



## Daily Market Information Report – Monday, March 19, 2018

The following information is collected from various sources and disseminated by Beef Farmers of Ontario.

### ONTARIO DIRECT TO PACKER RAILGRADE CATTLE TRADE

Prices are on a carcass weight basis before grade and weight discounts, *regardless of delivery date.*

<b>A Grade Steers</b>	254.00-256.00
<b>A Grade Heifers</b>	253.00-255.00

### ONTARIO LIVE CATTLE TRADE

Today at **Ontario Stockyards Inc.:** **53** veal on offer

	Price Range	Top
<b>Veal 600 lbs +</b>	110.00-141.00	173.00

Veal sold on at prices \$5.00-\$7.00 cwt lower. *March 27th @ 11:00 am- Special Spring All Vaccinated Stocker Sale!*

At **Kawartha Lakes Community Sale Barn, March 17, 2018** – **91** cows, **5** bulls, **53** veal, **33** stockers, **3** fed cattle

	Price Range	Avg.	Top
<b>Cows</b>	62.00-78.50	66.93	80.00
<b>Veal 600 lbs +</b>	90.00-135.00	105.99	135.00
<b>Veal 126 -300 lbs</b>	50.00-197.50	117.68	197.50

Cull cows traded slightly higher and stockers sold on a good demand. *Spring Stocker sale being held this Wednesday at 10:00 am! April 4th @ 10:00 am- Spring Stocker Sale!*

### ONTARIO STOCKER & FEEDER TRADE

Stocker sale at **Brussels Livestock: March 16, 2018** – **1,016** Stockers

<b>Steers</b>	<b>Price Range</b>	<b>Average</b>	<b>Top</b>	<b>Heifers</b>	<b>Price Range</b>	<b>Average</b>	<b>Top</b>
<b>1000+</b>	133.00-164.50	155.98	166.00	<b>900+</b>	138.00-169.50	158.38	171.00
<b>900-999</b>	170.75-191.75	182.46	191.75	<b>800-899</b>	155.50-179.00	166.84	179.00
<b>800-899</b>	172.75-190.00	184.45	190.00	<b>700-799</b>	158.00-180.00	165.32	180.00
<b>700-799</b>	184.50-199.00	193.60	211.00	<b>600-699</b>	155.00-190.00	174.39	190.00
<b>600-699</b>	198.00-227.50	214.25	240.00	<b>500-599</b>	165.00-212.00	191.68	212.00
<b>500-599</b>	170.00-230.00	199.65	247.50	<b>400-499</b>	190.00-215.00	203.00	215.00
<b>400-499</b>	180.00-225.00	204.93	265.00	<b>300-399</b>	190.00-215.00	209.00	215.00
<b>399-</b>	120.00-187.00	173.70	260.00				

Calves and yearlings sold on a strong active trade at steady prices. *March 14th @ 7:00 pm- Bred Cow Sale!*

### ONTARIO STOCKER & FEEDER TRADE SPECIAL SPRING SALES

Stocker sale at **Community Livestock Exchange, March 16, 2018:** **657** stockers - Quinte Cattlemen's Assoc. Stocker Sale

<b>Steers</b>	<b>Price Range</b>	<b>Average</b>	<b>Top</b>	<b>Heifers</b>	<b>Price Range</b>	<b>Average</b>	<b>Top</b>
<b>900-999</b>	178.00-187.50	180.60	187.50	<b>900+</b>	123.99-159.00	135.60	159.00
<b>800-899</b>	161.00-188.99	183.09	188.99	<b>800-899</b>	122.50-186.69	161.69	186.69
<b>700-799</b>	144.99-208.99	192.30	208.99	<b>700-799</b>	112.00-212.00	163.99	212.00
<b>600-699</b>	142.50-250.00	216.99	250.00	<b>600-699</b>	132.49-220.99	188.39	220.99
<b>500-599</b>	192.50-262.99	235.00	262.99	<b>500-599</b>	155.00-218.99	197.99	218.99
<b>400-499</b>	167.50-254.99	236.39	254.99	<b>400-499</b>	139.99-218.00	190.39	218.00
<b>399-</b>	189.99-252.49	232.60	252.49	<b>300-399</b>	164.99-197.50	175.20	197.50

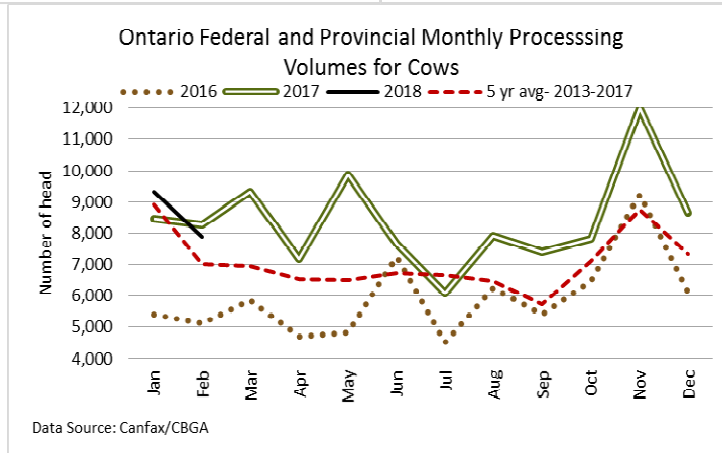
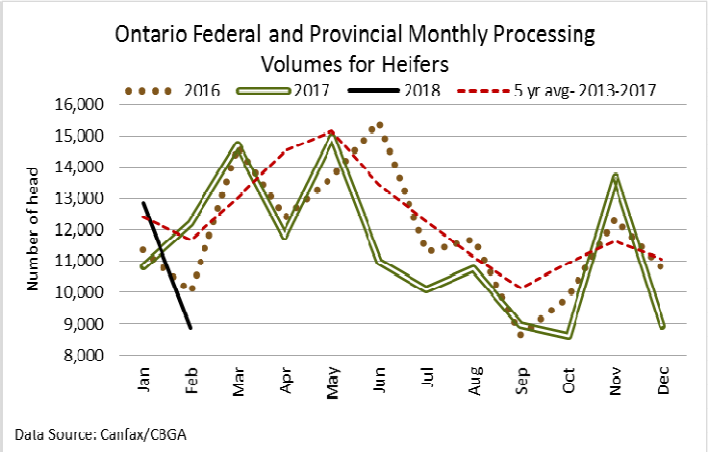
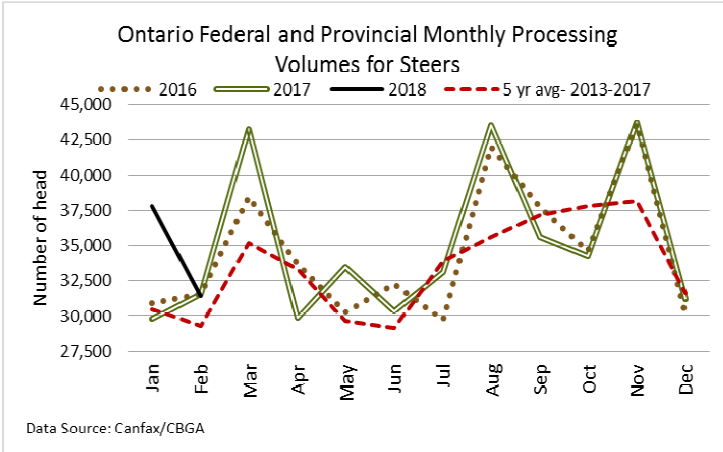
- There was a high quality offering of 657 stockers comprised of 384 steers and 273 heifers with 95% of the cattle being vaccinated. Bidding was generally strong and consistent with most weight categories for both steers and heifers showing a significant advantage over the general Ontario market with exceptional demand shown for fancy light weight calves. There were 27 purchasing buyers and 51 consignors.

### USDA ESTIMATED CATTLE PROCESSING VOLUME

	Week Ending March 17, 2018	Previous Week	Year Ago
<b>Grand Total</b>	595,000	597,000	589,000

### FEDERALLY INSPECTED CANADIAN PROCESSING

	Week Ending Mar 10, 2018	# of hd change from week ago	YTD	% Change (Week Ago)	% Change (Year Ago)
<b>Grand Total</b>	54,914	-2,464	515,576	-4%	+6%
<b>Western Slaughter</b>	41,492	-2,688	389,522	-6%	+8%
<b>Eastern Slaughter</b>	13,422	+224	126,054	+2%	+1%



### AVERAGE CARCASS WEIGHTS – CANADA

	Steers	Heifers
Mar 10, 2018	917	836
Mar 3, 2018	904	834
Mar 11, 2017	921	840

### U.S. BOXED BEEF CUT-OUT VALUES (U.S. funds)

	Choice 600-900	Select 600-900
Cutout Values (noon estimate):	225.37	218.60.
Change (from yesterday's close):	-0.22	+1.74
Current Five Day Average:	224.47	216.89

### U.S. TRADE (U.S. funds)

The U.S. cash cattle trade last week continued from Tuesday to Friday, with prices generally steady to \$1.00 higher. Live sales in the south were \$126.00-\$127.00, mostly \$127.00, while live sales in the north ranged were generally \$126.00-\$128.00, most at \$128.00. Dressed deals in the north ranged from \$202.00-\$208.00. Actual average prices for the week, posted by the USDA Mandatory Price Report, saw live steers at \$127.91 up \$1.11 on average from the previous week, while heifers averaged \$127.68 up \$1.08. On the rail steers averaged \$205.47 up \$1.59 from the week before, while heifers averaged \$205.48 up \$1.28. Today the market was very quiet as both sides took inventory and new show lists were distributed. This week's offering appears to be slightly larger than last week in volume with the exception of Kansas, which has lighter volumes. Asking prices and bids are unestablished as futures were sharply lower. Both buyers and sellers will be sitting back and watching the board's direction before pricing any cattle.

<b>Choice and Select Steers and Heifers:</b>	Live	Weekly range of-126.00-132.00
	Rail	Weekly range of 202.00-208.00

### CHICAGO MERCANTILE EXCHANGE

Closing quotes on futures today were as follows:

Live Cattle		Feeder Cattle		Corn		Soybeans		Canadian \$	
\$/cwt US		\$/cwt US		\$/bu US		\$/bu US			
<b>Apr</b>	120.22 -1.02	<b>Mar</b>	138.45 -1.52	<b>May</b>	3.750 -7.6	<b>May</b>	10.224 -27.0	<b>Spot</b>	76.58 +0.22
<b>Jun</b>	110.15 -1.60	<b>Apr</b>	138.20 -2.00	<b>Jul</b>	3.832 -7.6	<b>Jul</b>	10.334 -26.6	<b>Mar</b>	76.59 +0.23
<b>Aug</b>	107.70 -1.42	<b>May</b>	139.02 -1.92	<b>Sep</b>	3.900 -6.6	<b>Aug</b>	10.352 -26.0	<b>Jun</b>	76.73 +0.23
<b>Oct</b>	110.27 -1.62	<b>Aug</b>	144.55 -1.70	<b>Dec</b>	3.974 -6.2	<b>Sep</b>	10.256 -22.0	<b>Sep</b>	76.87 +0.22
<b>Dec</b>	113.90 -1.32	<b>Sep</b>	145.92 -1.45	<b>Mar</b>	4.046 -5.6	<b>Nov</b>	10.226 -18.2	<b>Dec</b>	76.99 +0.21
<b>Feb</b>	115.50 -1.10	<b>Oct</b>	146.20 -1.35	<b>May</b>	4.092 -5.4	<b>Jan</b>	10.264 -17.0	<b>Mar</b>	77.13 +0.20

Beef Farmers of Ontario, 130 Malcolm Road, Guelph, ON N1K 1B1 Phone: (519) 824-0334 Fax: (519) 824-1930 or email:[markets@ontariobeef.com](mailto:markets@ontariobeef.com)