



Daily Market Information Report – Monday, April 23, 2018

The following information is collected from various sources and disseminated by Beef Farmers of Ontario.

ONTARIO DIRECT TO PACKER RAILGRADE CATTLE TRADE

Prices are on a carcass weight basis before grade and weight discounts, *regardless of delivery date.*

A Grade Steers	243.00-245.00
A Grade Heifers	242.00-244.00

ONTARIO LIVE CATTLE TRADE

Today at **Ontario Stockyards Inc.:** **72** veal on offer

	Price Range	Top
Veal 600 lbs +	100.00-127.50	157.00

Veal sold on a barely steady market. *April 25th @ 7 pm- All Breed Bull and Bred Cow Sale! May 8th @ 11:00 am- Special Spring All Vaccinated Stocker Sale!*

At **Kawartha Lakes Community Sale Barn, April 21, 2018 – 121** cows, **6** bulls, **68** veal, **17** stockers

	Price Range	Avg.	Top
Cows	55.00-77.50	64.21	100.00
Veal 126 -300 lbs	120.00-355.00	199.68	355.00
Veal 125 lbs and less	65.00-280.00	144.06	445.00

Due to the weather this weekend there were not enough to establish a market. *April 17th @ 10:00 am- Spring Stocker Sale!*

ONTARIO STOCKER & FEEDER TRADE

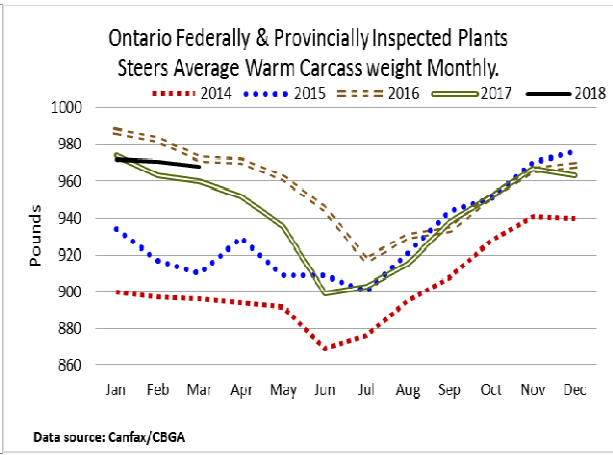
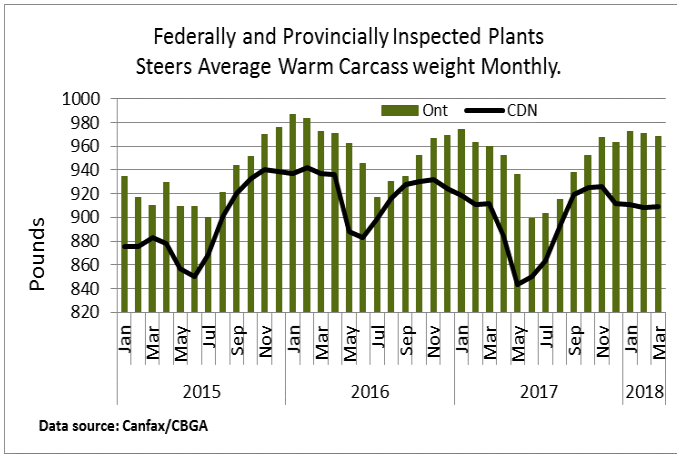
Stocker sale at **Brussels Livestock: April 20, 2018 – 1,137** Stockers

Steers	Price Range	Average	Top	Heifers	Price Range	Average	Top
1000+	152.75-165.25	159.37	179.00	900+	144.00-166.00	153.42	166.00
900-999	149.00-168.00	161.21	186.00	800-899	156.00-166.75	161.44	166.75
800-899	164.00-179.00	172.53	195.00	700-799	154.50-175.00	163.17	175.00
700-799	160.00-203.50	184.36	203.50	600-699	169.00-184.00	175.50	184.00
600-699	200.00-222.00	209.55	222.00	500-599	172.00-208.00	186.86	208.00
500-599	192.00-252.00	225.78	252.00	400-499	190.00-237.00	212.46	237.00
400-499	212.00-270.00	248.00	270.00	300-399	160.00-215.00	196.07	225.00
399-	210.00-280.00	245.17	280.00				

Calves and yearlings sold on a strong active trade at steady prices. *April 25th @ 7:00 pm- Bred Cow Sale!*

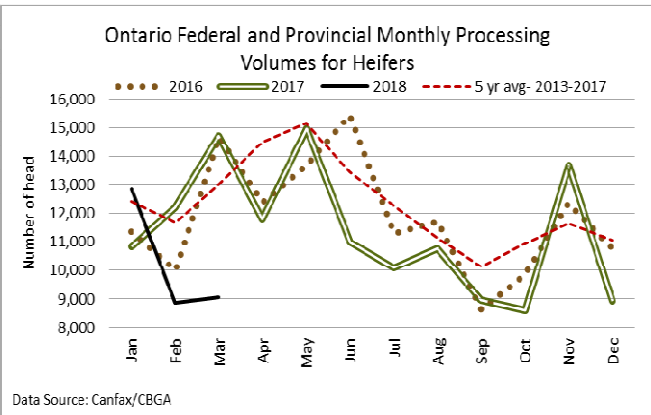
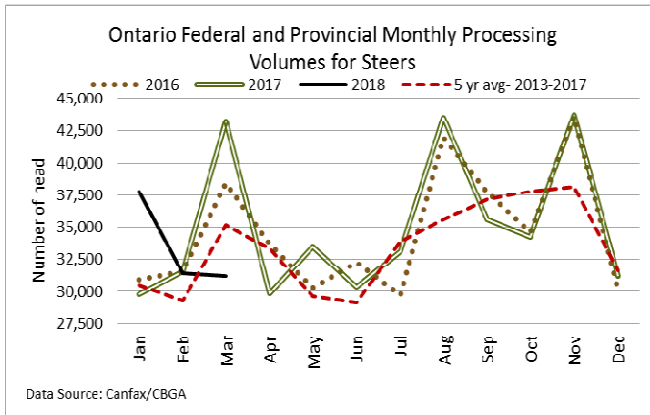
LIVE CATTLE EXPORTS-ONTARIO

	Week ending Apr 7, 2018	Week ending Mar 31, 2018	Year to Date
Total live slaughter cattle exported from Ontario to the U.S.	2,476	2,430	30,188
Steers & Heifers	1,253	1,312	14,729
Cows	877	838	12,237
Bulls	346	280	3,222



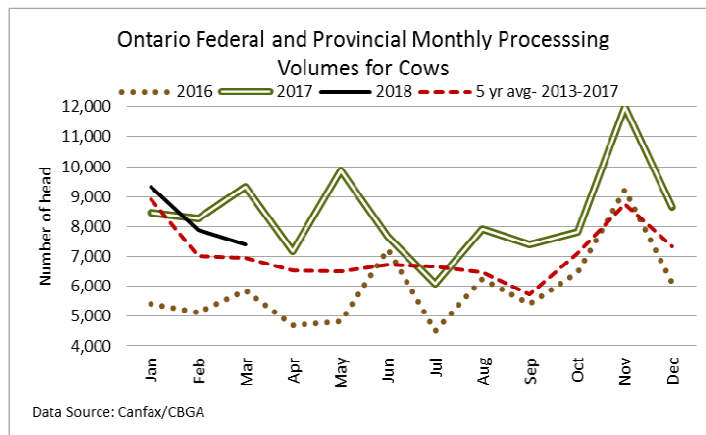
AVERAGE CARCASS WEIGHTS – CANADA

	Steers	Heifers
April 14, 2018	885	824
April 7, 2018	895	839
Apr 15, 2017	905	831



FEDERALLY INSPECTED CANADIAN PROCESSING

	Week Ending	# of hd change from week ago	YTD	% Change (Week Ago)	% Change (Year Ago)
Grand Total	Apr 14, 2018	+2,906	789,034	+5%	+7%
Western Slaughter	Apr 14, 2018	+2,957	600,688	+7%	+8%
Eastern Slaughter	Apr 14, 2018	-51	188,346	-0%	+2%



USDA ESTIMATED CATTLE PROCESSING VOLUME

	Week Ending April 21, 2018	Previous Week	Year Ago
Grand Total	624,000	605,000	601,000

CANADIAN BOXED BEEF CUT-OUT VALUES

Week Ending	AAA	AA
March 30, 2018	2.7890	2.6791
March 23, 2018	2.7565	2.6990
March 16, 2018	2.7019	2.6694

U.S. BOXED BEEF CUT-OUT VALUES (U.S. funds)

	Choice 600-900	Select 600-900
Cutout Values (noon estimate):	214.69	201.83
Change (from yesterday's close):	+2.71	+1.70
Current Five Day Average:	211.78	199.35

U.S. TRADE (U.S. funds)

The U.S. cash cattle trade last week was stronger with mid-week trade in the south ranging from \$120.00-\$126.00 averaging around \$121.00-\$122.00 up \$2.00-\$2.50 on average from the previous week. Business in the north did not develop until Friday afternoon with sales reported in the \$190.00-\$195.00 dressed price range, with majority from \$193.00-\$195.00, up \$3.00-\$5.00 from the week before.

Today the market was quiet as both sides took inventory and new show lists were distributed. This week's offering is reported to be smaller than last week in volume. Asking prices are expected to be higher than last week.

Choice and Select Steers and Heifers:	Live	N/T
	Rail	N/T

CHICAGO MERCANTILE EXCHANGE

Closing quotes on futures today were as follows:

Live Cattle		Feeder Cattle		Corn		Soybeans		Canadian \$	
\$/cwt US		\$/cwt US		\$/bu US		¢/bu			
Apr	121.72 +2.37	Apr	139.02 +1.72	May	3.784 +2.0	May	10.206 -8.0	Spot	77.81 -0.63
Jun	104.87 +1.15	May	140.60 +1.27	Jul	3.874 +2.0	Jul	10.322 -8.0	Jun	77.90 -0.61
Aug	105.07 +1.27	Aug	147.12 +2.62	Sep	3.850 +2.0	Aug	10.344 -7.4	Sep	78.06 -0.61
Oct	109.10 +0.95	Sep	147.67 +2.10	Dec	4.042 +1.6	Sep	10.306 -6.6	Dec	78.19 -0.60
Dec	113.57 +0.90	Oct	148.05 +1.85	Mar	4.120 +1.6	Nov	10.282 -6.6	Mar	79.32 -0.60
Feb	115.15 +0.90	Nov	147.65 +1.85	May	4.160 +1.4	Jan	10.336 -6.0	Jun	78.43 -0.60

Beef Farmers of Ontario, 130 Malcolm Road, Guelph, ON N1K 1B1 Phone: (519) 824-0334 Fax: (519) 824-1930 or email: markets@ontariobeef.com

OBCFPP LICENCE CHANGES

Now Licenced: Country Dealer

Eric Haldenby, 86 Lake George Road, RR 4, Echo Bay, Ontario POS 1C0