



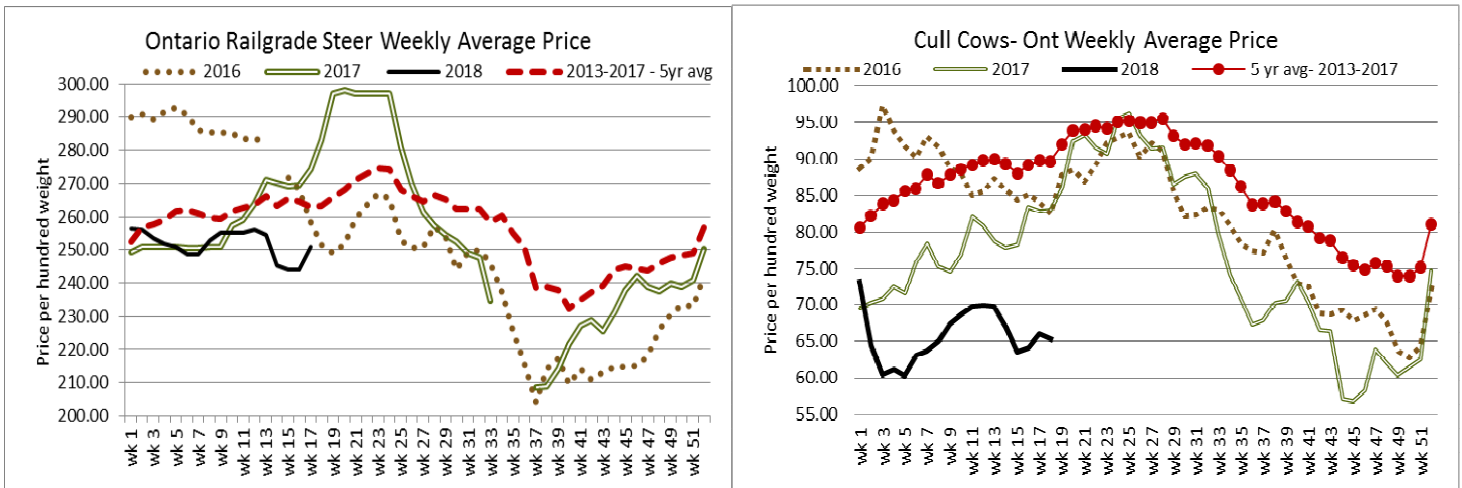
## Daily Market Information Report - Friday, May 4, 2018

The following information is collected from various sources and disseminated by Beef Farmers of Ontario.

### ONTARIO DIRECT TO PACKER RAILGRADE CATTLE TRADE

Prices are on a carcass weight basis before grade and weight discounts. (Prices for today regardless of delivery date).

**A Grade Steers** 253.00-255.00  
**A Grade Heifers** 252.00-254.00



### ONTARIO LIVE CATTLE TRADE

Today at **Brussels Livestock: 1,650** stockers (900 calves and yearlings left to sell at time of reporting)

Steers	Price Range	Average	Top	Heifers	Price Range	Average	Top
1000+	142.00-155.00	146.25	155.00	900+	136.00-150.25	148.02	150.25
900-999	152.00-170.00	161.85	170.00	800-899	159.00-168.00	163.65	168.00
800-899	161.00-184.00	170.76	189.00	700-799	152.00-178.00	171.25	192.00
700-799	176.00-219.50	186.06	219.50	600-699	167.00-192.00	180.48	199.00
600-699	193.00-239.50	216.32	239.50	500-599	170.00-215.00	194.94	215.00
500-599	200.00-232.00	215.40	250.00	400-499	160.00-216.00	181.88	216.00
400-499	222.00-244.00	237.06	250.00	300-399	190.00-225.00	211.00	230.00
399-	220.00-262.00	243.19	285.00	299-	150.00-230.00	190.00	230.00

Calves are selling on a strong active trade at prices \$3.00-\$5.00 cwt higher. At time of reporting the yearlings had just started to trade. Final results will be available on Monday's Report.

Ontario auction sales on **Thursday** saw weighted prices for:

	Volume	Price Range	Average	Top
Large & Medium Frame Fed Steers +1250 lbs	77	124.86-157.88	146.23	162.50
Large & Medium Frame Fed Heifers +1000 lbs	53	129.32-151.68	141.97	156.75
Fed steers, dairy and dairy cross	16	80.72-101.47	92.46	129.00
Cows	608	58.12-73.44	65.38	130.00
Bulls under 1600 lbs	6	84.75-94.61	89.14	95.50
Bulls over 1600 lbs	29	69.86-97.40	83.03	110.00
Veal +600 lbs	192	88.01-120.07	106.33	174.00
Veal Calves 125 lbs & under	86	82.00-138.00	108.97	315.00

**Price Comparison-** this week's average price compared to the previous week & the same time last year.

	Weekly Avg Price	Previous week - Avg Price	Change from last week	Year Ago - Avg Price	Change from last year
	<b>2018</b>			<b>2017</b>	
<b>Fed steer live 1250+</b>	147.05	142.54	+4.51	167.85	-20.80
<b>Fed heifer live 1000+</b>	144.47	142.93	+1.54	168.79	-24.32
<b>Rail steer</b>	250.75	244.00	+6.75	283.25	-32.50
<b>Rail heifer</b>	250.50	243.00	+7.50	282.25	-31.75
<b>Cull cow</b>	65.40	66.10	-0.70	82.95	-17.55
<b>Stocker Steers</b>					
<b>400-499</b>	219.44	226.08	-6.64	216.24	+3.20
<b>500-599</b>	216.46	209.81	+6.65	215.66	+0.80
<b>600-699</b>	210.30	202.60	+7.70	211.79	-1.49
<b>700-799</b>	199.21	191.99	+7.22	202.42	-3.21
<b>800-899</b>	179.41	179.52	-0.11	188.27	-8.86
<b>900-999</b>	171.14	161.27	+9.87	178.73	-7.59
<b>1000+</b>	156.15	160.81	-4.66	171.34	-15.19
<b>Heifers</b>					
<b>300-399</b>	190.75	183.47	+7.28	175.24	+15.51
<b>400-499</b>	191.98	191.80	+0.18	189.49	+2.49
<b>500-599</b>	192.34	185.074	+6.60	190.12	+2.22
<b>600-699</b>	175.65	173.26	+2.39	181.32	-5.67
<b>700-799</b>	167.60	162.56	+5.04	176.54	-8.94
<b>800-899</b>	158.70	155.25	+3.45	166.61	-7.91
<b>900+</b>	142.94	143.07	+0.13	162.83	-19.44

Stocker sale at: **Ontario Livestock Exchange, May 3, 2018– 343** Stockers

<b>Steers</b>	<b>Price Range</b>	<b>Average</b>	<b>Top</b>	<b>Heifers</b>	<b>Price Range</b>	<b>Average</b>	<b>Top</b>
<b>700-799</b>	120.00-193.00	168.90	214.00	<b>900+</b>	69.00-122.50	98.28	134.00
<b>600-699</b>	143.00-206.00	188.50	206.00	<b>800-899</b>	126.00-141.00	137.41	141.00
<b>500-599</b>	175.00-210.00	191.65	210.00	<b>700-799</b>	132.00-158.00	146.19	158.00
<b>400-499</b>	117.50-197.50	160.00	197.50	<b>600-699</b>	100.00-160.00	133.94	160.00
				<b>500-599</b>	124.00-162.00	142.47	162.00

Replacements sold on a steady trade.

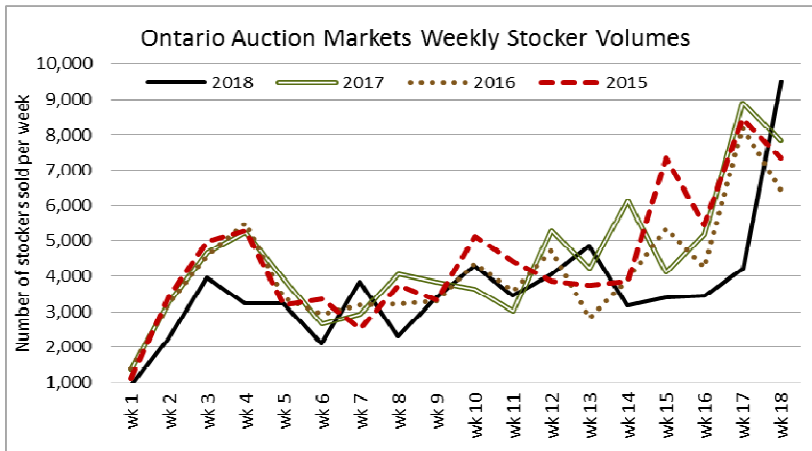
Stocker sale at: **Ontario Stockyards Inc. - May 3, 2018– 1,013** Stockers

<b>Steers</b>	<b>Price Range</b>	<b>Average</b>	<b>Top</b>	<b>Heifers</b>	<b>Price Range</b>	<b>Average</b>	<b>Top</b>
<b>1000+</b>	143.00-169.00	152.27	169.00	<b>900+</b>	95.00-161.00	131.48	174.00
<b>900-999</b>	135.00-166.00	155.29	166.00	<b>800-899</b>	129.00-172.00	158.74	172.00
<b>800-899</b>	161.50-184.00	170.77	184.00	<b>700-799</b>	160.00-194.00	172.93	203.00
<b>700-799</b>	170.50-201.50	189.85	201.50	<b>600-699</b>	168.00-199.50	185.42	209.50
<b>600-699</b>	188.00-219.00	204.75	223.00	<b>500-599</b>	175.00-224.50	198.21	224.50
<b>500-599</b>	196.00-234.50	217.06	234.50	<b>400-499</b>	155.00-217.00	193.38	217.00
<b>400-499</b>	195.00-232.00	217.53	262.50	<b>300-399</b>	115.00-205.00	167.70	225.00
<b>399-</b>	215.00-255.00	236.16	255.00	<b>299-</b>	180.00-182.50	181.25	182.50

Replacements sold actively with all types selling steady to strong.

Stocker sale at: **Ottawa Livestock Exchange, May 3, 2018– 72** Stockers

<b>Steers</b>	<b>Price Range</b>	<b>Average</b>	<b>Top</b>	<b>Heifers</b>	<b>Price Range</b>	<b>Average</b>	<b>Top</b>
<b>600-699</b>	164.00-202.00	183.33	205.00	<b>600-699</b>	154.00-170.00	167.00	170.00
<b>500-599</b>	118.00-215.00	175.17	215.00				
<b>400-499</b>	182.00-238.00	213.40	238.00				



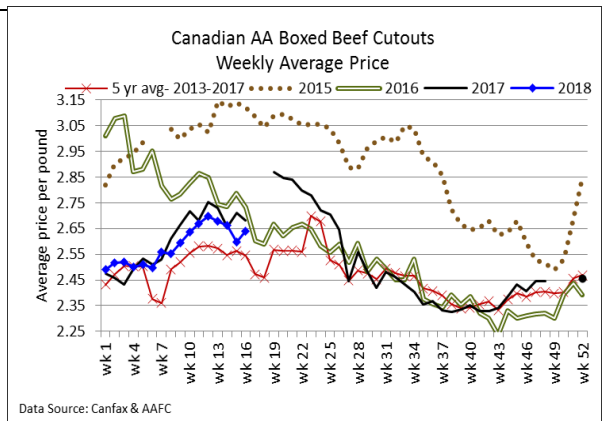
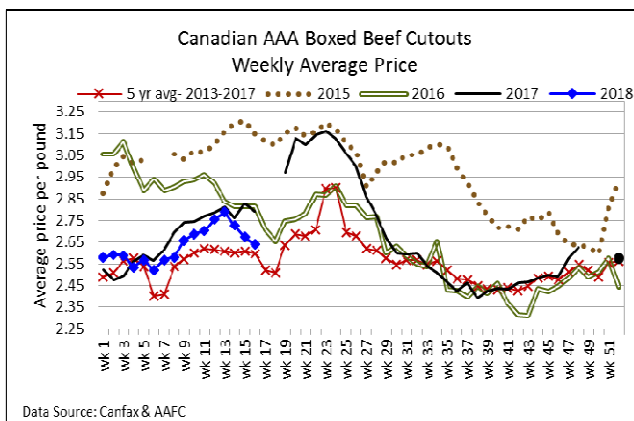
A larger run of stocker and feeder cattle were on offer this week at auction markets with a total 9,501 head sold, with a vast majority of the cattle between 500-800 lbs. This week's volume is up 5,278 head from last week and 1,665 more than the same week last year. This week's volume is the largest weekly volume reported since the week ending Oct 26, 2017, and the largest spring weekly volume since May 2, 2013.

### ONTARIO STOCKER & FEEDER TRADE SPECIAL SPRING SALES

Stocker sale at: **Grey Bruce Livestock Co-operative Sale-Wiarton, May 3, 2018- 422 Stockers**

Steers	Price Range	Top	Heifers	Price Range	Top
800-1000	150.00-188.00		600-800	196.25-220.00	
700-800	202.00-215.75		500-600	177.00-212.00	
600-700	204.00-224.00		400-500	165.00-219.00	
500-600	206.00-238.00		<b>Guaranteed open</b>		
300-500	185.00-231.00		600-800	169.00-215.50	
			300-600	176.00-216.00	

Top quality grass cattle, including Charolais cross, Red Angus, Black Angus, Hereford, Simmental, Limousin and Gelbveih sold at higher prices for the current market trend!

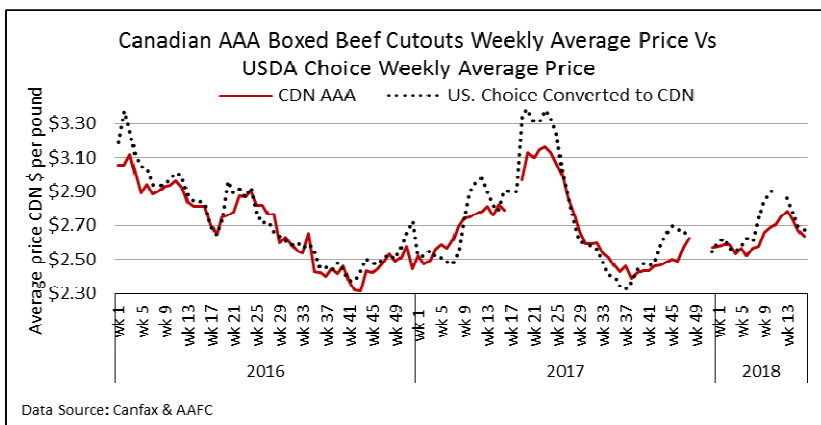


### CANADIAN BOXED BEEF CUT-OUT VALUES

Week Ending	AAA	AA
April 20, 2018	2.6398	2.5711
April 13, 2018	2.6726	2.5968
April 6, 2018	2.7274	2.6619
March 30, 2018	2.7890	2.6791

### U.S. BOXED BEEF CUT-OUT VALUES (U.S. funds)

	Choice 600-900	Select 600-900
Cutout Values (noon estimate):	227.95	209.53
Change (from yesterday's close):	+0.39	+0.36
Current Five Day Average:	225.49	206.65



### QUEBEC ELECTRONIC AUCTION MARKET (F.O.B. THE FEEDLOT)

	Price	Change from Last Week
For the week ending May 3, 2018	250.00-253.25	+9.09

### ALBERTA DIRECT TRADE

**Alberta direct trade** was active this week with prices \$2.00-\$3.00 cwt higher. Canfax reported live sales from \$160.75-\$163.50. On a dressed basis Canfax reports steers and heifers from \$272.00-\$275.00 delivered, or \$269.00-\$273.50 picked up. Canfax reports: "Most of the cattle that traded this week sold locally however there were a couple loads of cattle marketed into the US. Sales to the US were comparable with local sales. Historically strong basis levels and small profits on the cattle being sold right now encouraged producers to market cattle. Sale volumes are shaping up to be rather large this week."

<b>Steers</b>	Live	160.75-163.50	Rail (FOB)	269.00-273.50
<b>Heifers</b>	Live	161.75-163.50	Rail (FOB)	272.00-273.50

### U.S. TRADE (U.S. funds)

**U.S. cash cattle trade** on Thursday saw a moderate trade develop in the south with prices from \$118.00-\$128.50 live, mostly \$125.50-\$126.00 up around \$3.00 from last week's southern trade. A light test in the north ranged from \$189.00-\$200.00 dressed, which is steady to slightly higher, with a delayed delivery on many at around \$195.00 dressed. At time of reporting, there are still cattle left to sell in the north while the south appears to be finished for the week. Asking prices are sitting at \$128.00 plus live and \$200.00 plus dressed. A light test in the north has surfaced at \$126.00 live, steady to \$2.00 higher than last week. Bids are sitting from \$195.00-\$196.00 dressed but no deals have surfaced on a dressed basis. Asking prices are reported at \$200.00 plus dressed. Moderate trade should develop in the north at any time.

Choice and Select Steers and Heifers:	Live	118.00-128.50
	Rail	189.00-200.00

### CHICAGO MERCANTILE EXCHANGE

Closing quotes on futures today were as follows:

Live Cattle		Feeder Cattle		Corn		Soybeans		Canadian \$	
<b>Jun</b>	106.05 -0.47	<b>May</b>	140.40 -0.40	<b>May</b>	3.986 -0.6	<b>May</b>	10.272 -16.0	<b>Spot</b>	77.78 -0.04
<b>Aug</b>	105.07 -0.45	<b>Aug</b>	146.32 -0.25	<b>Jul</b>	4.062 -1.6	<b>Jul</b>	10.366 -16.4	<b>Jun</b>	77.84 -0.04
<b>Oct</b>	108.45 -0.52	<b>Sep</b>	146.77 -0.27	<b>Sep</b>	4.136 -1.6	<b>Aug</b>	10.400 -16.2	<b>Sep</b>	77.99 -0.03
<b>Dec</b>	112.65 -0.60	<b>Oct</b>	147.00 -0.27	<b>Dec</b>	4.210 -1.2	<b>Sep</b>	10.382 -14.0	<b>Dec</b>	78.13 -0.03
<b>Feb</b>	114.85 -0.22	<b>Nov</b>	147.35 -0.12	<b>Mar</b>	4.284 -1.4	<b>Nov</b>	10.372 -12.2	<b>Mar</b>	78.26 -0.03
<b>Apr</b>	115.90 -0.15	<b>Jan</b>	143.77 -0.02	<b>May</b>	4.330 -1.2	<b>Jan</b>	10.410 -12.4	<b>Jun</b>	78.38 -0.02

Beef Farmers of Ontario, 130 Malcolm Road, Guelph, ON N1K 1B1 Phone: (519) 824-0334 Fax: (519) 824-9161 or email: [markets@ontariobeef.com](mailto:markets@ontariobeef.com)

### ONTARIO STOCKER & FEEDER TRADE UPCOMING SPECIAL SALES

Date	Time	Location	Kind
May 5	10:00 am	Thessalon-Algoma Co-op Livestock Sales	Spring Stocker Sale
May 5	11:00 am	Denfield Livestock Exchange	Spring Stockers & Bred Cows & Cow/Calf Pairs
May 8	11:00 am	Ontario Stockyards Inc	Special Spring All Vaccinated Stocker Sale
May 16	10:00 am	Kawartha Lakes Community Sale Barn	Spring Stocker Sale
May 25	5:00 pm	Keady Livestock Market	Bred Cows, Cow/Calf Pairs, Breeder Bulls
May 26	11:00 am	Denfield Livestock Exchange	Spring Stockers & Bred Cows & Cow/Calf Pairs