



## Daily Market Information Report - Friday, May 18, 2018

The following information is collected from various sources and disseminated by Beef Farmers of Ontario.

### ONTARIO DIRECT TO PACKER RAILGRADE CATTLE TRADE

Prices are on a carcass weight basis before grade and weight discounts. (Prices for today regardless of delivery date).

<b>A Grade Steers</b>	248.00-250.00
<b>A Grade Heifers</b>	247.00-249.00

### ONTARIO LIVE CATTLE TRADE

Today at **Brussels Livestock: 1,750** stockers (1,000 yearlings left to sell at time of reporting)

<b>Steers</b>	<b>Price Range</b>	<b>Average</b>	<b>Top</b>	<b>Heifers</b>	<b>Price Range</b>	<b>Average</b>	<b>Top</b>
<b>900-999</b>	165.00-180.00	170.42	180.00	<b>900+</b>	119.00-145.00	139.67	145.00
<b>800-899</b>	156.00-182.00	166.47	186.00	<b>800-899</b>	140.00-167.00	156.43	167.00
<b>700-799</b>	162.00-176.00	169.26	188.00	<b>700-799</b>	145.00-178.00	166.68	178.00
<b>600-699</b>	166.00-215.00	186.87	217.00	<b>600-699</b>	157.00-178.00	171.23	178.00
<b>500-599</b>	181.00-225.00	202.59	225.00	<b>500-599</b>	130.00-210.00	173.87	210.00
<b>400-499</b>	155.00-230.00	197.50	247.00	<b>400-499</b>	140.00-190.00	161.32	227.00
<b>399-</b>	142.00-225.00	185.36	260.00	<b>300-399</b>	130.00-190.00	166.75	205.00

Grass and choice type calves are selling steady with second cut calves selling on an easier market. Yearlings have just started to sell at time of reporting. Final results will be available on Tuesday's Report.

Ontario auction sales on **Thursday** saw weighted prices for:

	<b>Volume</b>	<b>Price Range</b>	<b>Average</b>	<b>Top</b>
Large & Medium Frame Fed Steers +1250 lbs	108	141.50-155.00	147.91	158.50
Large & Medium Frame Fed Heifers +1000 lbs	50	123.94-144.20	136.19	146.50
Fed steers, dairy and dairy cross	33	89.00-109.00	100.00	118.00
Cows	661	62.37-75.36	68.93	111.00
Bulls under 1600 lbs	3	82.00-99.00	89.67	99.00
Bulls over 1600 lbs	28	74.00-109.45	91.10	122.00
Veal +600 lbs	168	95.32-125.55	113.50	196.00
Veal Calves 125 lbs & under	104	30.00-126.00	75.54	255.00

Stocker sale at: **Ontario Livestock Exchange, May 17, 2018– 310** Stockers

<b>Steers</b>	<b>Price Range</b>	<b>Average</b>	<b>Top</b>	<b>Heifers</b>	<b>Price Range</b>	<b>Average</b>	<b>Top</b>
<b>800-899</b>	147.50-170.00	158.06	187.00	<b>700-799</b>	121.00-175.00	151.18	192.50
<b>700-799</b>	122.50-192.50	166.16	209.00	<b>600-699</b>	107.00-162.50	134.39	178.00
<b>600-699</b>	152.50-228.00	188.43	228.00	<b>500-599</b>	130.00-172.50	157.71	187.50
<b>500-599</b>	170.00-227.50	201.65	227.50	<b>400-499</b>	155.00-187.50	171.86	187.50

Replacements sold at steady prices.

Stocker sale at: **Ontario Stockyards Inc. - May 17, 2018– 1,474** Stockers

<b>Steers</b>	<b>Price Range</b>	<b>Average</b>	<b>Top</b>	<b>Heifers</b>	<b>Price Range</b>	<b>Average</b>	<b>Top</b>
<b>1000+</b>	100.00-163.50	133.76	163.50	<b>900+</b>	115.00-153.00	132.42	153.00
<b>900-999</b>	150.00-170.00	161.28	170.00	<b>800-899</b>	130.00-155.00	145.20	155.00
<b>800-899</b>	155.00-181.00	167.88	181.00	<b>700-799</b>	130.00-169.00	155.61	189.00
<b>700-799</b>	149.00-202.00	180.68	202.00	<b>600-699</b>	150.00-176.00	163.95	211.00
<b>600-699</b>	154.00-221.00	188.07	230.00	<b>500-599</b>	145.00-192.00	167.98	205.00
<b>500-599</b>	169.00-239.00	207.67	245.00	<b>400-499</b>	150.00-189.00	171.35	205.00
<b>400-499</b>	185.00-241.00	212.75	241.00	<b>300-399</b>	172.50-200.00	192.23	200.00

Replacement cattle sold actively at mostly steady prices.

Stocker sale at: **Ottawa Livestock Exchange, May 17, 2018– 230 Stockers**

<b>Steers</b>	<b>Price Range</b>	<b>Average</b>	<b>Top</b>	<b>Heifers</b>	<b>Price Range</b>	<b>Average</b>	<b>Top</b>
<b>700-799</b>	118.00-180.00	161.42	180.00	<b>700-799</b>	130.00-146.00	138.50	146.00
<b>600-699</b>	128.00-192.00	172.25	192.00	<b>600-699</b>	122.00-149.00	135.53	155.00
<b>500-599</b>	126.00-186.00	158.38	222.00	<b>500-599</b>	130.00-182.00	153.68	182.00
<b>400-499</b>	110.00-185.00	137.91	185.00	<b>400-499</b>	112.00-154.00	131.26	186.00
<b>399-</b>	62.00-200.00	131.25	225.00	<b>300-399</b>	107.00-135.00	124.22	145.00

**Price Comparison-** this week's average price compared to the previous week & the same time last year.

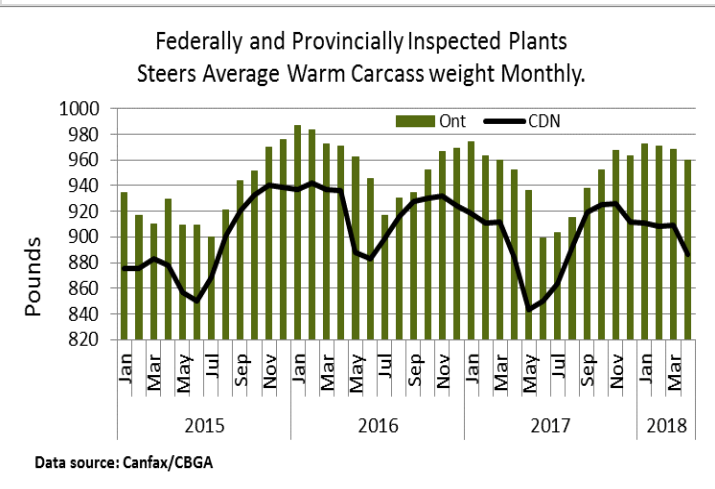
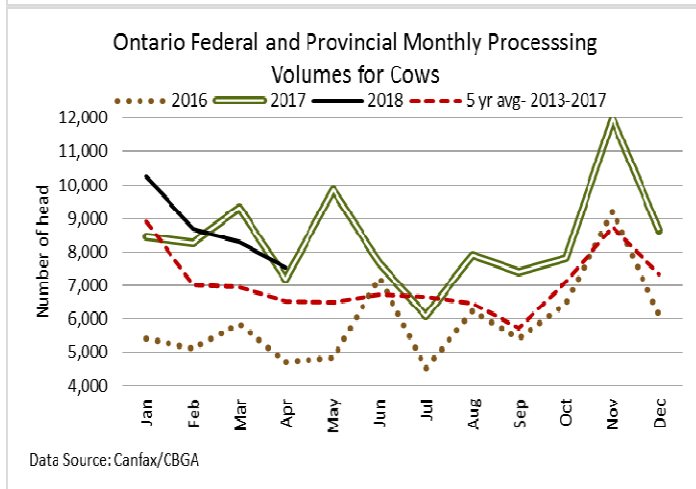
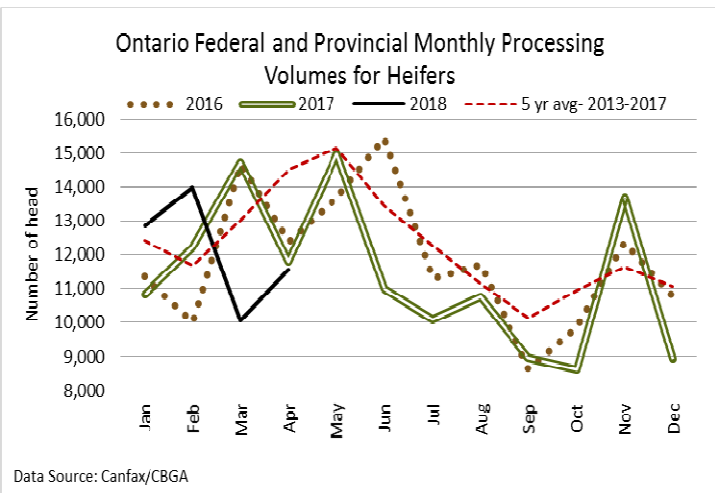
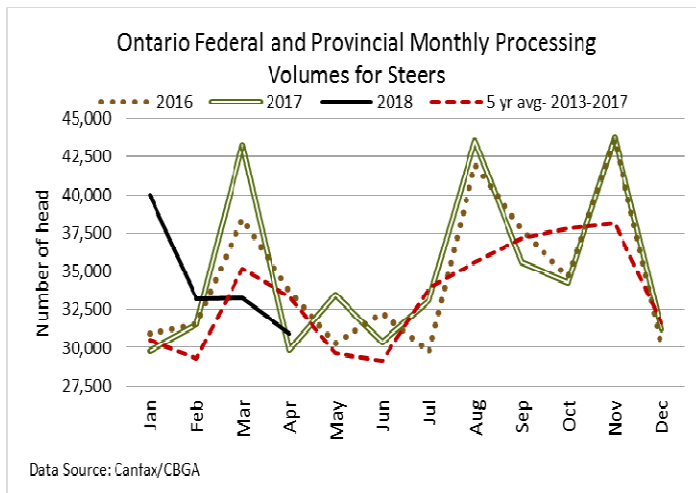
	<b>Weekly Avg Price</b>	<b>Previous week - Avg Price</b>	<b>Change from last week</b>	<b>Year Ago - Avg Price</b>	<b>Change from last year</b>
	<b>2018</b>			<b>2017</b>	
<b>Fed steer live 1250+</b>	143.72	152.00	-8.28	173.80	-30.11
<b>Fed heifer live 1000+</b>	141.34	150.43	-9.09	170.63	-29.29
<b>Rail steer</b>	253.25	254.00	-0.75	298.00	-44.75
<b>Rail heifer</b>	252.25	253.50	-1.25	297.00	-44.75
<b>Cull cow</b>	68.60	67.33	+1.27	92.45	-23.85
<b>Stocker Steers</b>					
<b>400-499</b>	208.86	225.48	-16.62	219.38	-10.52
<b>500-599</b>	208.36	220.59	-12.23	225.54	-17.18
<b>600-699</b>	201.76	217.05	-15.29	214.96	-13.20
<b>700-799</b>	188.77	191.75	-2.98	199.10	-10.33
<b>800-899</b>	176.50	183.46	-6.96	191.70	-15.20
<b>900-999</b>	165.92	169.29	-3.37	181.08	-15.16
<b>1000+</b>	159.93	163.51	-3.58	169.95	-10.02
<b>Heifers</b>					
<b>300-399</b>	178.18	185.52	-7.34	189.73	-11.55
<b>400-499</b>	174.26	185.74	-11.48	192.16	-17.90
<b>500-599</b>	171.91	186.39	-14.48	186.42	-14.51
<b>600-699</b>	168.88	177.00	-8.12	182.30	-13.42
<b>700-799</b>	161.30	169.66	-8.36	175.41	-14.11
<b>800-899</b>	156.27	161.06	-4.79	171.34	-15.07
<b>900+</b>	150.90	149.73	+1.17	161.25	-10.35

**AVERAGE CARCASS WEIGHTS – CANADA**

	<b>Steers</b>	<b>Heifers</b>
May 12, 2018	846	804
May 5, 2018	870	820
May 13, 2017	842	799

**FEDERALLY INSPECTED CANADIAN PROCESSING**

	<b>Week Ending May 12, 2018</b>	<b># of hd change from week ago</b>	<b>YTD</b>	<b>% Change (Week Ago)</b>	<b>% Change (Year Ago)</b>
<b>Grand Total</b>	62,262	+4,177	1,028,507	+7%	+8%
<b>Western Slaughter</b>	48,908	+4,004	787,701	+9%	+10%
<b>Eastern Slaughter</b>	13,354	+173	240,806	+1%	+3%



**USDA ESTIMATED CATTLE PROCESSING VOLUME**

	<b>Week Ending May 19, 2018</b>	<b>Previous Week</b>	<b>Year Ago</b>
<b>Grand Total</b>	660,000	645,000	616,000

**U.S. BOXED BEEF CUT-OUT VALUES (U.S. funds)**

	<b>Choice 600-900</b>	<b>Select 600-900</b>
<b>Cutout Values (noon estimate):</b>	232.62	208.66
<b>Change (from yesterday's close):</b>	-0.06	+0.42
<b>Current Five Day Average:</b>	231.69	208.81

**QUEBEC ELECTRONIC AUCTION MARKET (F.O.B. THE FEEDLOT)**

	<b>Price</b>	<b>Change from Last Week</b>
For the week ending May 17, 2018	250.00-251.50	-2.55

**ALBERTA DIRECT TRADE**

Alberta direct trade was under pressure this week with extremely lower prices. Trade was reported as moderate in volume Wednesday with prices under pressure with Thursday noting even lower prices. Canfax reports live steers at \$147.00 down \$9.96 from last week, while heifers sold at \$144.00 live down \$13.00 on average. Dressed deals were reported from \$236.50-\$248.50 for steers averaging \$243.54 picked up, down \$19.55 from last week on average. Heifers sold from \$236.50-\$243.50 averaging \$242.58 picked up, down \$19.82 on average. Canfax reported sales from \$238.00-\$250.00 delivered, on a dressed basis. Canfax reports: "This is one of the largest single week price drops seen in recent history. Fed prices are now at the lowest levels since October. Cattle are now being sold below breakeven levels"

<b>Steers</b>	Live	147.00	Rail (FOB)	236.50-248.50
<b>Heifers</b>	Live	144.00	Rail (FOB)	236.50-243.50

