



Daily Market Information Report – Monday, June 18, 2018

The following information is collected from various sources and disseminated by Beef Farmers of Ontario.

ONTARIO DIRECT TO PACKER RAILGRADE CATTLE TRADE

Prices are on a carcass weight basis before grade and weight discounts, *regardless of delivery date.*

A Grade Steers	248.00-250.00
A Grade Heifers	247.00-249.00

ONTARIO LIVE CATTLE TRADE

Today at **Ontario Stockyards Inc.:** 65 veal on offer

	Price Range	Top
Veal 600 lbs +	98.00-117.00	159.50
Veal 451-600 lbs	91.00-96.00	114.00

Veal sold at just steady prices.

At **Kawartha Lakes Community Sale Barn, June 16, 2018** – 136 cows, 6 bulls, 30 veal, 46 stockers

	Price Range	Avg.	Top
Cows	58.00-83.00	70.28	98.00
Veal 600 lbs +	97.00-107.00	99.79	107.00
Veal 125 lbs and less	90.00-355.00	160.09	355.00

Veal, bulls and cows all sold on a steady market. Stockers sold very strong.

ONTARIO STOCKER & FEEDER TRADE

Stocker sale at **Brussels Livestock: June 15, 2018** – 922 Stockers

Steers	Price Range	Average	Top	Heifers	Price Range	Average	Top
1000+	140.00-158.00	152.73	170.50	900+	145.00-158.50	151.47	159.00
900-999	162.00-179.75	170.33	184.00	800-899	148.00-160.50	154.58	167.00
800-899	146.00-186.75	173.65	186.75	700-799	158.50-189.00	174.58	189.00
700-799	130.00-152.00	137.00	157.00	600-699	175.00-196.00	186.63	196.00
600-699	187.00-215.00	201.29	235.00	500-599	180.00-210.00	190.10	210.00
500-599	203.00-257.00	240.40	257.00	400-499	120.00-242.00	196.22	242.00
400-499	170.00-262.00	238.50	262.00				
399-	235.00-270.00	254.55	270.00				

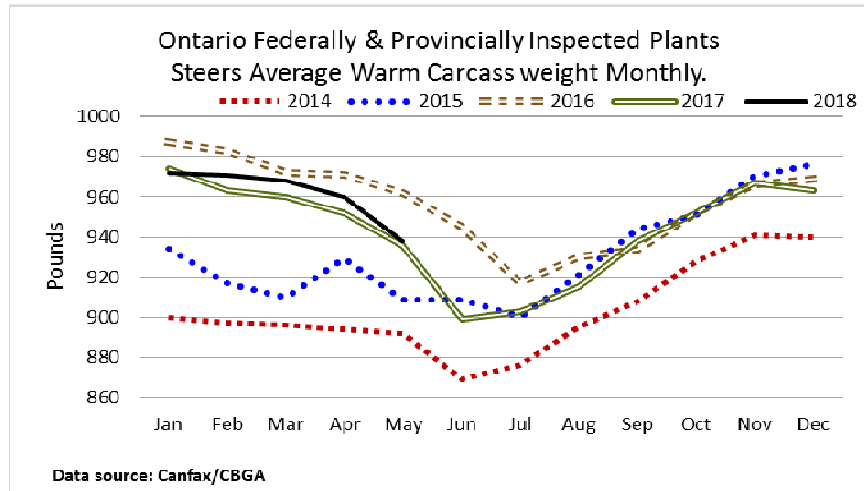
Calves sold actively with prices \$3.00-\$5.00 cwt higher. Yearlings sold steady with yearling heifers up \$2.00-\$3.00.

LIVE CATTLE EXPORTS-ONTARIO

	Week ending June 2, 2018	Week ending May 26, 2018	Year to Date
Total live slaughter cattle exported from Ontario to the U.S.	2,099	2,209	49,269
Steers & Heifers	1,042	1,022	23,691
Cows	745	834	19,422
Bulls	312	353	6,156

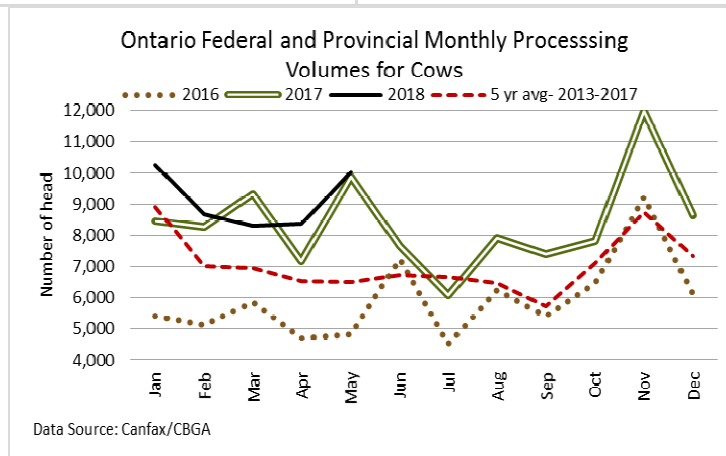
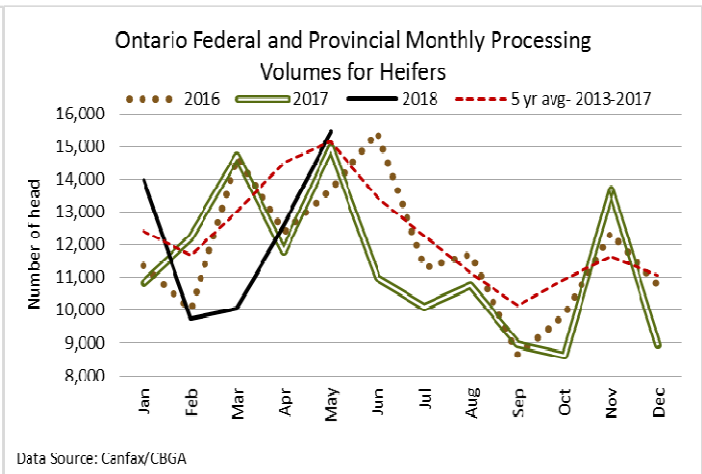
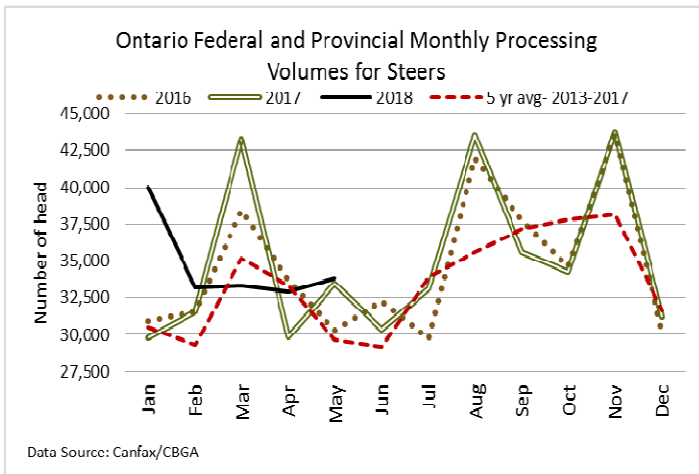
AVERAGE CARCASS WEIGHTS – CANADA

	Steers	Heifers
June 9, 2018	832	783
June 2, 2018	835	778
June 10, 2017	845	806



FEDERALLY INSPECTED CANADIAN PROCESSING

	Week Ending June 9, 2018	# of hd change from week ago	YTD	% Change (Week Ago)	% Change (Year Ago)
Grand Total	63,818	+4,381	1292,338	+7%	+8%
Western Slaughter	51,149	+4,384	973,138	+9%	+9%
Eastern Slaughter	12,669	-3	289,200	+0%	+4%



USDA ESTIMATED CATTLE PROCESSING VOLUME

	Week Ending June 16, 2018	Previous Week	Year Ago
Grand Total	654,000	658,000	639,000

CANADIAN BOXED BEEF CUT-OUT VALUES

Week Ending	AAA	AA
May 25, 2018	2.8390	2.6571
May 18, 2018	2.8197	2.6467
May 11, 2018	2.7814	2.6829

U.S. BOXED BEEF CUT-OUT VALUES (U.S. funds)

	Choice 600-900	Select 600-900
Cutout Values (noon estimate):	223.08	204.27
Change (from yesterday's close):	+1.49	+1.54
Current Five Day Average:	223.52	202.64

U.S. TRADE (U.S. funds)

The U.S. cash cattle trade last week did not develop until late Friday afternoon, with extremely light volumes. A few scattered deals earlier in the week were from \$112.00-\$115.00 live but sales were very sporadic and not enough to establish a market. Late Friday afternoon a light test developed in all feeding states. The Mandatory Price report listed southern sales from \$110.00-\$113.00 live with steers averaging \$111.28 and heifers \$111.29 down \$3.38 from the previous week on average. Business in the north was also very light with sales reported from \$174.00-\$179.00 dressed, with steers averaging \$177.55 down \$5.20 from the previous week, while heifers averaged \$178.80 down \$3.42.

Today the market was quiet as both sides took inventory and new show lists were distributed. This week's offering is larger due to the light trade last week resulting in cattle being carried over, however it's expected that packers are starting out their week short bought for the same reason. Bids and asking prices are currently undefined.

Choice and Select Steers and Heifers:	Live	110.00-115.00
	Rail	174.00-180.00

CHICAGO MERCANTILE EXCHANGE

Closing quotes on futures today were as follows:

Live Cattle			Feeder Cattle			Corn		Soybeans		Canadian \$				
\$/cwt US			\$/cwt US			\$/bu US		\$/bu US						
							¢/bu		¢/bu					
Jun	108.30	-0.15	Aug	148.97	+1.00	Jul	3.560	-5.2	Jul	9.084	+3.0	Spot	75.66	-0.21
Aug	105.17	+0.40	Sep	149.12	+0.85	Sep	3.654	-5.2	Aug	9.140	+2.4	Jun	75.66	-0.21
Oct	107.57	+0.55	Oct	148.62	+0.77	Dec	3.772	-5.4	Sep	9.200	+1.6	Sep	75.78	-0.21
Dec	111.47	+0.12	Nov	148.17	+0.47	Mar	3.870	-5.4	Nov	9.314	+1.0	Dec	75.92	-0.21
Feb	114.52	-0.25	Jan	144.85	-0.17	May	3.936	-5.2	Jan	9.396	+0.4	Mar	76.08	-0.21
Apr	115.97	-0.25	Mar	143.95	-0.50	Jul	4.000	-5.2	Mar	9.432	+0.0	Jun	76.22	-0.21

Beef Farmers of Ontario, 130 Malcolm Road, Guelph, ON N1K 1B1 Phone: (519) 824-0334 Fax: (519) 824-1930 or email: markets@ontariobeef.com