



## Daily Market Information Report – Friday August 10, 2018

The following information is collected from various sources and disseminated by Beef Farmers of Ontario.

### ONTARIO DIRECT TO PACKER RAILGRADE CATTLE TRADE

Prices are on a carcass weight basis before grade and weight discounts. (Prices for today regardless of delivery date).

**A Grade Steers** Not enough to establish a market. One federal packer temporarily not bidding  
**A Grade Heifers** Not enough to establish a market. One federal packer temporarily not bidding

### ONTARIO LIVE CATTLE TRADE

Today at **Brussels Livestock: 700** stockers

Steers	Price Range	Average	Top	Heifers	Price Range	Average	Top
<b>1000+</b>	154.00-173.50	163.26	185.00	<b>900+</b>	145.00-172.00	154.79	172.00
<b>900-999</b>	166.50-193.00	181.10	197.00	<b>800-899</b>	157.00-170.25	164.66	183.50
<b>800-899</b>	160.00-200.00	184.59	207.00	<b>700-799</b>	179.00-190.50	186.27	190.50
<b>700-799</b>	187.00-226.00	208.95	226.00	<b>600-699</b>	160.00-211.50	186.89	211.50
<b>600-699</b>	205.00-234.00	217.17	234.00	<b>500-599</b>	165.00-199.00	179.57	199.00
<b>500-599</b>	208.00-234.00	216.67	245.00	<b>400-499</b>	195.00-222.00	209.13	222.00
<b>400-499</b>	217.00-265.00	236.56	285.00	<b>300-399</b>	220.00-245.00	234.50	245.00
<b>399-</b>	240.00-260.00	253.33	260.00				

Calves and yearlings on a strong active trade, with calves selling steady and yearlings \$3.00-\$5.00 cwt higher.

Ontario auction sales on **Thursday** saw weighted prices for:

	Volume	Price Range	Average	Top
Large & Medium Frame Fed Steers +1250 lbs	37	128.00-140.50	135.46	143.00
Large & Medium Frame Fed Heifers +1000 lbs	21	106.00-133.50	124.94	135.50
Fed steers, dairy and dairy cross +1250 lbs	37	104.00-112.00	106.40	113.00
Fed heifers, dairy and dairy cross +1000 lbs.	21	106.00-133.50	124.94	135.50
Cows	615	49.80-71.24	60.96	111.00
Bulls under 1600 lbs	10	78.15-99.30	89.33	130.00
Bulls over 1600 lbs	19	81.71-113.16	94.72	133.00
Veal +600 lbs	171	93.91-121.81	111.87	200.00
Veal Calves 125 lbs & under	73	20.00-104.00	51.67	275.00

Stocker sale at: **Ontario Livestock Exchange, August 9, 2018– 250** Stockers

Steers	Price Range	Average	Top	Heifers	Price Range	Average	Top
<b>1000+</b>	150.00-171.00	162.42	171.00	<b>600-699</b>	142.50-175.00	162.25	175.00
<b>700-799</b>	165.00-201.00	183.14	201.00	<b>500-599</b>	87.50-186.00	161.00	186.00
<b>600-699</b>	170.00-225.00	197.00	225.00				
<b>500-599</b>	90.00-230.00	167.08	230.00				
<b>400-499</b>	55.00-190.00	115.00	235.00				
<b>399-</b>	125.00-270.00	171.43	275.00				

Stockers sold actively at strong prices.

Stocker sale at: **Ottawa Livestock Exchange, August 9, 2018– 82** Stockers

Steers	Price Range	Average	Top	Heifers	Price Range	Average	Top
<b>600-699</b>	160.00-212.00	194.67	212.00	<b>500-599</b>	52.00-173.00	117.29	188.00
<b>500-599</b>	156.00-230.00	213.82	230.00	<b>400-499</b>	130.00-190.00	151.80	194.00
<b>400-499</b>	204.00-258.00	231.00	258.00				
<b>399-</b>	227.00-310.00	286.75	310.00				

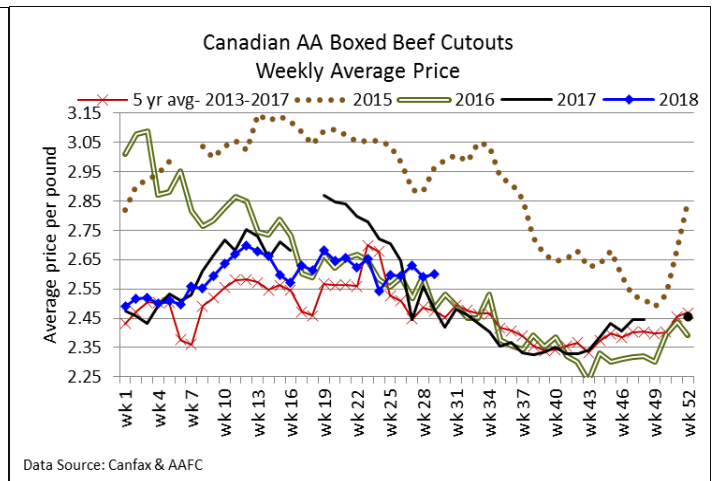
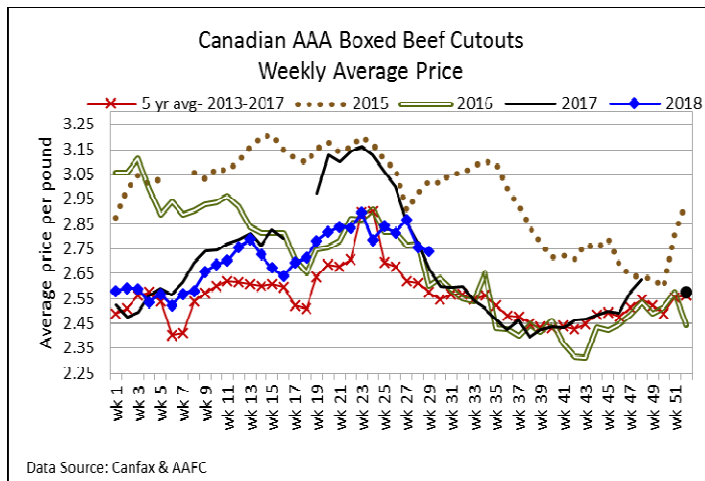
Stocker sale at: **Ontario Stockyards Inc. – August 9, 2018– 391 Stockers**

<b>Steers</b>	<b>Price Range</b>	<b>Average</b>	<b>Top</b>	<b>Heifers</b>	<b>Price Range</b>	<b>Average</b>	<b>Top</b>
<b>1000+</b>	116.00-160.00	129.61	160.00	<b>900+</b>	75.00-120.00	99.18	150.00
<b>900-999</b>	149.00-192.00	172.30	192.00	<b>800-899</b>	129.00-176.00	155.86	176.00
<b>800-899</b>	161.00-201.00	184.84	201.00	<b>700-799</b>	107.50-183.00	150.76	197.00
<b>700-799</b>	160.00-212.00	188.09	212.00	<b>600-699</b>	150.00-185.00	170.67	191.00
<b>600-699</b>	182.50-247.00	210.36	247.00	<b>500-599</b>	166.00-190.50	179.99	190.50
<b>500-599</b>	192.50-255.00	220.51	255.00	<b>400-499</b>	161.00-194.00	177.71	194.00
<b>400-499</b>	192.50-252.00	219.75	252.00	<b>300-399</b>	160.00-192.50	180.20	192.50

Better quality replacements traded fully steady with plainer types under some pressure.

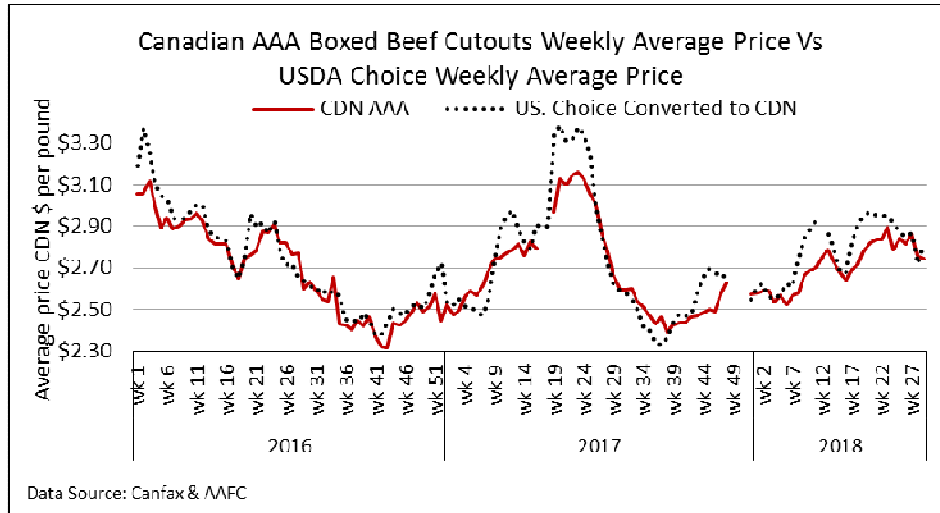
**Price Comparison-** this week’s average price compared to the previous week & the same time last year.

	<b>Weekly Avg Price</b>	<b>Previous week - Avg Price</b>	<b>Change from last week</b>	<b>Year Ago - Avg Price</b>	<b>Change from last year</b>
	<b>2018</b>			<b>2017</b>	
<b>Fed steer live 1250+</b>	139.12	140.93	-1.81	145.35	-6.23
<b>Fed heifer live 1000+</b>	134.00	135.33	-1.33	142.85	-8.85
<b>Rail steer</b>	239.00	246.75	-7.75	247.50	-8.50
<b>Rail heifer</b>	238.00	245.75	-7.75	246.50	-8.50
<b>Cull cow</b>	61.60	63.75	-2.15	86.09	-24.49
<b>Stocker Steers</b>					
<b>400-499</b>	188.67	221.90	-33.23	200.17	-11.50
<b>500-599</b>	211.67	215.16	-3.49	210.66	+1.01
<b>600-699</b>	200.40	206.20	-5.80	186.96	+13.44
<b>700-799</b>	190.13	196.15	-6.02	196.69	-6.56
<b>800-899</b>	190.21	191.70	-1.49	175.01	+15.20
<b>900-999</b>	186.74	183.80	+2.94	177.79	+8.95
<b>1000+</b>	178.59	171.73	+6.86	167.86	+10.73
<b>Heifers</b>					
<b>300-399</b>	193.26	182.29	+10.97	211.86	-18.60
<b>400-499</b>	173.88	183.78	-9.90	180.50	-6.62
<b>500-599</b>	181.51	180.12	+1.39	176.54	+4.97
<b>600-699</b>	171.36	175.09	-3.73	166.11	+5.25
<b>700-799</b>	163.49	169.84	-6.35	168.80	-5.31
<b>800-899</b>	159.91	164.80	-4.89	166.23	-6.32
<b>900+</b>	143.31	151.84	-8.58	147.39	-4.08



### CANADIAN BOXED BEEF CUT-OUT VALUES

Week Ending	AAA	AA
July 20, 2018	2.7418	2.6002
July 13, 2018	2.7573	2.5902
July 6, 2018	2.8659	2.6299
June 29, 2018	2.8151	2.5946



### U.S. BOXED BEEF CUT-OUT VALUES (U.S. funds)

	Choice 600-900	Select 600-900
Cutout Values (noon estimate):	206.30	198.37
Change (from yesterday's close):	+0.24	+0.28
Current Five Day Average:	205.54	198.18

### QUEBEC ELECTRONIC AUCTION MARKET (F.O.B. THE FEEDLOT)

	Price	Change from Last Week
For the week ending August 9, 2018	233.00-235.75	-7.07

### ALBERTA DIRECT TRADE

**Alberta direct trade** was easier this week. Canfax reports live sales from \$139.25-\$142.50 cwt, around \$4.00 cwt lower than last week. On the rail prices were noted from \$237.00-\$237.50 delivered, on a dressed basis, which is about \$7.00-\$8.00 cwt lower than last week. Canfax reports that some cattle were carried over to next week. Prices on a picked up basis are as follows:

<b>Steers</b>	Live FOB	142.50	Rail FOB	235.50-241.50
<b>Heifers</b>	Live FOB	139.25-141.25	Rail FOB	235.50-241.50

### U.S. TRADE (U.S. funds)

**The U.S. cash cattle trade** on Thursday afternoon was active in the north with sales reported from \$174.00-179.00 dressed, with most from \$175.00-\$176.00, down \$2.00-\$3.00 from last week's weighted average. Live trade in the north ranged from \$109.00-\$112.50, with majority of sales at \$110.00 down \$3.00 from last week. At time of reporting there are a couple of sales noted in the north at \$111.00 live, but the south remains at a standstill. Bids in the south are currently sitting at \$110.00-\$111.00 live while asking prices have been lowered to \$112.00-\$114.00. At this time it looks like trade is going to develop very late in the day or early evening, again this week.

Choice and Select Steers and Heifers:	Live	109.00-112.00
	Rail	174.00-179.00

## CHICAGO MERCANTILE EXCHANGE

Closing quotes on futures today were as follows:

Live Cattle			Feeder Cattle			Corn		Soybeans			Canadian			
<b>Aug</b>	108.25	+0.00	<b>Aug</b>	149.90	+0.55	<b>Sep</b>	3.576	-11.4	<b>Aug</b>	8.460	-41.6	<b>Spot</b>	76.11	-0.56
<b>Oct</b>	109.25	+0.20	<b>Sep</b>	149.52	+0.50	<b>Dec</b>	3.716	-11.0	<b>Sep</b>	8.506	-42.2	<b>Sep</b>	76.16	-0.58
<b>Dec</b>	113.10	+0.12	<b>Oct</b>	149.47	+0.27	<b>Mar</b>	3.832	-10.6	<b>Nov</b>	8.616	-42.2	<b>Dec</b>	76.27	-0.58
<b>Feb</b>	116.37	-0.12	<b>Nov</b>	149.92	+0.17	<b>May</b>	3.902	-10.4	<b>Jan</b>	8.734	-42.0	<b>Mar</b>	76.38	-0.58
<b>Apr</b>	117.87	-0.15	<b>Jan</b>	148.65	+0.00	<b>Jul</b>	3.960	-10.2	<b>Mar</b>	8.850	-40.0	<b>Jun</b>	76.46	-0.59
<b>Jun</b>	111.85	-0.10	<b>Mar</b>	147.82	+0.02	<b>Sep</b>	3.972	-9.4	<b>May</b>	8.964	-38.6	<b>Sep</b>	76.55	-0.58

Beef Farmers of Ontario, 130 Malcolm Road, Guelph, ON N1K 1B1 Phone: (519) 824-0334 Fax: (519) 824-9161 or email: [markets@ontariobeef.com](mailto:markets@ontariobeef.com)

### UPCOMING ONTARIO AUCTION MARKETS SPECIAL FALL SALES

Aug 22	10:00 am	Kawartha Lake Community Sale Barn	Fall Stocker Sale
Aug 25	8:30 am	Rainy River Cattlemen's Sale-Stratton	Yearlings, Early Calves, Cows etc.
Aug 29	2:00 pm	Vankleek Hill Livestock Exchange	Stocker Sale
Sept 1	1:00 pm	Maple Hill Auctions Ltd	Ontario Autumn Angus Classic
Sept 6	10:00 am	Wiarthon-Grey-Bruce Livestock Co-op	Fall Stocker Sale
Sept 7	7:00 pm	Cargill Auction Market	Char & Exotic Cross Yearling Steers & Heifers
Sept 13	11:00 am	Ontario Stockyards Inc	Special Fall Yearling Sale- in with regular sale
Sept 18	10:00 am	Thessalon- Algoma Co-op Livestock Sale	Yearlings, 90 % Vaccinated
Sept 19	10:00 am	Kawartha Lakes Community Sale Barn	Fall Stocker Sale
Sept 21	11:00 am	Community Livestock Exchange	Quinte Cattlemen's Stocker Sale
Sept 22	11:00 am	Denfield Livestock Exchange	Vaccinated Stocker & Bred Cow, Cow/Calf Pair Sale
Sept 22	1:00 pm	Maple Hill Auctions Ltd	Ontario Autumn Simmental Classic/Rehorst Simmental Dispersal
Sept 26	2:00 pm	Vankleek Hill Livestock Exchange	Stocker Sale
Sept 28	9:00 am	Keady Livestock Market	Grass Yearling Sale, Steers & Heifers, overnight stand
Sept 28	7:00 pm	Cargill Auction Market	Char & Exotic Cross Yearling Steers & Heifers
Sept 29	8:30 am	Rainy River Cattlemen's Sale-Stratton	Spring Calves & some Yearlings, cows etc