



## Daily Market Information Report – Monday, August 20, 2018

The following information is collected from various sources and disseminated by Beef Farmers of Ontario.

### ONTARIO DIRECT TO PACKER RAILGRADE CATTLE TRADE

Prices are on a carcass weight basis before grade and weight discounts, *regardless of delivery date.*

<b>A Grade Steers</b>	228.00-232.00
<b>A Grade Heifers</b>	227.00-232.00

### ONTARIO LIVE CATTLE TRADE

Today at **Ontario Stockyards Inc.:** 66 veal on offer

	Price Range	Top
<b>Veal 600 lbs +</b>	109.00-136.00	157.00

Heavy calves again sold higher this week. Right weight calves sold lighter on the good end. All others traded steady.  
*September 13<sup>th</sup> @ 11:00 am- Special Fall Yearling Sale- in conjunction with regular sale!*

At **Kawartha Lakes Community Sale Barn, August 18, 2018** – 118 cows, 8 bulls, 79 veal, 3 stockers

	Price Range	Avg.	Top
<b>Cows</b>	53.00-74.50	60.56	86.00
<b>Veal 600 lbs +</b>	70.00-129.00	98.89	131.00
<b>Veal 125 lbs and less</b>	77.50-165.00	101.04	165.00

Meat cows sold steady. *Wednesday August 22<sup>nd</sup> @ 10:00 am- Special Stocker Sale.*

### ONTARIO STOCKER & FEEDER TRADE

Stocker sale at **Brussels Livestock: August 17, 2018** – 805 Stockers

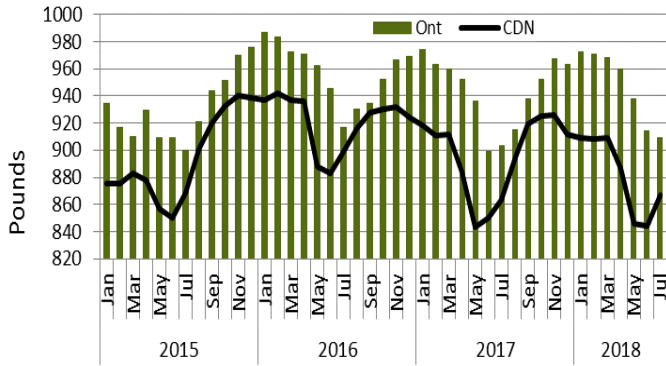
<b>Steers</b>	<b>Price Range</b>	<b>Average</b>	<b>Top</b>	<b>Heifers</b>	<b>Price Range</b>	<b>Average</b>	<b>Top</b>
<b>1000+</b>	167.50-181.00	174.36	190.00	<b>900+</b>	144.50-159.00	152.98	159.00
<b>900-999</b>	172.00-187.00	181.00	193.00	<b>800-899</b>	148.00-163.00	155.62	165.00
<b>800-899</b>	186.00-196.50	190.69	196.50	<b>700-799</b>	159.00-177.00	171.26	177.00
<b>700-799</b>	185.00-205.00	194.73	205.00	<b>600-699</b>	162.00-182.00	171.23	192.00
<b>600-699</b>	195.00-223.00	208.68	236.50	<b>500-599</b>	167.00-220.00	200.56	220.00
<b>500-599</b>	200.00-247.00	220.95	248.00				
<b>400-499</b>	245.00-262.00	257.23	262.00				

Calves and yearlings sold on a strong active trade at steady prices.

### LIVE CATTLE EXPORTS-ONTARIO-(USDA has not posted further updates)

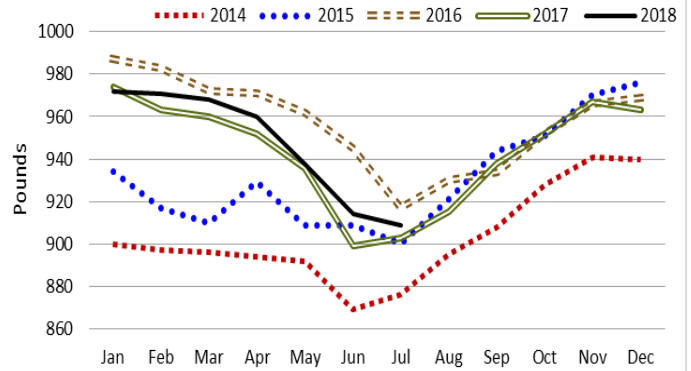
	<b>Week ending July 14, 2018</b>	<b>Week ending July 7, 2018</b>	<b>Year to Date</b>
<b>Total live slaughter cattle exported from Ontario to the U.S.</b>	<b>2,075</b>	<b>2,409</b>	<b>62,650</b>
<b>Steers &amp; Heifers</b>	589	621	29,305
<b>Cows</b>	1,198	1,469	24,956
<b>Bulls</b>	288	319	8,389

Federally and Provincially Inspected Plants  
Steers Average Warm Carcass weight Monthly.



Data source: Canfax/CBGA

Ontario Federally & Provincially Inspected Plants  
Steers Average Warm Carcass weight Monthly.



Data source: Canfax/CBGA

**AVERAGE CARCASS WEIGHTS – CANADA**

**Aug 11, 2018**  
**Aug 4, 2018**  
**Aug 12, 2017**

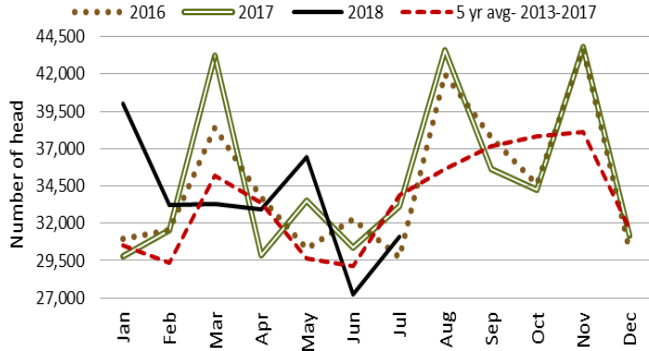
**Steers**

886  
883  
885

**Heifers**

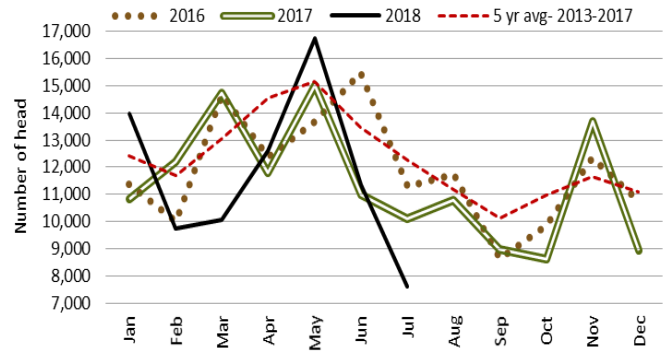
818  
815  
811

Ontario Federal and Provincial Monthly Processing  
Volumes for Steers



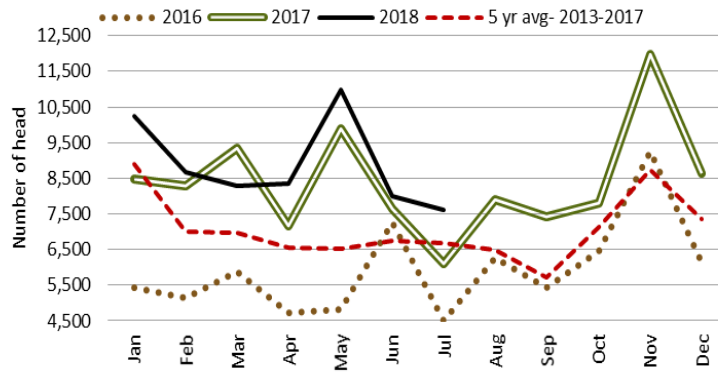
Data Source: Canfax/CBGA

Ontario Federal and Provincial Monthly Processing  
Volumes for Heifers



Data Source: Canfax/CBGA

Ontario Federal and Provincial Monthly Processing  
Volumes for Cows



Data Source: Canfax/CBGA

**FEDERALLY INSPECTED CANADIAN PROCESSING (week of Civic Holiday)**

	Week Ending Aug 11, 2018	# of hd change from week ago	YTD	% Change (Week Ago)	% Change (Year Ago)
<b>Grand Total</b>	52,680	-7,265	1,805,918	-12%	+7%
<b>Western Slaughter</b>	41,874	-4,826	1,407,880	-10%	+8%
<b>Eastern Slaughter</b>	10,806	-2,448	398,038	-18%	+4%

**USDA ESTIMATED CATTLE PROCESSING VOLUME**

	Week Ending August 18, 2018	Previous Week	Year Ago
<b>Grand Total</b>	660,000	645,000	635,000

**U.S. BOXED BEEF CUT-OUT VALUES (U.S. funds)**

	Choice 600-900	Select 600-900
<b>Cutout Values (noon estimate):</b>	213.36	201.51
<b>Change (from yesterday's close):</b>	+1.98	+0.59
<b>Current Five Day Average:</b>	209.70	200.79

**U.S. TRADE (U.S. funds)**

The U.S. cash cattle trade was late developing in the south on Friday afternoon. The USDA Mandatory Price Report for Friday noted sales ranging \$108.00-\$111.00 live. On the rail on Friday, sales were seen from \$171.00-\$177.00, dressed.

Last week, the average price for steers was \$109.91, \$1.07 lower than the average price for the same period the previous week. Heifers averaged \$109.99, \$0.71 lower than the previous week's average. On the rail, steers and heifers averaged \$173.10 for the week, down approximately \$2.63 from the previous week.

Today, the market was very quiet as new show lists were distributed. Asking prices and bids are expected to remain unestablished until mid-week.

<b>Choice and Select Steers and Heifers:</b>	Live	N/T
	Rail	N/T

**CHICAGO MERCANTILE EXCHANGE**

Closing quotes on futures today were as follows:

Live Cattle		Feeder Cattle		Corn		Soybeans		Canadian \$	
\$/cwt US		\$/cwt US		\$/bu US		¢/bu			
<b>Aug</b>	109.07 -0.35	<b>Aug</b>	149.62 -1.32	<b>Sep</b>	3.620 -2.2	<b>Sep</b>	8.816 +0.2	<b>Spot</b>	76.61 +0.01
<b>Oct</b>	110.45 -0.42	<b>Sep</b>	151.10 -0.72	<b>Dec</b>	3.764 -2.2	<b>Nov</b>	8.932 +0.4	<b>Sep</b>	76.65 +0.01
<b>Dec</b>	114.57 -0.05	<b>Oct</b>	151.27 -0.57	<b>Mar</b>	3.884 -2.2	<b>Jan</b>	9.056 +0.6	<b>Dec</b>	76.77 +0.01
<b>Feb</b>	118.07 +0.05	<b>Nov</b>	151.57 -0.07	<b>May</b>	3.954 -2.2	<b>Mar</b>	9.164 +1.0	<b>Mar</b>	76.88 +0.00
<b>Apr</b>	118.95 +0.07	<b>Jan</b>	149.82 -0.17	<b>Jul</b>	4.014 -2.0	<b>May</b>	9.272 +1.2	<b>Jun</b>	76.97 +0.00
<b>Jun</b>	112.85 +0.00	<b>Mar</b>	149.00 -0.15	<b>Sep</b>	4.000 -1.6	<b>Jul</b>	9.356 +1.0	<b>Sep</b>	77.05 +0.01

Beef Farmers of Ontario, 130 Malcolm Road, Guelph, ON N1K 1B1 Phone: (519) 824-0334 Fax: (519) 824-1930 or email: [markets@ontariobeef.com](mailto:markets@ontariobeef.com)