



Daily Market Information Report - Tuesday, September 4, 2018

The following information is collected from various sources and disseminated by Beef Farmers of Ontario.

ONTARIO DIRECT TO PACKER RAILGRADE CATTLE TRADE

Prices are on a carcass weight basis before grade and weight discounts. *(Prices for today regardless of delivery date).*

A Grade Steers	228.00-232.00
A Grade Heifers	227.00-232.00

ONTARIO LIVE CATTLE TRADE

Today at **Brussels Livestock**: 75 Fed Cattle & 225 Cows

	Price Range	Top
Choice Steers & Heifers	142.00-145.00	147.50
Second Cut Cattle	138.00-142.00	
Good Beef Cows	68.00-78.00	87.50
D1 & D2	68.00-74.00	82.00
D3	59.00-65.00	
D4	52.00-57.00	

Fed steers and heifers sold on an active trade at steady prices. Cows sold on a strong active trade at steady prices.

Today at **Ontario Livestock Exchange**: 396 Veal & 166 Cows

	Price Range	Top
Top quality Cows	59.00-69.00	100.00
Beef Veal	127.50-149.00	
Good Holstein	118.00-132.00	
Medium Holstein	101.00-116.00	
Plain Holstein	86.00-92.00	
Heavy Holstein	90.00-111.00	

Veal sold on a steady market. Cows sold on a steady trade also.

Today at **Keady Livestock Market**: 559 Stockers, 68 cows, 87 dollar calves

Steers	Price Range	Heifers	Price Range
1000+	185.50-198.00	800-899	159.00-166.00
900-999	180.00-206.00	700-799	183.00-193.50
800-899	210.00-216.00	600-699	136.00-216.00
700-799	187.50-224.50	500-599	200.00-224.00
600-699	185.00-238.00	400-499	180.00-216.00
500-599	211.00-244.00	Cows	56.50-71.50
400-499	230.00-241.00	Bulls	102.50

A good offering of grass cattle sold on a solid demand, with cattle weighing 700-900 lbs selling \$2.00-\$3.00 cwt higher while cattle 900 lbs and over were fully steady. Cows and bulls sold on a steady market. Drop calves sold fully steady with sales from \$45.00-\$250.00 per head. *September 28th @ 9:00 am- Grass yearling steers and heifer sale, selling on an overnight stand!*

Today at **Ontario Stockyards Inc.**: 12 Veal

	Price Range	Top
Veal calves +600 lbs	118.00-125.00	

Veal calves sold on a steady market. *September 13th @ 11:00 am- Special Fall Yearling Sale- in conjunction with regular sale!*

At **Kawartha Lakes Co-op Auction Market: September 1, 2018 – 51 cows, 6 bulls, 30 veal, 16 stockers**

	Price Range	Average	Top
Cows	50.00-72.00	60.46	87.00
Veal 600 lbs +	89.00-129.00	105.87	129.00
Veal calves 125- lbs	100.00-275.00	156.62	275.00

Veal sold steady while stockers sold strong. Cows and bulls sold on a barely steady market. *September 19th*
@ 10:00 am- Special Fall Stocker Sale!

Ontario auction sales on **Friday, Saturday and Monday** saw weighted prices for:

	Volume	Price Range	Average	Top
Cows	355	49.08-66.50	56.75	87.00
Bulls under 1600 lbs	6	81.25-88.42	84.79	120.00
Bulls over 1600 lbs	10	75.40-954.00	85.18	115.00
Veal Calves 600+	23	81.17-115.83	96.00	129.00
Veal Calves under 125 lbs	568	48.63-234.85	97.30	390.00

Stocker sale at **Brussels Livestock: August 31, 2018 – 854 Stockers**

Steers	Price Range	Average	Top	Heifers	Price Range	Average	Top
1000+	159.00-172.00	164.60	174.00	900+	139.75-164.00	150.33	177.50
900-999	181.50-191.75	185.96	191.75	800-899	139.00-165.00	151.17	16.00
800-899	183.00-200.00	192.70	200.00	700-799	167.00-175.00	171.51	177.00
700-799	174.00-223.00	202.95	223.00	600-699	141.00-200.00	177.71	200.00
600-699	189.00-240.00	222.99	240.00	500-599	142.00-195.00	173.95	195.00
500-599	186.00-242.00	221.83	242.00	400-499	202.00-231.00	216.90	232.00
400-499	234.00-280.00	255.97	280.00	300-399	136.00-222.00	185.00	222.00
399-	240.00-275.00	265.54	275.00				

Calves and yearlings sold on a strong active trade at steady prices.

Stocker sale at **Temiskaming Livestock Sales: September 3, 2018 – 91 Stockers**

Steers	Price Range	Average	Top	Heifers	Price Range	Average	Top
700-799	139.50-154.50	150.09	190.00	600-699	140.00-184.00	165.71	184.00
600-699	101.00-207.50	162.46	207.50				

LIVE CATTLE EXPORTS-ONTARIO-(This report has been changed by USDA- merging fed cattle and cows into one category)

	Week ending Aug 11, 2018	Week ending Aug 4, 2018	Year to Date
Total live slaughter cattle exported from Ontario to the U.S.	2,358	1,876	71,043
Steers & Heifers & Cows	2,032	1,530	61,457
Bulls	326	346	9,586

AVERAGE CARCASS WEIGHTS – CANADA

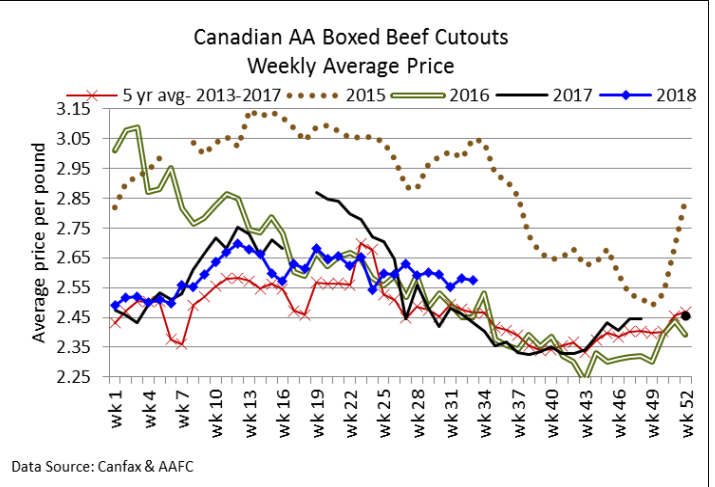
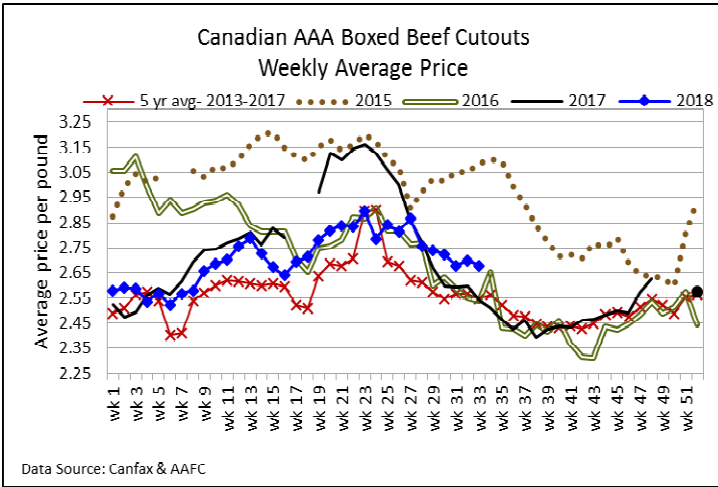
	Steers	Heifers
Aug 25, 2018	903	826
Aug 18, 2018	900	827
Aug 26, 2017	907	798

FEDERALLY INSPECTED CANADIAN PROCESSING (week of Civic Holiday)

	Week Ending Aug 25, 2018	# of hd change from week ago	YTD	% Change (Week Ago)	% Change (Year Ago)
Grand Total	67,291	+143	1,940,357	+0%	+7%
Western Slaughter	53,439	-181	1,514,939	-0%	+8%
Eastern Slaughter	13,852	+324	425,418	+2%	+4%

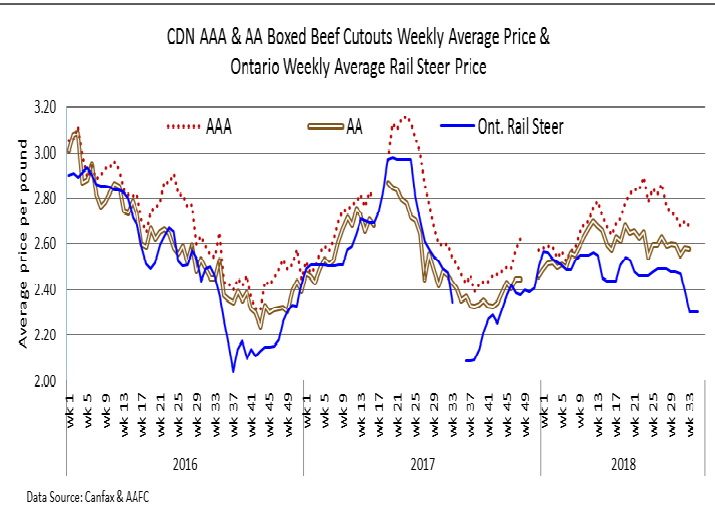
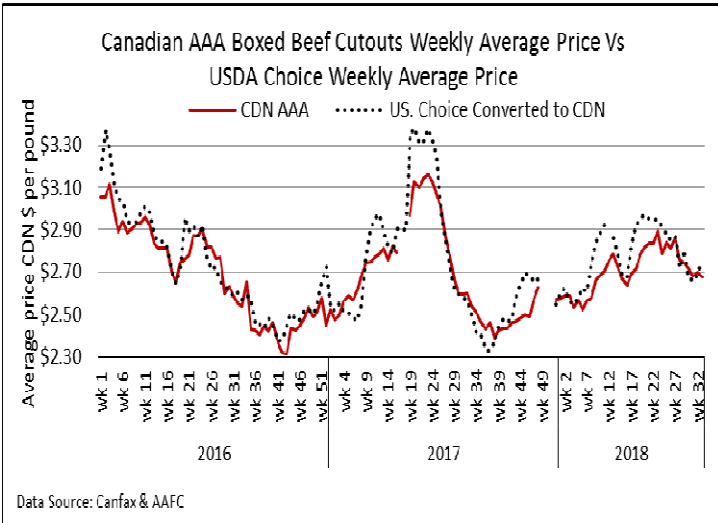
USDA ESTIMATED CATTLE PROCESSING VOLUME

	Week Ending	Previous Week	Year Ago
	September 1, 2018		
Grand Total	635,000	636,000	623,000



CANADIAN BOXED BEEF CUT-OUT VALUES

Week Ending	AAA	AA
August 17, 2018	2.6793	2.5755
August 10, 2018	2.6994	2.5814
August 3, 2018	2.6798	2.5517
July 27, 2018	2.7232	2.5944
July 20, 2018	2.7418	2.6002



U.S. BOXED BEEF CUT-OUT VALUES (U.S. funds)

	Choice 600-900	Select 600-900
Cutout Values (noon estimate):	210.67	202.13
Change (from yesterday's close):	+0.98	+0.86
Current Five Day Average:	212.03	203.23

U.S. TRADE (U.S. funds)

The U.S. cash cattle trade last week saw northern deals here and there throughout the week from \$168.00-\$170.00 dressed, and \$168.00-\$171.00 by Friday. The south was at a standstill until Friday afternoon late, when a very light test was reported from \$106.00-\$108.00 live. Actual average prices for the week, reported by the USDA Mandatory Price Report, lists live steers at \$107.18 on average, down \$1.84 from the previous week, while heifers averaged \$107.03 down \$1.74. On the rail dressed prices averaged \$169.59 for steers down \$3.19 with heifers averaging \$169.67 dressed, down \$3.27 from the previous week on average.

Today the market is fairly quiet as new show lists were distributed. This week's offering is smaller in volume in all feeding states except for Kansas. Asking prices and bids are unestablished at this time, with little business expected before Thursday.

Choice and Select Steers and Heifers:	Live	N/T
	Rail	N/T

CHICAGO MERCANTILE EXCHANGE

Closing quotes on futures **TODAY** were as follows:

Live Cattle			Feeder Cattle			Corn			Soybeans			Canadian		
Oct	109.87	+1.10	Sep	151.72	+2.27	Sep	3.544	+3.4	Sep	8.320	-1.0	Spot	75.88	-0.48
Dec	114.40	+1.42	Oct	151.82	+2.70	Dec	3.682	+3.2	Nov	8.442	+0.6	Sep	75.90	-0.74
Feb	117.72	+0.85	Nov	151.50	+2.50	Mar	3.796	+2.4	Jan	8.570	+0.2	Dec	76.02	-0.75
Apr	118.87	+0.97	Jan	147.70	+1.90	May	3.870	+2.2	Mar	8.696	+0.2	Mar	76.14	-0.75
Jun	112.50	+1.10	Mar	146.82	+1.67	Jul	3.926	+2.2	May	8.810	-0.4	Jun	76.26	-0.74
Aug	111.20	+1.27	Apr	147.52	+1.67	Sep	3.932	+2.2	Jul	8.904	-0.4	Sep	76.35	-0.74

Beef Farmers of Ontario, 130 Malcolm Road, Guelph, ON N1K 1B1 Phone: (519) 824-0334 Fax: (519) 824-9161 or email: markets@ontariobeef.com