



Daily Market Information Report – Monday, September 17, 2018

The following information is collected from various sources and disseminated by Beef Farmers of Ontario.

ONTARIO DIRECT TO PACKER RAILGRADE CATTLE TRADE

Prices are on a carcass weight basis before grade and weight discounts, *regardless of delivery date.*

A Grade Steers	228.00-230.00
A Grade Heifers	227.00-229.00

ONTARIO LIVE CATTLE TRADE

Today at **Ontario Stockyards Inc.:** **23** veal on offer

	Price Range	Top
Veal 600 lbs +	85.00-126.00	138.00
Veal 450-600 lbs	91.00-115.00	123.00

Good veal calves sold stronger. *Tuesday October 2nd @ 11:00 am- Special Fall Yearling Sale- in conjunction with regular sale!*

At **Kawartha Lakes Community Sale Barn, September 8, 2018** – **76** cows, **6** bulls, **107** veal, **25** stockers

	Price Range	Avg.	Top
Cows	51.00-77.00	60.88	86.00
Veal 600 lbs +	109.00-144.00	114.56	144.00
Veal 125-300 lbs	95.00-305.00	140.27	360.00
Veal 125 lbs and less	45.00-192.50	99.96	300.00

Veal sold on a steady market. Stockers sold strong and cows and bulls traded steady to strong. *Wednesday September 19th @ 10:00 am- Special Stocker Sale with 400 head expected!*

ONTARIO STOCKER & FEEDER TRADE

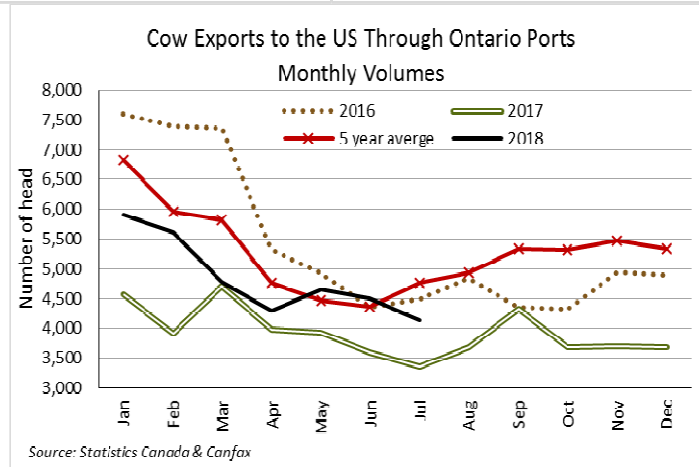
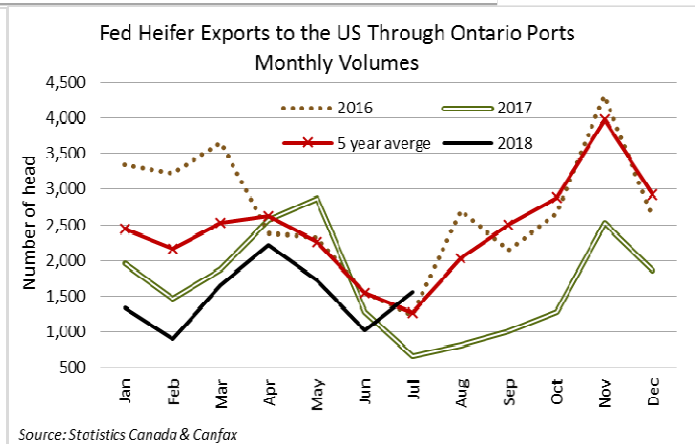
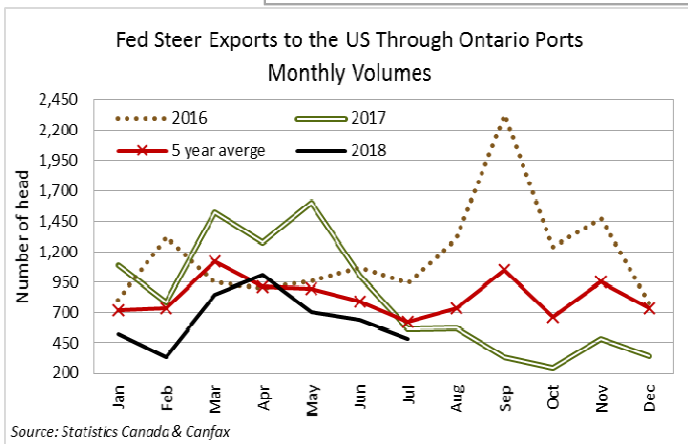
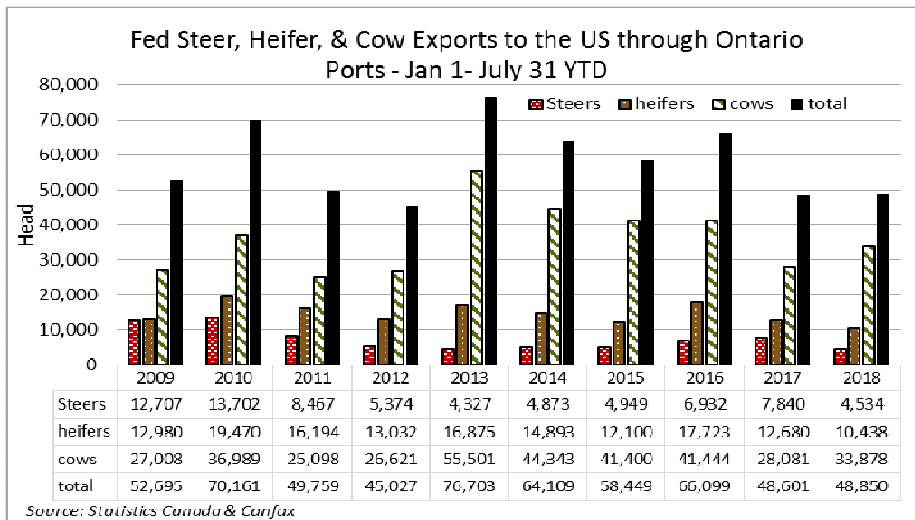
Stocker sale at **Brussels Livestock: September 14, 2018** – **1,060** Stockers

Steers	Price Range	Average	Top	Heifers	Price Range	Average	Top
1000+	166.75-180.50	174.44	186.00	900+	141.50-170.50	155.63	175.50
900-999	186.00-197.75	193.02	199.00	800-899	170.00-194.75	187.28	194.75
800-899	191.00-214.75	203.95	214.75	700-799	151.00-182.75	171.50	182.75
700-799	191.00-220.25	208.67	220.25	600-699	146.00-198.00	173.49	198.00
600-699	200.00-235.00	219.99	241.00	500-599	162.00-215.00	191.74	215.00
500-599	182.00-238.00	214.86	256.00	400-499	180.00-222.00	202.24	222.00
400-499	211.00-254.00	234.35	254.00	300-399	185.00-190.00	188.75	190.00
399-	222.00-261.00	241.00	280.00				

Calves sold on an active trade at steady prices, while yearlings sold on a strong active trade with prices \$3.00-\$5.00 cwt higher. *October 6th @ 10:00 am- 4 H Show and Sale. October 17th @ 7:00 pm- Bred Cow & Cow/Calf Pair Sale!*

LIVE CATTLE EXPORTS-ONTARIO

	Week ending Sept 1, 2018	Week ending Aug 25, 2018	Year to Date
Total live slaughter cattle exported from Ontario to the U.S.	2,450	2,182	77,826
Steers & Heifers & Cows	1,958	1,831	66,958
Bulls	492	351	10,868



AVERAGE CARCASS WEIGHTS – CANADA

	Steers	Heifers
Sept 8, 2018	916	846
Sept 1, 2018	903	831
Sept 9, 2017	918	846

FEDERALLY INSPECTED CANADIAN PROCESSING (week of Labour Day Holiday)

	Week Ending Sept 8, 2018	# of hd change from week ago	YTD	% Change (Week Ago)	% Change (Year Ago)
Grand Total	56,231	-4,565	2,057,384	-8%	+7%
Western Slaughter	44,540	-2,467	1,606,486	-5%	+7%
Eastern Slaughter	11,691	-2,098	450,898	-15%	+4%

USDA ESTIMATED CATTLE PROCESSING VOLUME

	Week Ending September 15, 2018	Previous Week	Year Ago
Grand Total	653,000	563,000	646,000

CANADIAN BOXED BEEF CUT-OUT VALUES

Week Ending	AAA	AA
August 17, 2018	2.6793	2.5755
August 10, 2018	2.6994	2.5814
August 3, 2018	2.6798	2.5517

U.S. BOXED BEEF CUT-OUT VALUES (U.S. funds)

	Choice 600-900	Select 600-900
Cutout Values (noon estimate):	206.21	197.18
Change (from yesterday's close):	+1.94	+0.70
Current Five Day Average:	205.10	197.64

U.S. TRADE (U.S. funds)

The U.S. cash cattle trade did not develop until late Friday afternoon with light trade in the north while the south was very limited in volume. Live prices for the week, reported by the USDA Mandatory Price Report, lists live sales from \$108.00-\$111.50, with steers averaging \$110.66 up \$2.99 while heifers averaged \$110.61 up \$2.85 from the previous week on average. On the rail steers and heifers sold from \$169.00-\$176.00 dressed, with steers averaging \$174.05 up \$3.80 while heifers averaged \$174.34 up \$4.22. Today, the market was quiet as new show lists were distributed. This week's offering is larger in all feeding states except for Colorado. The south is partially due to carry over from the limited trade last week. Asking prices are poorly defined at this time with little trade expected before the middle of the week.

Choice and Select Steers and Heifers:	Live	108.00-111.50
	Rail	169.00-176.00

CHICAGO MERCANTILE EXCHANGE

Closing quotes on futures today were as follows:

Live Cattle		Feeder Cattle		Corn		Soybeans		Canadian \$	
\$/cwt US		\$/cwt US		\$/bu US		¢/bu			
Oct	113.42 -0.37	Sep	157.32 -0.10	Dec	3.480 -3.6	Nov	8.234 -7.0	Spot	76.76 +0.03
Dec	118.10 +0.05	Oct	159.17 +0.30	Mar	3.600 -3.6	Jan	8.372 -7.0	Sep	76.76 +0.02
Feb	122.30 +0.40	Nov	159.02 +0.60	May	3.682 -4.0	Mar	8.504 -6.6	Dec	76.89 +0.02
Apr	123.37 +0.22	Jan	155.60 +0.70	Jul	3.746 -3.4	May	8.636 -6.4	Mar	77.03 +0.03
Jun	116.12 +0.27	Mar	153.15 +0.25	Sep	3.802 -3.0	Jul	8.740 -6.2	Jun	77.14 +0.03
Aug	114.12 +0.02	Apr	153.00 +0.00	Dec	3.872 -2.6	Aug	8.784 -5.6	Sep	77.26 +0.04

Beef Farmers of Ontario, 130 Malcolm Road, Guelph, ON N1K 1B1 Phone: (519) 824-0334 Fax: (519) 824-1930 or email: markets@ontariobeef.com