



## Daily Market Information Report – Monday, October 1, 2018

The following information is collected from various sources and disseminated by Beef Farmers of Ontario.

### ONTARIO DIRECT TO PACKER RAILGRADE CATTLE TRADE

Prices are on a carcass weight basis before grade and weight discounts, *regardless of delivery date.*

<b>A Grade Steers</b>	238.00
<b>A Grade Heifers</b>	237.00

### ONTARIO LIVE CATTLE TRADE

Today at **Ontario Stockyards Inc.:** 63 veal on offer

	Price Range	Top
<b>Veal 600 lbs +</b>	109.00-133.00	148.00
<b>Veal 450-600 lbs</b>	55.00-75.00	106.00

Good veal calves sold on a steady market. *Tuesday October 2nd @ 11:00 am- Special Fall Yearling Sale- in conjunction with regular sale, with 700 head expected!*

At **Kawartha Lakes Community Sale Barn, September 29, 2018** – 104 cows, 1 bull, 80 veal, 36 stockers

	Price Range	Avg.	Top
<b>Cows</b>	49.00-71.00	56.28	78.00
<b>Veal 600 lbs +</b>	106.00-124.00	111.71	133.00
<b>Veal 451-600 lbs</b>	100.00-152.00	109.84	152.00
<b>Veal 125 lbs and less</b>	90.00-152.50	110.21	152.50

Veal sold on a steady market while stockers sold strong. Cows sold barely steady with bulls trading steady. *Wednesday October 3<sup>rd</sup> @ 10:00 am- Special Stocker Sale with 800 head expected!*

### ONTARIO STOCKER & FEEDER TRADE

Stocker sale at **Brussels Livestock: September 28, 2018** – 1,752 Stockers

<b>Steers</b>	<b>Price Range</b>	<b>Average</b>	<b>Top</b>	<b>Heifers</b>	<b>Price Range</b>	<b>Average</b>	<b>Top</b>
<b>1000+</b>	170.00-208.00	187.30	212.00	<b>900+</b>	145.00-164.00	156.46	165.00
<b>900-999</b>	194.25-211.00	202.02	214.00	<b>800-899</b>	163.00-193.50	179.24	193.50
<b>800-899</b>	198.00-219.75	210.90	219.75	<b>700-799</b>	159.00-188.00	178.43	190.00
<b>700-799</b>	190.00-223.50	206.70	223.50	<b>600-699</b>	172.00-200.00	184.91	200.00
<b>600-699</b>	205.00-229.00	220.13	250.00	<b>500-599</b>	167.00-215.50	193.52	222.00
<b>500-599</b>	209.50-252.00	229.36	265.00	<b>400-499</b>	152.00-230.00	190.34	260.00
<b>400-499</b>	217.00-259.00	242.40	266.00	<b>300-399</b>	216.00-232.00	223.78	232.00
<b>399-</b>	250.00-285.00	261.84	290.00				

Good quality steer calves sold \$5.00-\$10.00 cwt higher while heifer calves sold fully steady. Yearlings sold on a strong active trade at prices \$2.00-\$3.00 cwt higher! *October 6th @ 10:00 am- 4 H Show and Sale. October 17th @ 7:00 pm- Bred Cow & Cow/Calf Pair Sale!*

### LIVE CATTLE EXPORTS-ONTARIO

	<b>Week ending Sept 8, 2018</b>	<b>Week ending Sept 1, 2018</b>	<b>Year to Date</b>
<b>Total live slaughter cattle exported from Ontario to the U.S.</b>	<b>2,177</b>	<b>2,450</b>	<b>80,003</b>
<b>Steers &amp; Heifers &amp; Cows</b>	2,009	1,958	68,967
<b>Bulls</b>	168	492	11,036

**ONTARIO STOCKER & FEEDER TRADE SPECIAL FALL STOCKER SALES**

Stocker sale at: **Cargill Auction Market: September 28, 2018 – 959** Stockers

<b>Steers</b>	<b>Price Range</b>	<b>Top</b>	<b>Heifers</b>	<b>Price Range</b>	<b>Top</b>
<b>1000+</b>	200.00-205.00	207.50	<b>900+</b>	185.00-190.00	191.00
<b>900-999</b>	200.00-210.00	215.50	<b>800-899</b>	195.00-202.00	203.50
<b>800-899</b>			<b>700-799</b>	200.00-205.00	207.00

Top quality grass steers and heifers sold at higher prices. *Friday October 5th @ 7:00 pm- Charolais & exotic cross yearling sale!*

Stocker sale at **Keady Livestock Market, September 28, 2018: 1,277** stockers

<b>Steers</b>	<b>Price Range</b>	<b>Average</b>	<b>Top</b>	<b>Heifers</b>	<b>Price Range</b>	<b>Average</b>	<b>Top</b>
<b>1000+</b>	192.50-211.75	205.78	212.75	<b>800-899</b>	190.00-194.00	191.92	194.00
<b>900-999</b>	210.00-217.00	212.77	219.50				
<b>800-899</b>	218.25-227.75	222.05	227.75				
<b>700-799</b>	222.50-231.75	227.67	231.75				

Grass yearling sale, selling on an overnight stand! All weights and classes sold at fully steady prices. *Friday October 5th @ 9:00 am- Grass yearling sales- selling on an overnight stand!*

Stocker sale at **Rainy River Cattlemen's Sale- Stratton: September 29, 2018 – 1,501** stockers, **185** cows

<b>Steers</b>	<b>Price Range</b>	<b>Average</b>	<b>Top</b>	<b>Heifers</b>	<b>Price Range</b>	<b>Average</b>	<b>Top</b>
<b>1000+</b>	100.00-173.99	154.69	173.99	<b>900+</b>	80.00-174.50	167.19	174.50
<b>900-999</b>	156.00-178.99	178.89	187.99	<b>800-899</b>	160.00-181.00	175.69	181.00
<b>800-899</b>	136.00-204.00	184.00	204.00	<b>700-799</b>	178.00-191.99	184.29	191.99
<b>700-799</b>	150.00-220.00	209.20	220.00	<b>600-699</b>	176.00-191.99	186.09	191.99
<b>600-699</b>	151.00-229.99	212.69	229.99	<b>500-599</b>	144.99-225.99	196.29	225.99
<b>500-599</b>	139.99-260.00	225.19	260.00	<b>400-499</b>	169.99-225.49	206.40	225.49
<b>400-499</b>	169.99-285.99	247.59	285.99	<b>300-399</b>	200.00-229.99	220.50	229.99
<b>399-</b>	197.99-329.00	274.50	329.00	<b>299-</b>	222.99-235.99	230.39	235.99
				<b>Bulls 1600+</b>	73.99-106.29	97.49	106.29
<b>Cows</b>	50.00-99.49	76.40	121.99	<b>Bulls 1600 -</b>	58.99-100.00	84.99	128.00

Cows and bulls sold on a good demand at strong prices. A good quality offering of stocker and feeder cattle sold actively at higher prices. *October 20<sup>th</sup> @ 8:30 am- Fall stocker sale, cows and bred cows also!*

**AVERAGE CARCASS WEIGHTS – CANADA**

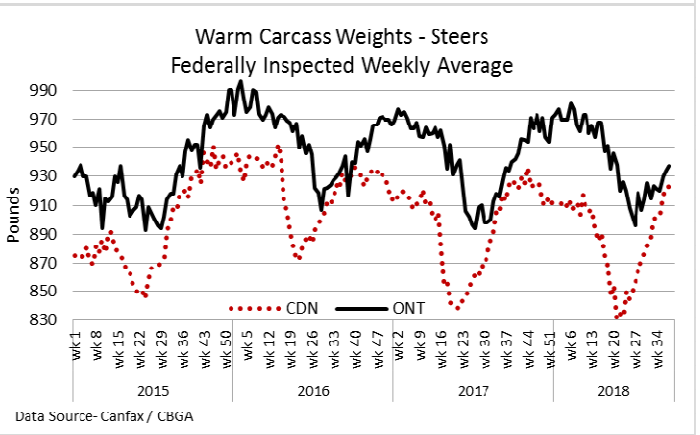
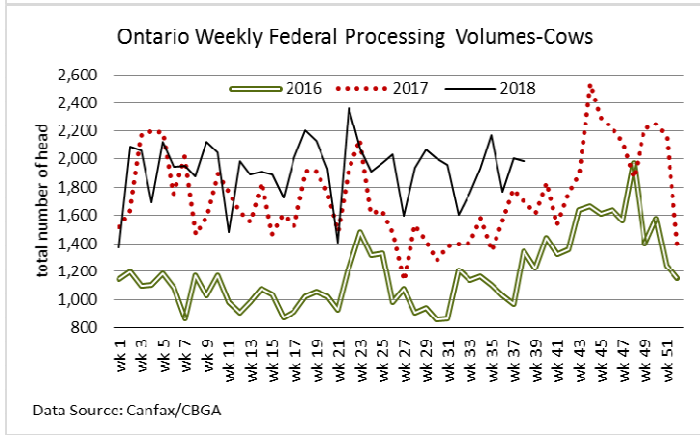
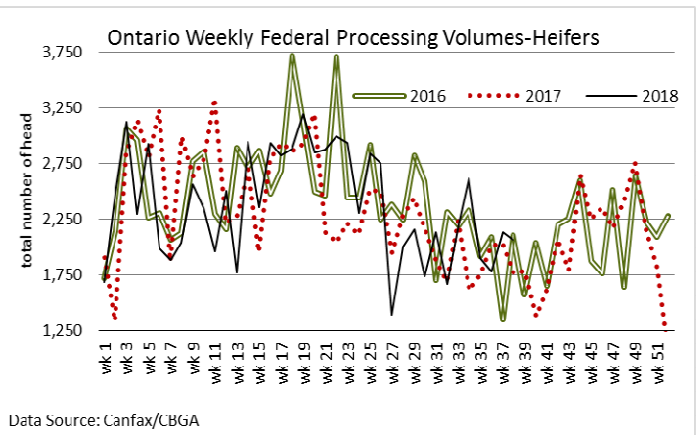
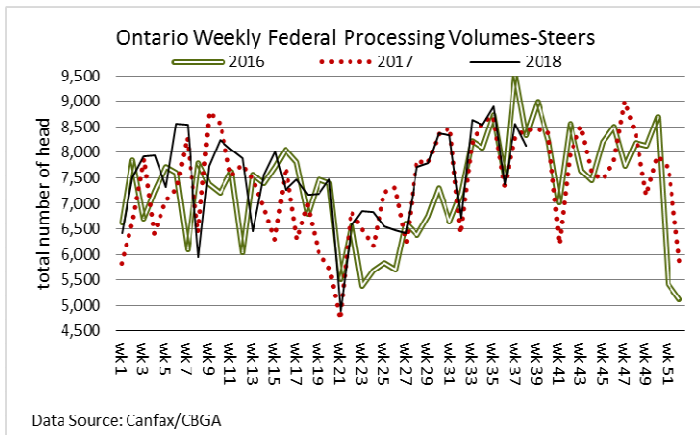
	<b>Steers</b>	<b>Heifers</b>
<b>Sept 22, 2018</b>	923	852
<b>Sept 15, 2018</b>	922	833
<b>Sept 23, 2017</b>	924	845

**FEDERALLY INSPECTED CANADIAN PROCESSING**

	<b>Week Ending</b>	<b># of hd change from</b>	<b>YTD</b>	<b>% Change</b>	<b>% Change</b>
	<b>Sept 22, 2018</b>	<b>week ago</b>		<b>(Week Ago)</b>	<b>(Year Ago)</b>
<b>Grand Total</b>	64,277	-83	2,186,021	-0%	+7%
<b>Western Slaughter</b>	51,310	+488	1,708,618	+1%	+8%
<b>Eastern Slaughter</b>	12,967	-571	474,403	-4%	+4%

**USDA ESTIMATED CATTLE PROCESSING VOLUME**

	<b>Week Ending</b>	<b>Previous Week</b>	<b>Year Ago</b>
	<b>September 29, 2018</b>		
<b>Grand Total</b>	650,000	657,000	648,000



### U.S. BOXED BEEF CUT-OUT VALUES (U.S. funds)

**Cutout Values** (noon estimate):  
**Change** (from yesterday's close):  
**Current Five Day Average:**

<b>Choice</b>	<b>Select</b>
<b>600-900</b>	<b>600-900</b>
204.95	194.48
+1.07	+1.04
205.07	193.84

### U.S. TRADE (U.S. funds)

The U.S. cash cattle trade was light to moderate last week with sales in the north trickling in most of the week, while the south did not get going until Friday. The USDA Mandatory Price Report for last week's trade listed live sales for the week from \$108.00-\$112.00, with steers averaging \$110.65 up \$0.04 while heifers averaged \$110.79 up \$0.15. On the rail steers and heifers sold from \$172.00-\$176.00 dressed, with steers averaging \$173.82 down \$0.83, while heifers averaged \$173.96 down \$0.88 from the previous week on average. Today the market was quiet as new show lists were distributed. This week's offering is larger in Texas, steady in Colorado and lower in volume in Kansas and Nebraska. Asking prices are unestablished at this time, with little business expected before the second half of the week.

<b>Choice and Select Steers and Heifers:</b>	Live	108.00-112.00
	Rail	172.00-176.00

### CHICAGO MERCANTILE EXCHANGE

Closing quotes on futures today were as follows:

Live Cattle		Feeder Cattle		Corn		Soybeans		Canadian \$	
\$/cwt US		\$/cwt US		\$/bu US		\$/bu US			
<b>Oct</b>	113.67 +0.22	<b>Oct</b>	158.65 +0.47	<b>Dec</b>	3.656 +9.4	<b>Nov</b>	8.576 +12.2	<b>Spot</b>	78.21 +0.81
<b>Dec</b>	118.95 +0.10	<b>Nov</b>	159.02 +0.97	<b>Mar</b>	3.776 +9.6	<b>Jan</b>	8.716 +12.2	<b>Dec</b>	78.32 +0.82
<b>Feb</b>	123.25 +0.45	<b>Jan</b>	156.02 +1.37	<b>May</b>	3.852 +9.4	<b>Mar</b>	8.842 +11.4	<b>Mar</b>	78.46 +0.82
<b>Apr</b>	124.47 +0.57	<b>Mar</b>	154.82 +1.52	<b>Jul</b>	3.902 +9.0	<b>May</b>	8.972 +11.4	<b>Jun</b>	78.57 +0.81
<b>Jun</b>	117.35 +0.67	<b>Apr</b>	155.00 +1.42	<b>Sep</b>	3.936 +8.6	<b>Jul</b>	9.072 +11.2	<b>Sep</b>	78.68 +0.81
<b>Aug</b>	115.02 +0.55	<b>May</b>	154.60 +1.42	<b>Dec</b>	3.992 +8.0	<b>Aug</b>	9.116 +11.2	<b>Dec</b>	78.76 +0.79