



Daily Market Information Report - Tuesday, October 9, 2018

The following information is collected from various sources and disseminated by Beef Farmers of Ontario.

ONTARIO DIRECT TO PACKER RAILGRADE CATTLE TRADE

Prices are on a carcass weight basis before grade and weight discounts. *(Prices for today regardless of delivery date).*

A Grade Steers	238.00-240.00
A Grade Heifers	237.00-239.00

ONTARIO LIVE CATTLE TRADE

Today at **Brussels Livestock**: 100 Fed Cattle & 200 Cows

	Price Range	Top
Choice Steers & Heifers	143.00-147.00	148.00
Second Cut Cattle	140.00-143.00	
Good Beef Cows	67.00-77.00	89.50
D1 & D2	60.00-68.00	72.00
D3	45.00-55.00	
D4	35.00-45.00	

Fed steers and heifers sold steady. Cows sold steady.

Today at **Ontario Livestock Exchange**: 320 Veal & 203 Cows

	Price Range	Top
Top quality Cows	53.00-65.00	93.50
Beef Veal	132.00-150.00	
Good Holstein	121.00-135.00	
Medium Holstein	101.00-118.00	
Plain Holstein	80.00-95.00	
Heavy Holstein	85.00-105.00	

Veal sold on a steady trade. Cows sold at barely steady prices.

Today at **Keady Livestock Market**: 796 Stockers, 41 cows, 87 dollar calves

Steers	Price Range	Heifers	Price Range
1000+	157.50-174.50	900+	132.50-184.00
900-999	183.50-211.75	800-899	175.00-201.50
800-899	204.00-221.00	700-799	184.00-208.75
700-799	191.00-228.50	600-699	167.50-209.50
600-699	205.00-238.00	500-599	175.00-213.00
500-599	203.00-247.00	400-499	187.50-212.50
400-499	257.00-275.00	300-399	125.00-222.50
399-	241.00-260.00	Cows	40.50-73.50
		Bulls	81.00-95.00

All classes of stocker and feeder cattle sold on solid demand at steady prices, while cull cows and bulls sold barely steady. 75 dollar calves sold fully steady from \$50.00-\$420.00 per head. Good veal calves sold stronger. *October 12th @ 9:00 am- Grass Yearling Sale- Selling on an overnight stand!*

Today at **Ontario Stockyards Inc.:** 42 Veal

	Price Range	Top
Veal calves +600 lbs	109.00-121.00	
Veal calves 451-600 lbs	77.50-100.00	

Veal calves sold barely steady due to quality. *Thursday October 11th @ 11:00 am- in conjunction with the regular sale- CDN Angus Certification Program/CDN Hereford Association Sale & Leeds/Grenville Calf Sale!*

At **Kawartha Lakes Co-op Auction Market: October 6, 2018 – 95 cows, 3 bulls, 49 veal, 31 stockers**

	Price Range	Average	Top
Cows	43.00-67.00	51.39	71.00
Veal 600 lbs +	60.00-125.00	88.21	125.00
Veal calves 125- lbs	42.10-140.00	76.29	140.00

Veal sold on a steady market. Stockers sold strong. Cows and bulls traded steady to last week's lower prices.
October 17th @ 10:00 am- Kawartha Lakes Community Sale Barn Fall Stocker Sale!

Ontario auction sales on **Friday, Saturday and Monday** saw weighted prices for:

	Volume	Price Range	Average	Top
Cows	379	43.00-62.96	51.03	73.50
Bulls under 1600 lbs	6	71.58-113.25	81.11	119.00
Bulls over 1600 lbs	8	72.94-82.13	78.26	95.00
Veal Calves 600+	22	61.55-114.32	86.61	125.00
Veal Calves under 125 lbs	442	84.07-245.16	122.69	342.00

Stocker sale at **Brussels Livestock: October 5, 2018 – 2,026** Stockers

Steers	Price Range	Average	Top	Heifers	Price Range	Average	Top
1000+	169.75-211.50	189.17	211.50	900+	147.50-171.00	159.68	182.00
900-999	185.00-213.00	200.67	213.00	800-899	163.50-207.50	179.44	207.50
800-899	205.00-220.50	213.04	220.50	700-799	167.50-205.50	185.24	209.00
700-799	202.00-229.50	220.52	232.00	600-699	176.00-200.00	190.45	200.00
600-699	165.00-221.00	201.00	230.00	500-599	172.00-231.00	200.34	231.00
500-599	220.00-260.00	245.93	262.00	400-499	195.00-247.00	223.26	247.00
400-499	225.00-268.50	257.56	268.50	300-399	190.00-238.00	226.10	245.00
399-	240.00-282.00	260.58	282.00	299-	195.00-225.00	202.00	240.00

Calves and yearlings sold on a fully steady market. *October 17th @ 7:00 pm- Bred Cow & Cow/Calf Pair Sale!*

Stocker sale at **Vankleek Hill Livestock Exchange: October 8, 2018 – 108** Stockers

Steers	Price Range	Average	Top	Heifers	Price Range	Average	Top
800-899	146.00-194.00	161.61	194.00	500-599	166.00-214.00	189.20	214.00
700-799	148.00-178.00	162.46	178.00	400-499	132.00-222.00	189.84	222.00
600-699	204.00-242.00	215.45	242.00	300-399	190.00-222.00	198.75	222.00
500-599	180.00-252.00	214.08	252.00				
400-499	212.00-262.00	237.12	262.00				
399-	236.00-252.00	242.31	252.00				

ONTARIO STOCKER & FEEDER TRADE SPECIAL FALL STOCKER SALES

Stocker sale at: **Cargill Auction Market: October 5, 2018, 2018 – 984** Stockers

Steers	Price Range	Top	Heifers	Price Range	Top
1000+	92.00-204.00		900+	187.00-199.00	
900-999	204.00-212.00		800-899	190.00-204.00	
800-899	210.00-218.00		700-799	195.00-209.00	
700-799	215.00-228.00				

Good grass heifers sold higher with steers trading on a steady market. *October 26th @ 7:00 pm- Local Calf Sale!*

Stocker sale at: **Keady Livestock Market - October 5, 2018 – 1,303** Stockers

Steers	Price Range	Average	Top	Heifers	Price Range	Average	Top
1000+	194.25-204.25	197.89	205.25	900+	145.00-167.00	151.13	167.00
900-999	209.75-218.00	213.68	218.00	800-899	199.50-201.75	201.31	201.75
800-899	216.00-221.75	217.95	225.00				
700-799	155.00-171.00	164.00	229.00				

Grass yearling sale, selling on an overnight stand! A good solid demand at fully steady prices.

LIVE CATTLE EXPORTS-ONTARIO

Week ending Sept 22, 2018

Week ending Sept 15, 2018

Year to Date

Total live slaughter cattle
exported from Ontario to the U.S.

2,075

2,110

84,188

Steers & Heifers & Cows

1,750

1,907

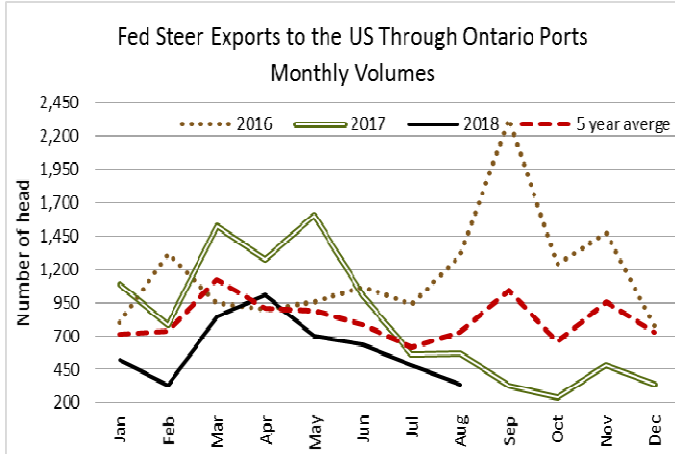
72,624

Bulls

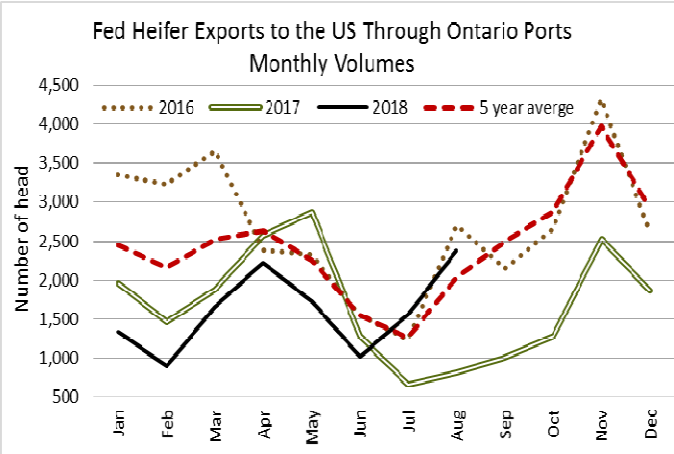
325

203

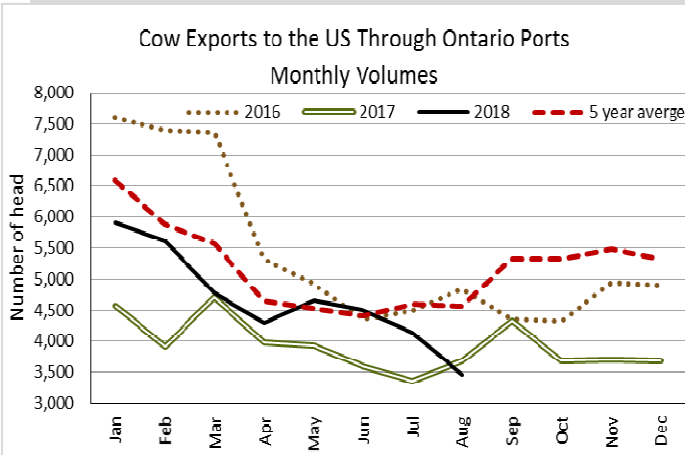
11,564



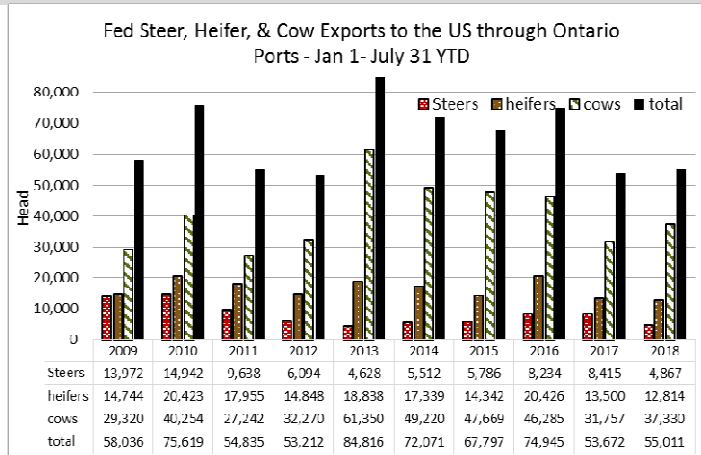
Source: Statistics Canada & Canfax



Source: Statistics Canada & Canfax



Source: Statistics Canada & Canfax



Source: Statistics Canada & Canfax

AVERAGE CARCASS WEIGHTS – CANADA

	Steers	Heifers
Sept 29, 2018	930	844
Sept 22, 2018	923	52
Sept 30, 2017	922	841

FEDERALLY INSPECTED CANADIAN PROCESSING

	Week Ending Sept 29, 2018	# of hd change from week ago	YTD	% Change (Week Ago)	% Change (Year Ago)
Grand Total	59,873	-4,404	2,245,894	-7%	+7%
Western Slaughter	47,034	-4,276	1,755,652	-8%	+7%
Eastern Slaughter	12,839	-128	490,242	-1%	+4%

USDA ESTIMATED CATTLE PROCESSING VOLUME

	Week Ending October 6, 2018	Previous Week	Year Ago
Grand Total	643,000	650,000	636,000

CANADIAN BOXED BEEF CUT-OUT VALUES

Week Ending	AAA	AA
August 24, 2018	2.6689	2.5916
August 17, 2018	2.6793	2.5755
August 10, 2018	2.6994	2.5814

U.S. BOXED BEEF CUT-OUT VALUES (U.S. funds)

	Choice 600-900	Select 600-900
Cutout Values (noon estimate):	204.40	192.85
Change (from yesterday's close):	+1.19	+1.04
Current Five Day Average:	203.93	192.36

U.S. TRADE (U.S. funds)

The U.S. cash cattle trade was steady to slightly stronger last week. The USDA Mandatory Price Report listed live sales \$108.00-\$112.00 with steers averaging \$110.95 up \$0.30 and heifers \$110.70 down \$0.09. On the rail, steers and heifers traded from \$174.00-\$176.00 dressed, with steers averaging \$174.83 up \$1.00 and heifers \$174.79 up \$0.83.

Yesterday the market was quiet as new show lists were distributed. This week's offering is slightly smaller than last week in volume. Today a couple of bids surfaced in Nebraska and Iowa at \$174.00 dressed but sellers showed no interest. Asking prices are generally unestablished with just a few prices reported at \$180.00 dressed in the north. Active trade is not expected to develop before the second half of the week.

Choice and Select Steers and Heifers:	Live	108.00-112.00
	Rail	174.00-176.00

CHICAGO MERCANTILE EXCHANGE

Closing quotes on futures **Monday October 8th** were as follows:

Live Cattle			Feeder Cattle			Corn			Soybeans			Canadian		
Oct	114.17	+0.37	Oct	157.67	-0.10	Dec	3.664	-1.6	Nov	8.696	+0.6	Spot	N/T	
Dec	118.25	+0.10	Nov	158.42	+0.20	Mar	3.784	-1.4	Jan	8.830	+0.4	Dec	77.25	-0.13
Feb	122.87	+0.35	Jan	154.82	+0.45	May	3.852	-1.6	Mar	8.946	+0.4	Mar	77.38	-0.13
Apr	123.72	+0.12	Mar	153.65	+0.20	Jul	3.906	-1.4	May	9.076	+0.2	Jun	77.49	-0.13
Jun	116.95	+0.30	Apr	154.17	+0.20	Sep	3.940	-1.4	Jul	9.186	-0.2	Sep	77.59	-0.14
Aug	114.97	+0.30	May	153.87	+0.02	Dec	3.996	-0.6	Aug	9.232	-0.0	Dec	77.69	-0.13

Closing quotes on futures **TODAY** were as follows:

Live Cattle			Feeder Cattle			Corn			Soybeans			Canadian		
Oct	113.35	-0.82	Oct	156.95	-0.72	Dec	3.644	-2.0	Nov	8.630	-6.6	Spot	77.25	+0.10
Dec	117.15	-1.10	Nov	157.50	-0.92	Mar	3.764	-2.0	Jan	8.766	-6.2	Dec	77.35	+0.10
Feb	122.10	-0.77	Jan	153.75	-1.07	May	3.834	-1.6	Mar	8.892	-5.4	Mar	77.48	+0.10
Apr	123.00	-0.72	Mar	152.55	-1.10	Jul	3.890	-1.6	May	9.024	-5.2	Jun	77.59	+0.10
Jun	116.25	-0.70	Apr	153.07	-1.10	Sep	3.922	-1.6	Jul	9.140	-4.6	Sep	77.69	+0.10
Aug	114.37	-0.60	May	152.82	-1.05	Dec	3.976	-2.0	Aug	9.186	-4.4	Dec	77.79	+0.10

Beef Farmers of Ontario, 130 Malcolm Road, Guelph, ON N1K 1B1 Phone: (519) 824-0334 Fax: (519) 824-9161 or email: markets@ontariobeef.com