



Daily Market Information Report – Monday, October 15, 2018

The following information is collected from various sources and disseminated by Beef Farmers of Ontario.

ONTARIO DIRECT TO PACKER RAILGRADE CATTLE TRADE

Prices are on a carcass weight basis before grade and weight discounts, *regardless of delivery date.*

A Grade Steers	244.00
A Grade Heifers	243.00

ONTARIO LIVE CATTLE TRADE

Today at **Ontario Stockyards Inc.:** 64 veal on offer

	Price Range	Top
Veal 600 lbs +	92.00-121.00	150.00
Veal 450-600 lbs	110.00-111.00	

Veal calves sold on a steady market. *Friday October 19th @ 7:00 pm- Bred cow & Cow/calf pair sale with 160 head expected! Tuesday October 23rd @ 11:00 am- Special Fall Yearling sale with 800 head expected.*

At **Kawartha Lakes Community Sale Barn, October 13, 2018** – 159 cows, 10 bulls, 116 veal, 36 stockers

	Price Range	Avg.	Top
Cows	45.00-75.00	55.25	100.00
Bulls over 1600 lbs	92.07-98.70	92.93	98.70
Veal 600 lbs +	78.00-136.00	101.01	141.00
Veal 451-600 lbs	52.50-150.00	85.54	255.00
Veal 125 lbs and less	42.50-100.00	56.10	170.00

Veal sold on a steady market while stockers sold strong. Cows and bulls sold on a steady trade. *Wednesday October 17th @ 10:00 am- Special Stocker Sale!*

ONTARIO STOCKER & FEEDER TRADE

Stocker sale at **Brussels Livestock: October 12, 2018** – 1,553 Stockers

Steers	Price Range	Average	Top	Heifers	Price Range	Average	Top
1000+	157.00-186.00	172.38	198.00	900+	153.00-166.50	160.69	180.00
900-999	178.00-202.00	190.20	202.00	800-899	149.00-182.00	170.48	203.75
800-899	150.00-206.00	181.18	206.00	700-799	168.00-206.75	185.47	206.75
700-799	190.00-221.50	206.47	221.50	600-699	163.00-192.00	183.70	192.00
600-699	190.00-232.00	216.12	237.00	500-599	157.00-218.75	183.57	218.75
500-599	216.00-257.00	239.94	275.00	400-499	180.00-222.00	201.08	222.00
400-499	220.00-274.00	248.27	274.00	300-399	205.00-225.00	212.14	225.00
399-	220.00-270.00	250.83	270.00				

Calves and yearlings sold on a strong active trade at steady prices. *October 17th @ 7:00 pm- Bred Cow & Cow/Calf Pair Sale!*

ONTARIO STOCKER & FEEDER TRADE SPECIAL FALL STOCKER SALES

Stocker sale at **Keady Livestock Market, October 12, 2018** - 1,765 stockers

Steers	Price Range	Average	Top	Heifers	Price Range	Average	Top
1000+	196.00-204.50	201.11	207.25	900+	145.00-167.00	151.13	167.00
900-999	200.00-218.00	210.21	220.00	800-899	202.75-50 hd		
800-899	211.50-225.00	218.77	228.00				
700-799	210.00-234.00	223.56	236.00				
600-699	225.00-235.00	232.50	235.00				

Grass yearling sale, selling on an overnight stand! The market saw a selective demand at barely steady prices.

Stocker sale at **Temiskaming Livestock Exchange – October 12, 2018 – 834** stockers

Steers	Price Range	Average	Top	Heifers	Price Range	Average	Top
1000+	130.00-170.00	156.00	170.00	800-899	173.00-192.50	185.09	192.50
900-999	168.00-180.00	175.00	187.00	700-799	160.00-186.50	177.59	186.50
800-899	85.50-181.00	125.18	190.00	600-699	150.00-180.00	168.26	182.50
700-799	174.00-205.00	191.44	228.00	500-599	169.00-205.00	189.19	210.00
600-699	174.50-227.00	203.46	227.00	400-499	197.00-222.00	209.52	222.00
500-599	179.00-239.00	214.04	239.00	300-399	192.50-230.00	216.35	230.00
400-499	181.00-240.00	221.58	251.00	299-	240.00-252.00	247.80	252.00
399-	192.00-254.00	230.56	254.00				

Stocker sale at: **Thessalon- Algoma Co-operative Livestock Sales: October 13, 2018 – 331** Stockers

Steers	Price Range	Top	Heifers	Price Range	Top
600-699	190.00-219.00		600-699	179.00-189.00	
500-599	219.00-232.00		500-599	184.00-200.50	
400-499	223.00-234.50		400-499	194.00-213.00	
399-	216.00-232.00				

Cull cows sold from \$46.00-\$48.00 cwt. Pasture exposed cows traded from \$550.00-\$925.00 per head. Cow/calf pairs ranged from \$1240.00-\$2100.00 per pair.

LIVE CATTLE EXPORTS-ONTARIO

	Week ending Sept 29, 2018	Week ending Sept 22, 2018	Year to Date
Total live slaughter cattle exported from Ontario to the U.S.	1,807	2,075	85,995
Steers & Heifers & Cows	1,549	1,750	74,173
Bulls	258	325	11,822

AVERAGE CARCASS WEIGHTS – CANADA

	Steers	Heifers
Oct 6, 2018	931	842
Sept 29, 2018	930	844
Oct 7, 2017	927	850

FEDERALLY INSPECTED CANADIAN PROCESSING

	Week Ending Oct 6, 2018	# of hd change from week ago	YTD	% Change (Week Ago)	% Change (Year Ago)
Grand Total	60,180	+307	2,306,074	+1%	+7%
Western Slaughter	47,198	+164	1,802,850	+0%	+7%
Eastern Slaughter	12,982	+143	503,224	+1%	+4%

USDA ESTIMATED CATTLE PROCESSING VOLUME

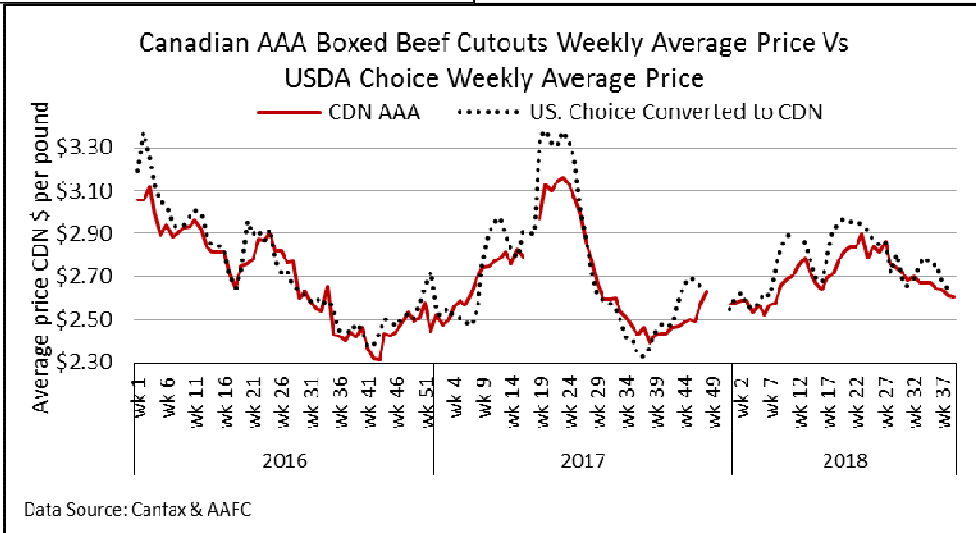
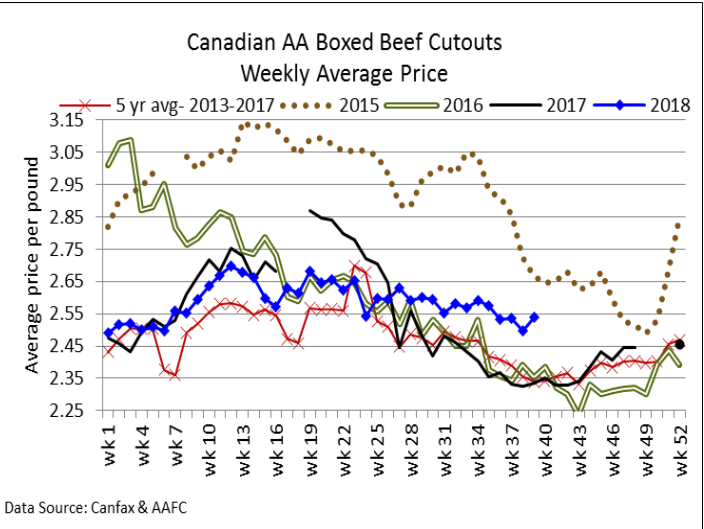
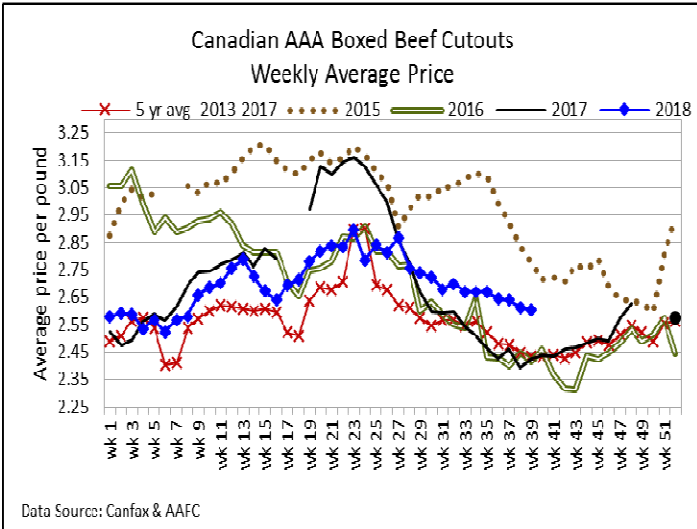
	Week Ending October 13, 2018	Previous Week	Year Ago
Grand Total	639,000	643,000	636,000

U.S. BOXED BEEF CUT-OUT VALUES (U.S. funds)

	Choice 600-900	Select 600-900
Cutout Values (noon estimate):	204.19	191.67
Change (from yesterday's close):	+1.48	-0.61
Current Five Day Average:	202.68	192.22

CANADIAN BOXED BEEF CUT-OUT VALUES

Week Ending	AAA	AA
September 28, 2018	2.6037	2.5392
September 21, 2018	2.6137	2.4973
September 14, 2018	2.6401	2.5369
September 7, 2018	2.6442	2.5319
August 31, 2018	2.6703	2.5745
August 24, 2018	2.6689	2.5916
August 17, 2018	2.6716	2.5678



U.S. TRADE (U.S. funds)

The U.S. cash cattle trade last week, was fully steady in the south and barely steady to slightly easier in the north. The USDA Mandatory Price report for last week listed live sales for the week from \$107.00-\$111.50 with steers averaging \$110.52 down \$0.43 while heifers averaged \$110.77 up \$0.07. On the rail prices ranged from \$170.00-\$176.00 dressed, with steers averaging \$173.52 down \$1.31 and heifers \$173.42 down \$1.37 from the previous week on average. Today the market was quiet as both sides took inventory and new show lists were distributed. This week's offering is larger in Nebraska, lower in Kansas and steady in all other feeding states. Asking prices are unestablished at this time, with little business expected before the second half of the week.

Choice and Select Steers and Heifers:	Live	107.00-111.50
	Rail	170.00-176.00

CHICAGO MERCANTILE EXCHANGE

Closing quotes on futures today were as follows:

Live Cattle			Feeder Cattle			Corn		Soybeans		Canadian \$				
\$/cwt US			\$/cwt US			\$/bu US		¢/bu						
Oct	113.37	+1.05	Oct	155.10	+0.40	Dec	3.782	+4.4	Nov	8.914	+24.0	Spot	77.01	+0.37
Dec	117.97	+1.80	Nov	155.22	+0.60	Mar	3.902	+4.4	Jan	9.056	+24.0	Dec	77.09	+0.36
Feb	121.70	+1.30	Jan	150.52	+0.77	May	3.972	+4.4	Mar	9.180	+23.4	Mar	77.24	+0.37
Apr	122.87	+0.90	Mar	149.55	+0.57	Jul	4.022	+4.4	May	9.306	+23.0	Jun	77.36	+0.36
Jun	115.65	+0.77	Apr	150.47	+0.67	Sep	4.032	+3.4	Jul	9.414	+22.2	Sep	77.47	+0.37
Aug	113.82	+0.77	May	150.57	+0.70	Dec	4.080	+3.4	Aug	9.456	+22.0	Dec	77.58	+0.36

Beef Farmers of Ontario, 130 Malcolm Road, Guelph, ON N1K 1B1 Phone: (519) 824-0334 Fax: (519) 824-1930 or email: markets@ontariobeef.com