



Daily Market Information Report – Friday October 19, 2018

The following information is collected from various sources and disseminated by Beef Farmers of Ontario.

ONTARIO DIRECT TO PACKER RAILGRADE CATTLE TRADE

Prices are on a carcass weight basis before grade and weight discounts. (Prices regardless of delivery date).

A Grade Steers	244.00
A Grade Heifers	243.00

ONTARIO LIVE CATTLE TRADE

Today at **Brussels Livestock: 1,800** stockers (1,050 cattle left to sell at time of reporting.)

Steers	Price Range	Average	Top	Heifers	Price Range	Average	Top
1000+	131.00-169.00	146.75	169.00	900+	107.00-136.00	127.50	137.00
900-999	180.00-185.00	183.09	185.00	800-899	87.00-170.00	161.85	170.00
800-899	165.00-199.00	185.67	199.00	700-799	142.00-182.00	171.53	182.00
700-799	177.00-213.00	195.59	213.00	600-699	157.00-217.00	187.01	217.00
600-699	180.00-248.00	217.91	248.00	500-599	165.00-219.00	197.05	219.00
500-599	179.00-255.00	217.20	255.00	400-499	140.00-218.00	173.12	220.00
400-499	180.00-275.00	222.67	275.00	300-399	130.00-240.00	181.88	240.00
399-	150.00-291.00	234.38	291.00	299-	150.00-240.00	196.00	240.00

The market reported calves as steady while yearlings had not started to trade at time of reporting. Final results will be posted on Monday.

Today at **Keady Livestock Market: 1,404** stockers

Steers	Price Range	Average	Top	Heifers	Price Range	Average	Top
1000+	189.00-197.00	194.24	197.00	900+	180.00-199.50	195.60	199.50
900-999	196.25-207.25	201.50	207.25				
800-899	203.00-212.00	208.35	212.00				

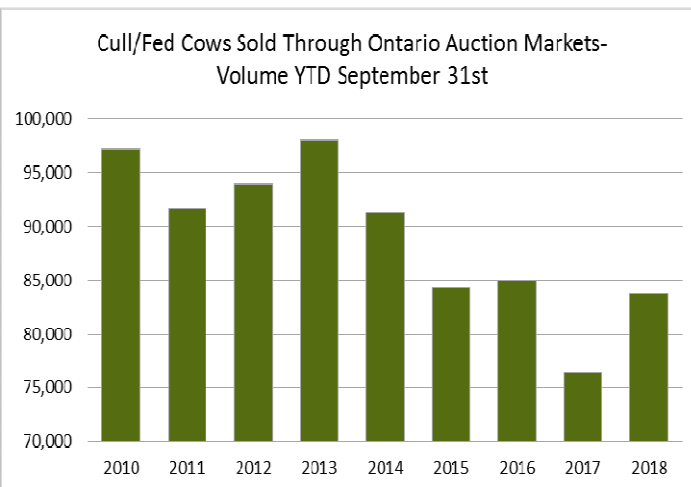
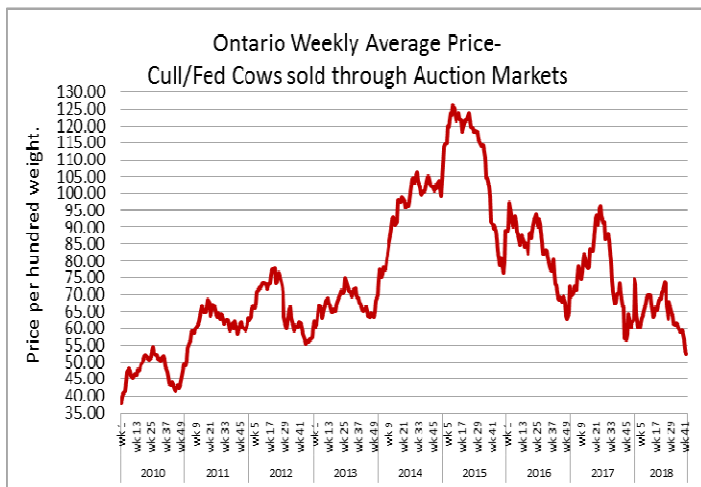
Grass yearling sale, selling on an overnight stand! Yearlings sold at prices \$5.00-\$7.00 cwt easier.

Today at **Community Livestock Exchange: 640** stockers Quinte Cattlemen's Stocker Sale- All Vaccinated.

Steers	Price Range	Average	Top	Heifers	Price Range	Average	Top
900-999	169.99-206.49	200.49	206.49	900+	142.50-190.50	179.49	190.50
800-899	125.00-210.00	198.99	210.00	800-899	150.00-199.19	191.10	199.19
700-799	150.00-215.49	199.50	215.49	700-799	141.99-200.70	185.40	200.70
600-699	172.50-231.00	215.39	231.00	600-699	132.49-192.50	172.19	192.50
500-599	180.00-258.00	224.29	258.00	500-599	127.49-214.00	189.90	214.00
400-499	150.00-268.00	238.09	268.00	400-499	117.50-220.99	198.50	220.99
				300-399	114.99-197.99	177.69	197.99

Ontario auction sales on **Thursday** saw weighted prices for:

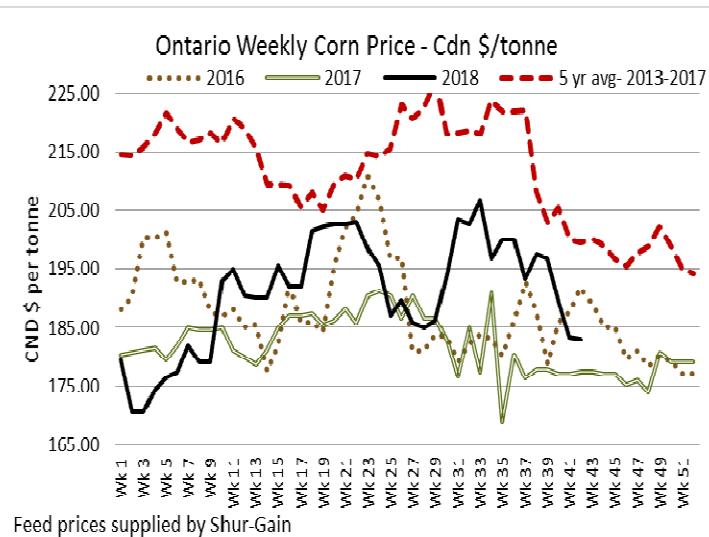
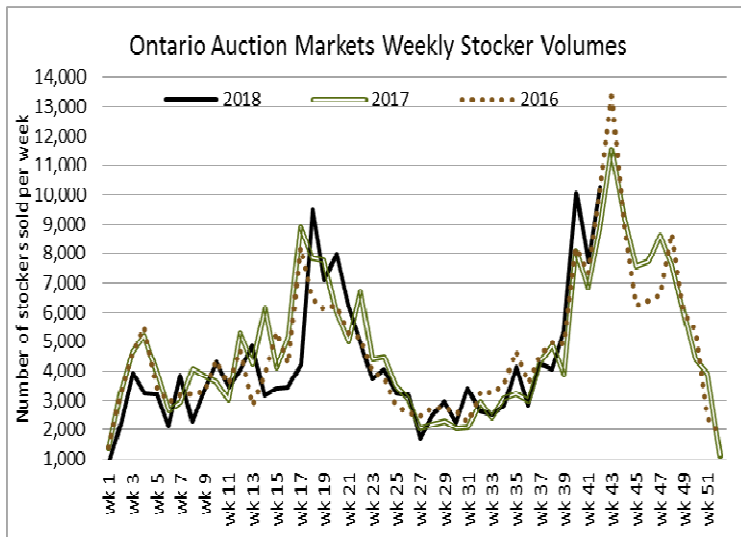
	Volume	Price Range	Average	Top
Large & Medium Frame Fed Steers +1250 lbs	72	134.00-149.25	144.72	151.00
Large & Medium Frame Fed Heifers +1000 lbs	28	97.00-143.50	127.65	143.50
Fed steers, dairy and dairy cross +1250 lbs	40	89.23-102.80	97.48	106.00
Fed heifers, dairy and dairy cross +1000 lbs	17	80.65-103.12	94.56	110.00
Cows	804	43.31-57.93	51.03	109.50
Bulls under 1600 lbs	9	58.56-97.78	74.28	110.00
Bulls over 1600 lbs	20	70.00-98.50	81.94	108.00
Veal +600 lbs	171	100.13-129.12	114.97	186.00
Veal Calves 125 lbs & under	32	20.00-120.00	60.92	195.00



Stocker sale at: Ontario Livestock Exchange, October 18, 2018– 480 Stockers

Steers	Price Range	Average	Top	Heifers	Price Range	Average	Top
1000+	84.00-145.00	120.13	151.00	900+	87.50-148.00	130.84	156.00
900-999	148.00-190.00	165.10	190.00	800-899	132.50-147.00	140.50	155.00
800-899	145.00-200.00	181.33	200.00	700-799	80.00-145.00	107.39	152.50
700-799	85.00-200.00	168.89	200.00	600-699	117.50-153.00	139.00	160.00
600-699	112.50-197.50	153.82	210.00	500-599	82.50-140.00	121.25	167.50
500-599	117.50-238.00	178.97	238.00	400-499	155.00-190.00	164.33	200.00
400-499	115.00-200.00	162.25	200.00	300-399	147.50-257.50	152.22	177.50
399-	132.50-170.00	144.00	172.50				

Stockers sold steady to Wednesday's easier market.



Stocker sale at: Ontario Stockyards Inc. – October 18, 2018– 1,336 Stockers

Steers	Price Range	Average	Top	Heifers	Price Range	Average	Top
1000+	124.00-185.50	161.80	185.50	900+	112.00-181.25	146.57	181.25
900-999	159.00-188.00	178.97	188.00	800-899	157.50-198.50	182.44	198.50
800-899	160.00-206.50	189.00	206.50	700-799	147.50-185.00	164.83	196.00
700-799	150.00-210.00	181.26	210.00	600-699	145.00-198.00	170.55	198.00
600-699	142.50-211.00	174.29	225.00	500-599	150.00-220.00	188.37	220.00
500-599	182.00-230.00	209.14	230.00	400-499	157.50-225.00	191.57	229.00
400-499	200.00-280.00	243.61	280.00	300-399	135.00-247.50	200.28	247.50
399-	132.50-285.00	246.21	285.00	299-	100.00-255.00	155.84	275.00

Replacement cattle sold under pressure with most calves at least \$10.00 cwt lower and yearlings barely steady.

Stocker sale at: **Ottawa Livestock Exchange, October 18, 2018– 426** Stockers

Steers	Price Range	Average	Top	Heifers	Price Range	Average	Top
700-799	114.00-195.00	167.11	195.00	600-699	132.00-168.00	151.10	205.00
600-699	142.00-213.00	184.29	213.00	500-599	107.00-167.00	143.33	182.00
500-599	160.00-232.00	197.27	232.00	400-499	120.00-203.00	158.32	212.00
400-499	157.00-262.00	212.37	264.00	300-399	124.00-180.00	152.38	207.00
399-	35.00-220.00	136.13	250.00				

Price Comparison- this week's average price compared to the previous week & the same time last year.

	Weekly Avg Price	Previous week - Avg Price	Change from last week	Year Ago - Avg Price	Change from last year
	2018			2017	
Fed steer live 1250+	139.13	134.72	+4.41	131.64	+7.49
Fed heifer live 1000+	134.11	128.85	+5.26	129.79	+4.32
Rail steer	244.00	240.00	+4.00	228.75	+15.25
Rail heifer	243.00	239.00	+4.00	227.75	+15.25
Cull cow	52.17	53.93	-1.76	66.54	-14.37
Stocker Steers					
400-499	231.22	241.34	-10.12	219.70	+11.52
500-599	215.26	229.37	-14.11	224.96	-9.70
600-699	198.93	207.58	-8.65	206.57	-7.64
700-799	200.72	204.47	-3.75	197.54	+3.18
800-899	201.69	211.45	-9.76	203.82	-2.13
900-999	204.26	206.23	-1.97	202.63	+1.63
1000+	185.88	185.73	+0.15	187.44	-1.56
Heifers					
300-399	188.73	211.98	-23.25	205.33	-16.60
400-499	195.445	206.06	-10.62	198.79	-3.35
500-599	177.89	185.93	-8.04	191.43	-13.54
600-699	166.53	181.82	-15.29	176.70	-0.17
700-799	174.03	182.42	-8.39	167.72	+6.31
800-899	175.33	183.16	-7.83	183.66	-8.33
900+	153.52	156.00	-2.48	162.21	-8.69

U.S. BOXED BEEF CUT-OUT VALUES (U.S. funds)

	Choice 600-900	Select 600-900
Cutout Values (noon estimate):	208.22	193.86
Change (from yesterday's close):	+1.40	+1.51
Current Five Day Average:	204.70	192.05

QUEBEC ELECTRONIC AUCTION MARKET (F.O.B. THE FEEDLOT)

	Price	Change from Last Week
For the week ending October 18, 2018	239.50-243.00	+2.64

ALBERTA DIRECT TRADE

Alberta direct trade was light to moderate in volume this week with prices around \$1.00-\$2.00 cwt lower than last week. Canfax reports : "Most of the dressed sales this week have been reported \$252.00-\$253.00 delivered. Compared to the past couple of weeks sale volumes are shaping up rather light."

Steers	Live FOB	N/T	Rail FOB	250.50-251.50
Heifers	Live FOB	N/T	Rail FOB	250.50-255.00

U.S. TRADE (U.S. funds)

The U.S. cash cattle trade was moderate to active yesterday in the north with live sales reported from \$108.00-\$111.50 averaging \$110.50 which is steady to last week, while dressed deals ranged from \$172.00-\$176.00 averaging \$174.25 which is also steady to last week. Today bids have surfaced in the south at \$111.00 live which is steady, but not getting any cattle bought as sellers hold out for asking prices of \$112.00-\$114.00 live. Trade in the north appears to be finished for the week.

Choice and Select Steers and Heifers:	Live	108.00-111.50
	Rail	170.00-176.00

CHICAGO MERCANTILE EXCHANGE

Closing quotes on futures today were as follows:

Live Cattle		Feeder Cattle		Corn		Soybeans		Canadian \$	
Oct	112.25 -0.82	Oct	154.65 -0.60	Dec	3.670 -3.6	Nov	8.566 -6.6	Spot	76.24 -0.21
Dec	116.77 -0.40	Nov	154.10 -0.32	Mar	3.794 -3.4	Jan	8.704 -7.2	Dec	76.31 -0.23
Feb	121.15 -0.22	Jan	148.75 -0.67	May	3.870 -3.2	Mar	8.834 -7.0	Mar	76.47 -0.22
Apr	122.17 -0.20	Mar	147.05 -0.97	Jul	3.926 -3.0	May	8.970 -6.6	Jun	76.59 -0.21
Jun	114.52 -0.42	Apr	148.27 -0.87	Sep	3.944 -2.2	Jul	9.074 -6.2	Sep	76.71 -0.20
Aug	112.42 -0.52	May	148.77 -0.77	Dec	4.000 -2.0	Aug	9.116 -6.4	Dec	76.83 -0.20

Beef Farmers of Ontario, 130 Malcolm Road, Guelph, ON N1K 1B1 Phone: (519) 824-0334 Fax: (519) 824-9161 or email: markets@ontariobeef.com

UPCOMING ONTARIO AUCTION MARKETS SPECIAL FALL SALES

Oct 20	8:30 am	Rainy River Cattlemen's Sale- Stratton	Later Season Calves, Yearlings, Cows etc
Oct 20	10:30 am	Ottawa Livestock Exchange	Bred Cow & Cow/Calf Pair Sale
Oct 20	11:00 am	Denfield Livestock Exchange	Vaccinated Stocker & Bred Cow, Cow/Calf Pair Sale
Oct 20	1:00 pm	Maple Hill Auctions Ltd	"Uppin The Ante" Charolais Sale
Oct 21	1:00 pm	Maple Hill Auctions Ltd	Ontario Shorthorn Sale
Oct 23	11:00 am	Ontario Stockyards Inc	Special Fall Yearling Sale
Oct 24	10:00 am	Kawartha Lakes Community Sale Barn	Fall Stocker Sale
Oct 25	10:00 am	Grey Bruce Livestock Co-op- Wiarton	Calf Sale and Stocker Sale
Oct 26	10:00 am	Brussels Livestock	Vaccinated Stocker & Hereford Influence (in reg sale)
Oct 26	7:00 pm	Cargill Auction Market	Local Calf Sale
Oct 27	9:00 am	Keady Livestock Market	Bruce Peninsula Calf Club Sale- Presort
Oct 27	1:00 pm	Maple Hill Auctions Ltd	Vancise Hereford/Red Angus Sale
Oct 29	1:00 pm	Carson's Farm & Auction Services	Fall Stocker Sale
Oct 30	9:00 am	Keady Livestock Market	Georgina Bay Charolais Calf Club Sale- Presort
Oct 31	10:00 am	Kawartha Lakes Community Sale Barn	Fall Stocker Sale
Oct 31	2:00 pm	Vankleek Hill Livestock Exchange	Fall Stocker Sale
Nov 1	9:00 am	Keady Livestock Market	Bluewater Angus Calf Club Sale- Presort
Nov 2	7:00 pm	Cargill Auction Market	Local Calf & Yearling Sale
Nov 3	9:00 am	Keady Livestock Market	Central Calf Association Sale- selling in owner lots