



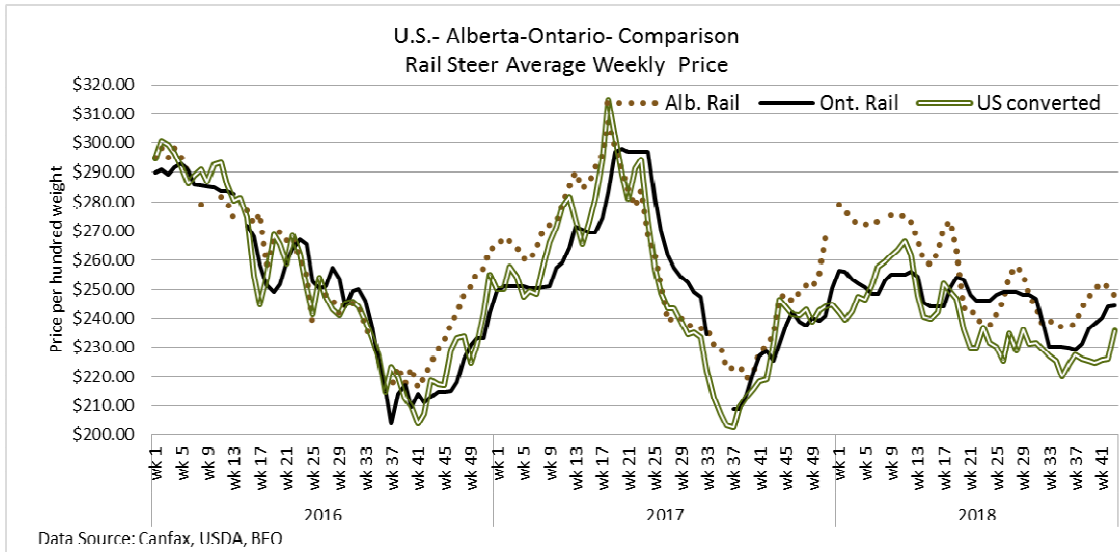
Daily Market Information Report – Friday October 26, 2018

The following information is collected from various sources and disseminated by Beef Farmers of Ontario.

ONTARIO DIRECT TO PACKER RAILGRADE CATTLE TRADE

Prices are on a carcass weight basis before grade and weight discounts. (Prices regardless of delivery date).

A Grade Steers 244.00-246.00
A Grade Heifers 243.00-245.00



ONTARIO LIVE CATTLE TRADE

Today at **Brussels Livestock**: **2,500** stockers (1,500 cattle left to sell at time of reporting.)

Steers	Price Range	Average	Top	Heifers	Price Range	Average	Top
1000+	110.00-158.00	128.88	158.00	900+	138.50-150.00	145.69	150.00
900-999	93.00-168.00	143.00	168.00	800-899	99.00-173.00	143.86	173.00
800-899	154.00-188.00	166.11	200.00	700-799	161.00-170.75	167.14	170.75
700-799	170.00-218.00	196.13	218.00	600-699	162.00-189.00	179.91	189.00
600-699	185.00-225.00	210.72	236.00	500-599	155.00-197.00	184.09	197.00
500-599	210.00-243.00	231.56	243.00	400-499	180.00-206.00	193.26	217.00
400-499	220.00-265.00	235.24	272.00	300-399	165.00-215.00	179.70	235.00
399-	205.00-255.00	230.29	290.00	299-	150.00-225.00	201.25	225.00

Ontario auction sales on **Thursday** saw weighted prices for:

	Volume	Price Range	Average	Top
Large & Medium Frame Fed Steers +1250 lbs	46	113.50-146.00	135.03	146.00
Large & Medium Frame Fed Heifers +1000 lbs	33	110.70-140.27	129.14	154.00
Fed steers, dairy and dairy cross +1250 lbs	105	94.00-107.00	102.81	138.00
Fed heifers, dairy and dairy cross +1000 lbs	14	73.39-88.79	82.66	99.00
Cows	707	45.15-56.92	51.25	109.00
Bulls under 1600 lbs	9	59.44-79.33	69.45	88.00
Bulls over 1600 lbs	17	69.94-86.94	77.26	105.00
Veal +600 lbs	95	107.42-131.51	119.82	185.00
Veal Calves 125 lbs & under	29	20.00-120.00	70.92	215.00

Stocker sale at: **Ontario Livestock Exchange, October 25, 2018– 422** Stockers

Steers	Price Range	Average	Top	Heifers	Price Range	Average	Top
1000+	133.00-171.00	153.42	171.00	900+	129.00-139.00	135.30	139.00
700-799	140.00-180.00	164.55	187.50	600-699	130.00-177.00	159.57	177.00
600-699	135.00-197.50	173.71	197.50	500-599	92.50-162.50	131.67	177.50
500-599	122.50-204.00	180.02	215.00	400-499	117.50-190.00	144.31	200.00
400-499	102.580-212.50	163.96	212.50	300-399	137.50-167.50	153.33	167.50
399-	87.50-180.00	138.33	180.00	299-	120.00-175.00	156.00	175.00

Top quality stockers sold steady with medium quality trading under pressure.

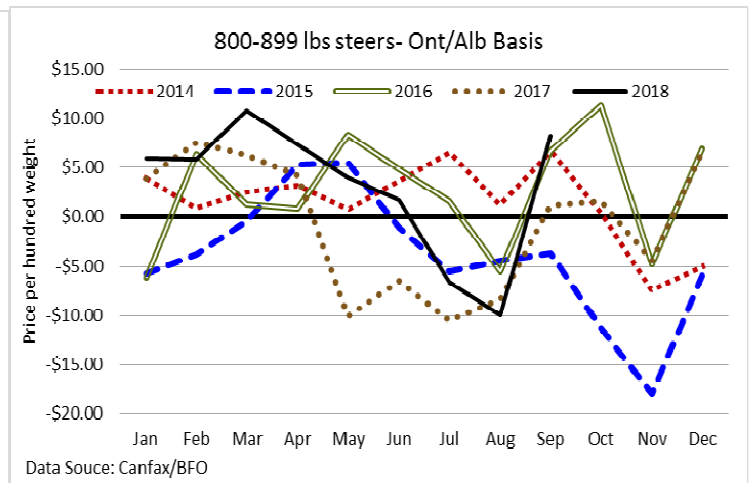
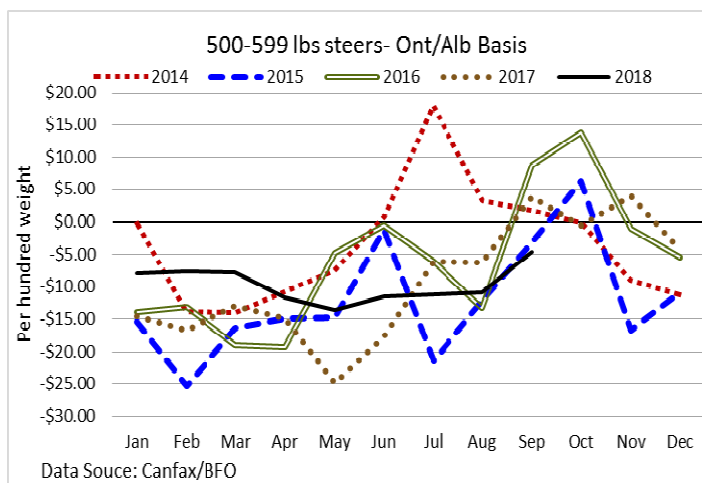
Stocker sale at: **Ontario Stockyards Inc. – October 25, 2018– 994** Stockers

Steers	Price Range	Average	Top	Heifers	Price Range	Average	Top
1000+	88.00-172.00	135.74	175.00	900+	107.50-172.00	149.83	172.00
900-999	140.00-188.00	154.39	191.00	800-899	140.00-174.00	162.58	174.00
800-899	130.00-198.00	170.33	198.00	700-799	155.00-189.00	171.59	189.00
700-799	173.00-213.00	195.07	213.00	600-699	130.00-172.50	155.80	192.00
600-699	175.00-225.00	201.74	240.00	500-599	120.00-175.00	151.51	212.50
500-599	167.50-253.00	210.66	266.00	400-499	117.50-185.00	150.05	220.00
400-499	182.50-267.50	227.54	267.50	300-399	130.00-220.00	164.10	260.00
399-	179.00-262.50	215.70	265.00	299-	160.00-230.00	199.05	230.00

Replacement cattle sold actively with prices mostly steady to strong on the better quality calves.

Stocker sale at: **Ottawa Livestock Exchange, October 25, 2018– 319** Stockers

Steers	Price Range	Average	Top	Heifers	Price Range	Average	Top
700-799	142.00-185.00	164.56	185.00	600-699	128.00-168.00	149.92	168.00
600-699	150.00-206.00	183.20	217.00	500-599	143.00-182.00	167.20	195.00
500-599	156.00-228.00	199.80	255.00	400-499	147.00-199.00	181.25	199.00
400-499	144.00-239.00	200.58	265.00	300-399	123.00-196.00	154.75	196.00
399-	90.00-230.00	179.20	247.00				



ONTARIO STOCKER & FEEDER TRADE SPECIAL FALL STOCKER SALES

Stocker sale at: **Warton- Grey Bruce Livestock Co-operative Sale, October 25, 2018– 603** Stockers, **5** bulls

Steers	Price Range	Top	Heifers	Price Range	Top
700-900	145.00-169.00		500-700	212.00-227.00	
600-700	211.00-223.00		400-500	215.00-231.00	
500-600	208.00-253.00		200-400	214.50-230.00	
300-500	219.00-248.00				
Bulls 200-300	305.00		Bulls 400-500	232.00	

Top quality freshly weaned calves, including Charolais cross, Red Angus, Black Angus, Hereford, Simmental, Limousin and Gelbveih sold at higher prices than current market trends!

U.S. BOXED BEEF CUT-OUT VALUES (U.S. funds)

	Choice	Select
	600-900	600-900
Cutout Values (noon estimate):	213.72	199.33
Change (from yesterday's close):	+0.62	+1.02
Current Five Day Average:	210.40	196.98

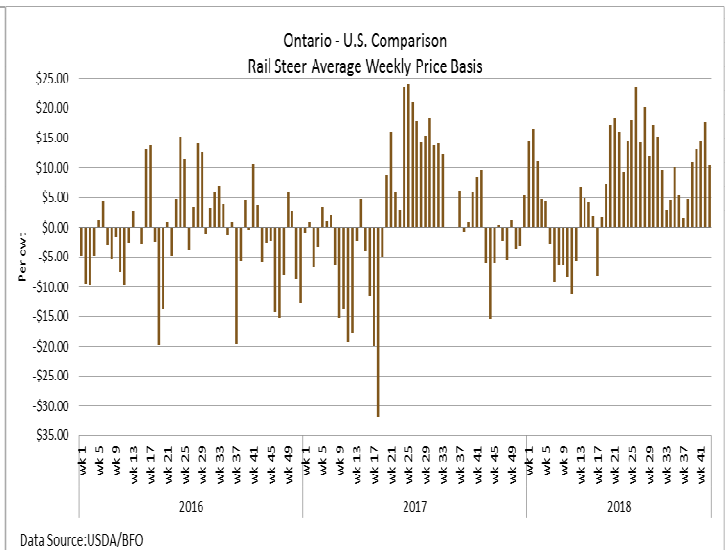
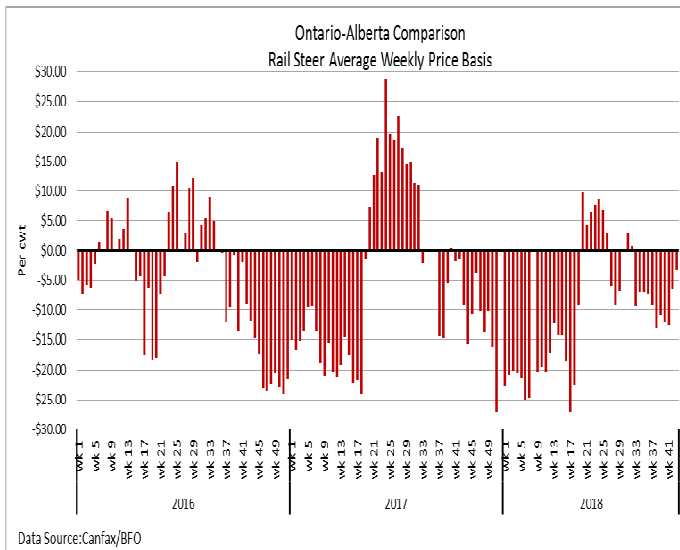
QUEBEC ELECTRONIC AUCTION MARKET (F.O.B. THE FEEDLOT)

	Price	Change from Last Week
For the week ending October 25, 2018	239.00-243.25	+0.40

ALBERTA DIRECT TRADE

Alberta direct trade was light on Wednesday, with Canfax reporting live sales from \$147.00-\$147.50 picked up, down \$2.00-\$3.00 cwt from last week's averages. A couple of sales were also noted at \$250.00 delivered, also down \$2.00-\$3.00 from last week. For Thursday Canfax reports the market as steady to Wednesday and \$2.00-\$4.00 lower than last week, from \$248.00-\$250.00 delivered on a dressed basis. Prices for cattle on a picked up basis this week saw steers and heifers sell from \$147.00-\$147.75 averaging \$147.70 for steers and \$147.00 for heifers. Dressed sales ranged from \$246.50-\$248.50 with steers averaging \$247.74 down \$2.87 and heifers \$247.83 down \$4.60 from last week on average.

Steers	Live FOB	147.50-147.75	Rail FOB	246.50-248.50
Heifers	Live FOB	147.00	Rail FOB	246.50-248.50



U.S. TRADE (U.S. funds)

The U.S. cash cattle trade turned moderate to active today with prices higher after six consecutive weeks of steady prices. Live sales are reported from \$114.00-\$115.00 live up \$3.00-\$5.00 from last week. Dressed sales have been reported at \$180.00 which is up \$6.00 from last week. Business is expected to continue to trickle in but the bulk of trade for the week is completed.

Choice and Select Steers and Heifers:	Live	114.00-115.00
	Rail	180.00

CHICAGO MERCANTILE EXCHANGE

Closing quotes on futures today were as follows:

Live Cattle		Feeder Cattle		Corn		Soybeans		Canadian \$	
Oct	113.87 +0.52	Nov	154.80 +0.85	Dec	3.676 +6.6	Nov	8.450 +3.2	Spot	76.39 -0.07
Dec	118.40 +1.32	Jan	149.70 +0.65	Mar	3.800 +6.4	Jan	8.576 +3.2	Dec	76.45 -0.08
Feb	123.45 +1.22	Mar	147.82 +0.32	May	3.880 +6.4	Mar	8.710 +3.0	Mar	76.59 -0.08
Apr	124.17 +1.20	Apr	149.32 +0.40	Jul	3.936 +6.4	May	8.846 +2.6	Jun	76.69 -0.09
Jun	116.05 +1.07	May	150.00 +0.50	Sep	3.960 +6.2	Jul	8.964 +2.6	Sep	76.79 -0.09
Aug	113.62 +0.72	Aug	152.92 +0.62	Dec	4.024 +6.2	Aug	9.014 +3.2	Dec	76.89 -0.09

UPCOMING ONTARIO AUCTION MARKETS SPECIAL FALL SALES

Oct 27	9:00 am	Keady Livestock Market	Bruce Peninsula Calf Club Sale- Presort
Oct 27	1:00 pm	Maple Hill Auctions Ltd	Vancise Hereford/Red Angus Sale
Oct 29	1:00 pm	Carson's Farm & Auction Services	Fall Stocker Sale
Oct 30	9:00 am	Keady Livestock Market	Georgina Bay Charolais Calf Club Sale- Presort
Oct 31	10:00 am	Kawartha Lakes Community Sale Barn	Fall Stocker Sale
Oct 31	2:00 pm	Vankleek Hill Livestock Exchange	Fall Stocker Sale
Nov 1	9:00 am	Keady Livestock Market	Bluewater Angus Calf Club Sale- Presort
Nov 2	7:00 pm	Cargill Auction Market	Local Calf & Yearling Sale
Nov 3	9:00 am	Keady Livestock Market	Central Calf Association Sale- selling in owner lots
Nov 6	11:00 am	Ontario Stockyards Inc	All Vaccinated Stocker Sale
Nov 7	10:00 am	Kawartha Lakes Community Sale Barn	Peterborough Cattlemen/ Victoria Beef Producers Sale
Nov 9	9:00 am	Keady Livestock Market	Special Calf Sale- selling in owner lots
Nov 9	10:00 am	Brussels Livestock	Vaccinated Stockers/Angus Influence Sale- in reg. sale
Nov 10	8:30 am	Rainy River Cattlemen's Sale	Calves, yearlings, cows, bred cows – <u>1 day</u> delivery only!