



Daily Market Information Report – Monday, November 5, 2018

The following information is collected from various sources and disseminated by Beef Farmers of Ontario.

ONTARIO DIRECT TO PACKER RAILGRADE CATTLE TRADE

Prices are on a carcass weight basis before grade and weight discounts, *regardless of delivery date.*

A Grade Steers	244.00-244.50- one federal packer has no bid today.
A Grade Heifers	243.00- one federal packer has no bid today.

ONTARIO LIVE CATTLE TRADE

Today at **Ontario Stockyards Inc.:** 68 veal on offer

	Price Range	Top
Veal 600 lbs +	99.00-123.00	136.00

Veal calves sold on a steady market. *Nov 6th @ 11:00 am- Ontario Stockyards All Vaccinated Sale with 1,200 head expected!*

At **Kawartha Lakes Community Sale Barn, November 3, 2018 – 115 cows, 6 bulls, 31 veal, 69 stockers, 15 fed cattle**

	Price Range	Avg.	Top
Cows	42.00-62.50	49.56	100.00
Bulls over 1600 lbs	61.00-93.50	78.26	93.50
Veal 600 lbs +	82.00-117.00	101.68	117.00
Veal 125 lbs and less	6.25-300.00	56.71	300.00

Veal sold steady while stockers sold on a good demand. Cows and bulls traded steady. *November 7th @ 10:00 am- Peterborough Cattlemen's County & Victoria County Beef Producers Certified Calf Sale. 100% Vaccinated!*

ONTARIO STOCKER & FEEDER TRADE

Stocker sale at **Brussels Livestock: November 2, 2018 – 1,302 Stockers**

Steers	Price Range	Average	Top	Heifers	Price Range	Average	Top
1000+	168.50-183.00	175.31	186.00	900+	145.00-172.25	161.43	179.50
900-999	179.00-194.50	188.05	194.50	800-899	150.00-177.00	166.10	183.75
800-899	176.00-206.00	183.66	206.00	700-799	153.00-186.00	171.73	186.00
700-799	178.00-212.50	199.36	214.75	600-699	160.00-185.00	169.99	195.00
600-699	178.00-207.00	194.69	214.00	500-599	150.00-195.00	178.83	195.00
500-599	181.00-225.00	198.49	230.00	400-499	155.00-230.00	195.80	230.00
400-499	180.00-238.00	206.18	247.00	300-399	160.00-190.00	177.33	205.00
399-	195.00-272.00	237.00	272.00	299	150.00-190.00	180.00	190.00

Calves and yearlings sold actively at steady prices. *Nov 9th @ 10:00 am- Vaccinated stocker sale & Angus Influence Sale in conjunction with the regular stocker sale!*

ONTARIO STOCKER & FEEDER TRADE SPECIAL FALL STOCKER SALES

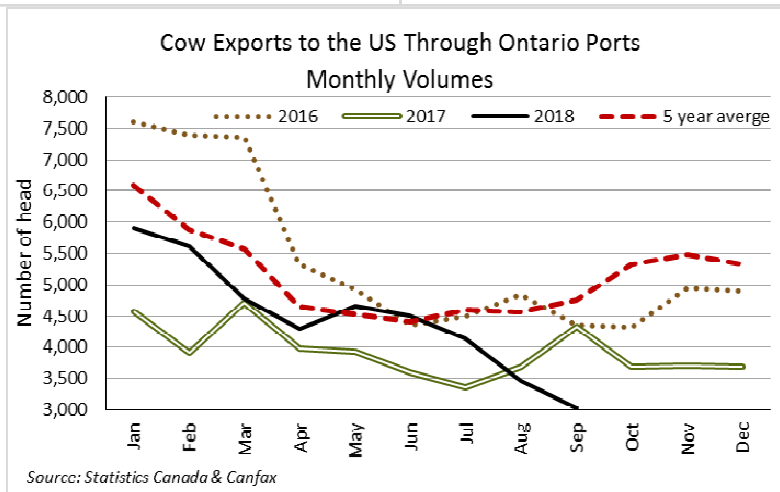
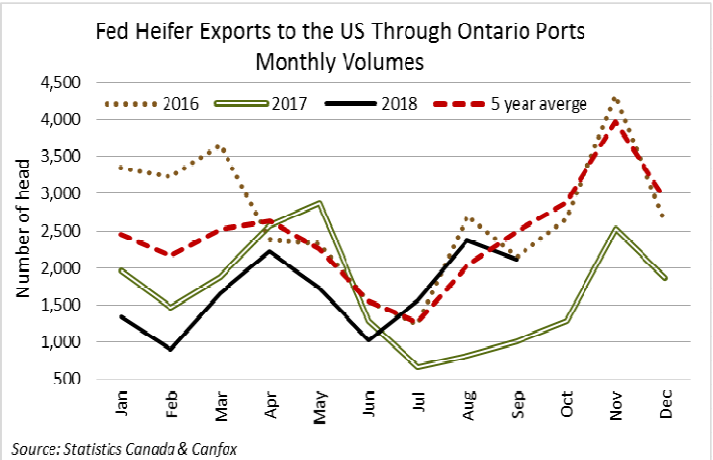
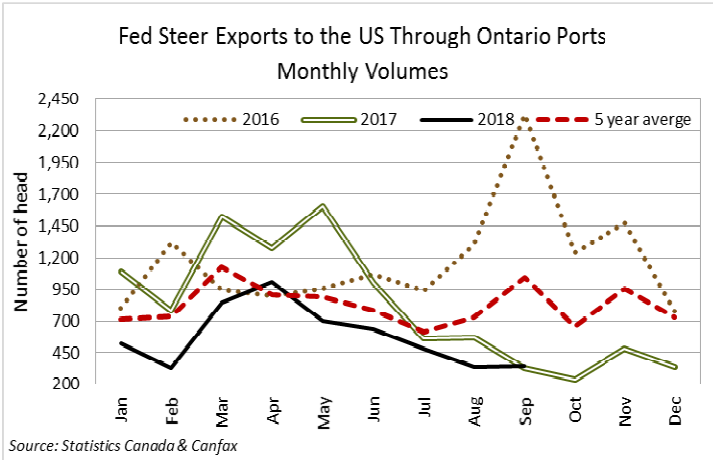
Stocker sale at **Keady Livestock Market, November 3, 2018- 375 stockers -Central Calf Association Sale!**

Steers	Price Range	Average	Top	Heifers	Price Range	Average	Top
800-899	191.50-198.00	193.13	198.00	600-699	182.50-205.00	195.60	205.00
700-799	190.00-222.00	214.68	222.00	500-599	186.00-209.00	197.76	217.50
600-699	189.00-219.00	205.31	228.50	400-499	205.00-214.00	211.13	214.00
500-599	216.00-231.50	221.75	231.50				
400-499	211.00-233.00	215.15	237.50				

Central Calf Association Sale- selling in owner lots - A good offering of calves sold steady to the previous 3 sales in calf-o-rama! *November 9th @ 9:00 am- Special Calf Sale- selling in owner lots, vaccinated and non-vaccinated.*

LIVE CATTLE EXPORTS-ONTARIO

	Week ending Oct 20, 2018	Week ending Oct 13, 2018	Year to Date
Total live slaughter cattle exported from Ontario to the U.S.	2,463	2,369	93,037
Steers & Heifers & Cows	2,225	1,951	80,211
Bulls	238	418	12,826



AVERAGE CARCASS WEIGHTS – CANADA

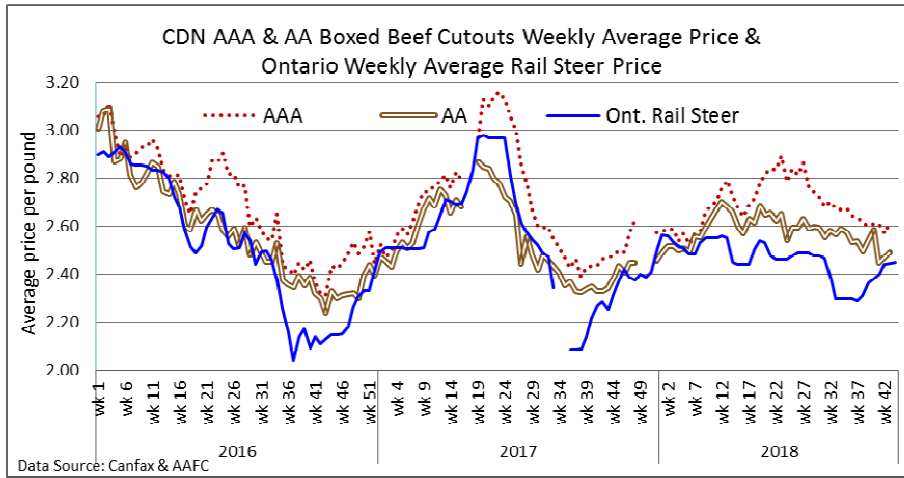
	Steers	Heifers
Oct 27, 2018	936	848
Oct 20, 2018	924	847
Oct 28, 2017	924	852

FEDERALLY INSPECTED CANADIAN PROCESSING (week of Thanksgiving)

	Week Ending Oct 27, 2018	# of hd change from week ago	YTD	% Change (Week Ago)	% Change (Year Ago)
Grand Total	60,063	-4,019	2,484,035	-6%	+7%
Western Slaughter	46,869	-3,732	1,942,328	-7%	+7%
Eastern Slaughter	13,194	-287	541,707	-2%	+5%

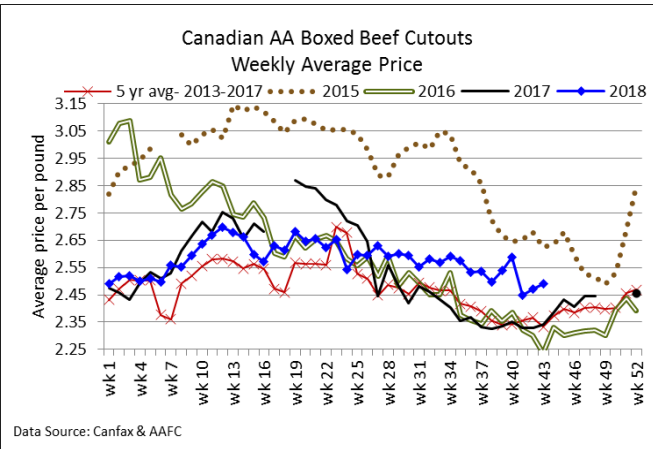
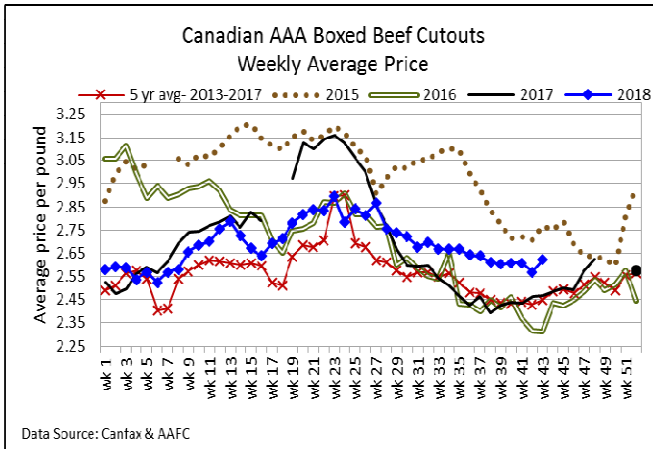
USDA ESTIMATED CATTLE PROCESSING VOLUME

	Week Ending November 3, 2018	Previous Week	Year Ago
Grand Total	643,000	633,000	646,000



CANADIAN BOXED BEEF CUT-OUT VALUES

Week Ending	AAA	AA
October 26, 2018	2.6230	2.4914
October 19, 2018	2.5693	2.4701
October 12, 2018	2.6089	2.4469



U.S. BOXED BEEF CUT-OUT VALUES (U.S. funds)

	Choice 600-900	Select 600-900
Cutout Values (noon estimate):	218.65	201.77
Change (from yesterday's close):	+0.15	+0.30
Current Five Day Average:	216.67	202.75

U.S. TRADE (U.S. funds)

The U.S. cash cattle trade did not get underway until late Friday afternoon and carried into the evening. Most of the trade was on a live basis in both the north and the south this week, with slightly stronger prices. The USDA Mandatory Price Report listed prices for the week from \$110.00-\$116.00 live with steers averaging \$114.95 up \$1.14, while heifers averaged \$115.22 up \$1.25 from the previous week on average. Limited dressed deals ranged from \$178.00-\$182.00 with steers averaging \$180.27 up \$0.57 and heifers \$180.00 up \$0.66 from the previous week's weighted averages. Today the market is very quiet as both sides took inventory and new show-lists were distributed. This week's offering is lower in volume in Nebraska, Texas, and Colorado and larger in Kansas. Asking prices and bids are unestablished.

Choice and Select Steers and Heifers:	Live	110.00-116.00
	Rail	178.00-182.00

CHICAGO MERCANTILE EXCHANGE

Closing quotes on futures today were as follows:

Live Cattle			Feeder Cattle			Corn		Soybeans		Canadian \$				
\$/cwt US			\$/cwt US			\$/bu US	¢/bu	\$/bu US	¢/bu					
Dec	115.32	-1.75	Oct	149.50	-3.00	Dec	3.740	+2.6	Nov	8.7830	-2.2	Spot	76.31	+0.04
Feb	120.65	-1.55	Nov	146.42	-3.32	Mar	3.856	+2.4	Jan	8.856	-2.0	Dec	76.34	+0.03
Apr	122.30	-1.42	Jan	145.42	-2.82	May	3.936	+2.4	Mar	8.982	-1.6	Mar	76.47	+0.03
Jun	114.40	-1.57	Mar	146.82	-2.62	Jul	3.994	+2.4	May	9.114	-2.0	Jun	76.57	+0.03
Aug	112.65	-1.57	Apr	147.47	-2.40	Sep	3.994	+1.6	Jul	9.234	-2.0	Sep	76.68	+0.04
Oct	113.77	-1.70	May	150.65	-2.20	Dec	4.046	+1.0	Aug	9.280	-1.6	Dec	76.77	+0.04

Beef Farmers of Ontario, 130 Malcolm Road, Guelph, ON N1K 1B1 Phone: (519) 824-0334 Fax: (519) 824-1930 or email: markets@ontariobeef.com