



Daily Market Information Report – Monday, December 10, 2018

The following information is collected from various sources and disseminated by Beef Farmers of Ontario.

ONTARIO DIRECT TO PACKER RAILGRADE CATTLE TRADE

Prices are on a carcass weight basis before grade and weight discounts. (Prices regardless of delivery date).

A Grade Steers	244.00 on light receipts and limited packer interest
A Grade Heifers	243.00 on light receipts and limited packer interest

ONTARIO LIVE CATTLE TRADE

Today at **Ontario Stockyards Inc.:** 60 veal on offer

	Price Range	Top
Veal 600 lbs +	100.00-133.00	195.00
Veal 451-600 lbs	64.00-70.00	117.00

Veal sold on a steady trade. *Dec 13th @ 11:00 am- Special All Vaccinated Stocker Sale, in conjunction with regular sale!*

At **Kawartha Lakes Community Sale Barn, December 8, 2018** – 150 cows, 11 bulls, 46 veal, 47 stockers

	Price Range	Avg.	Top
Cows	36.50-64.00	45.07	71.00
Bulls under 1600 lbs	53.00-66.00	61.38	66.00
Bulls over 1600 lbs	67.00-87.50	75.67	87.50
Veal 600 lbs+	80.00-119.00	95.64	119.00
Veal 125 lbs & under	25.00-140.00	71.96	140.00

Veal sold on a steady demand. Stockers traded steady. Cows and bulls sold on a stronger demand. *Dec 12th @ 10:00 am- Kawartha Lakes Community Sale Barn Stocker Sale!*

ONTARIO STOCKER & FEEDER TRADE

Stocker sale at **Brussels Livestock: December 7, 2018** – 1,147 Stockers

Steers	Price Range	Average	Top	Heifers	Price Range	Average	Top
1000+	166.00-187.00	173.89	187.00	900+	151.00-180.75	167.10	180.75
900-999	168.00-197.00	189.01	197.00	800-899	166.00-182.50	175.73	183.00
800-899	139.00-203.25	190.20	203.25	700-799	116.00-172.00	146.86	172.00
700-799	160.00-212.00	193.12	212.00	600-699	111.00-161.00	149.72	195.00
600-699	181.00-237.00	205.99	237.00	500-599	125.00-170.00	155.52	207.00
500-599	175.00-220.00	199.85	237.00	400-499	142.00-195.00	170.78	195.00
400-499	187.00-246.00	205.57	249.00	300-399	147.00-165.00	154.45	165.00
399-	160.00-210.00	193.33	242.00				

Calves sold actively at steady prices. Yearlings sold on a very active trade at higher prices.

ONTARIO BRED COW SALES

Keady Livestock Market, December 7, 2018- 288 Bred cows & heifers, 9 Cow/calf pairs

	Exotic and Exotic X	British and British X
Top quality bred cows & heifers	\$1700-\$2175	\$1400-\$1700
Avg quality bred cows & heifers	\$1200-\$1600	\$1100-\$1300
Avg quality cow/calf pairs	\$1700-\$1850	

(prices are per head) Bred cows & heifers sold under pressure with good buyer representation. *Dec 14th @ 5:00 pm- Bred Cow & Heifer Sale!* For a listing and pictures of the cattle already consigned to this sale, click here: www.keadylivestock.com/auction/special_livestock.html

LIVE CATTLE EXPORTS-ONTARIO

	Week ending Nov. 24, 2018	Week ending Nov. 17, 2018	Year to Date
Total live slaughter cattle exported from Ontario to the U.S.	2,358	2,419	105,626
Steers & Heifers & Cows	2,208	2,205	91,795
Bulls	150	214	13,83

FEDERALLY INSPECTED CANADIAN PROCESSING

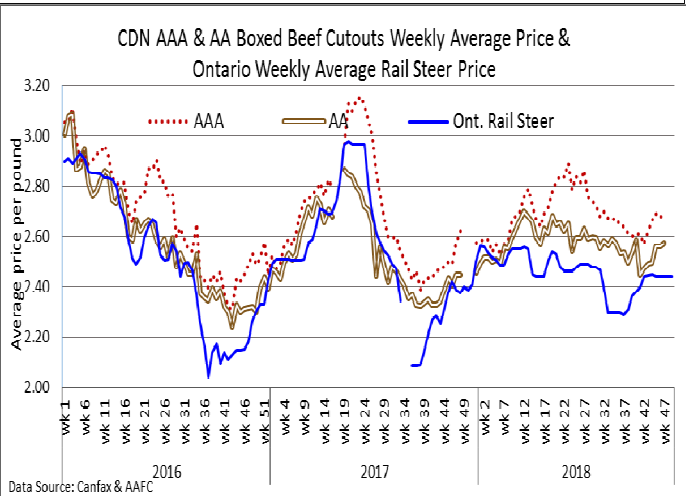
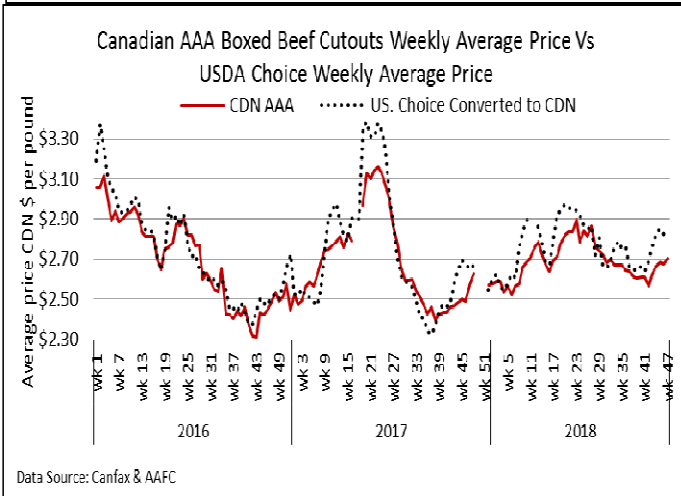
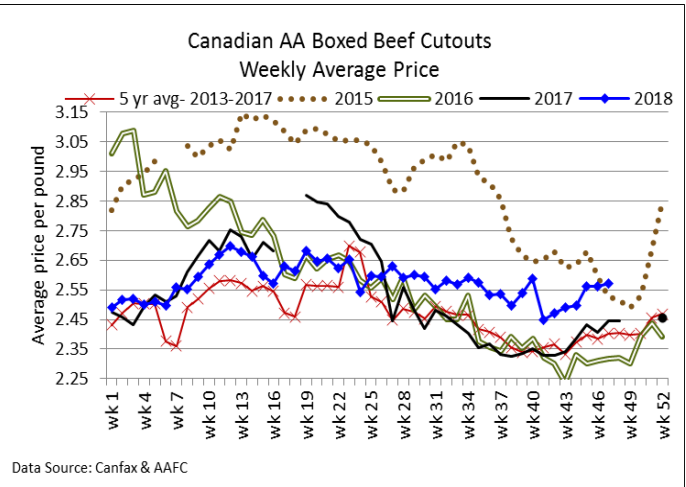
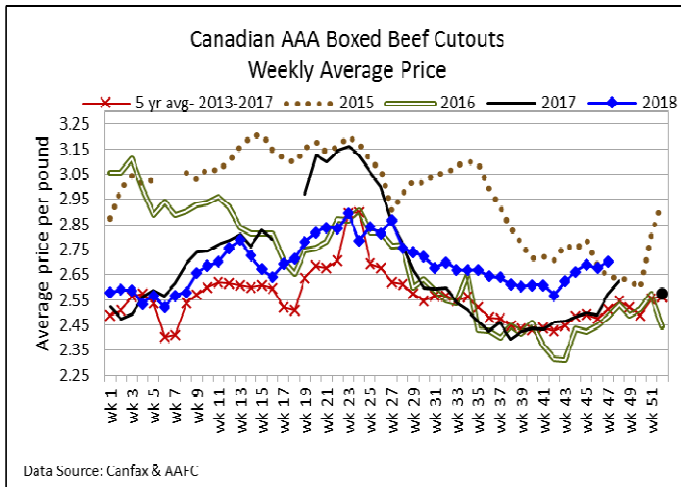
	Week Ending Dec 1, 2018	# of hd change from week ago	YTD	% Change (Week Ago)	% Change (Year Ago)
Grand Total	61,462	-4,357	2,791,448	-7%	+6%
Western Slaughter	47,886	-4,390	2,181,880	-8%	+7%
Eastern Slaughter	13,576	+33	609,568	+0%	+4%

AVERAGE CARCASS WEIGHTS – CANADA

	Steers	Heifers
Dec 1, 2018	923	853
Nov 24, 2018	928	866
Dec 2, 2017	925	838

USDA ESTIMATED CATTLE PROCESSING VOLUME

	Week Ending December 8, 2018	Previous Week	Year Ago
Grand Total	667,000	640,000	639,000



CANADIAN BOXED BEEF CUT-OUT VALUES

Week Ending	AAA	AA
November 23, 2018	2.7041	2.5723
November 16, 2018	2.6775	2.5621
November 9, 2018	2.6906	2.6403

U.S. BOXED BEEF CUT-OUT VALUES (U.S. funds)

	Choice 600-900	Select 600-900
Cutout Values (noon estimate):	215.12	200.80
Change (from yesterday's close):	+0.83	+0.30
Current Five Day Average:	213.43	198.46

U.S. TRADE (U.S. funds)

The U.S. cash cattle trade was light to moderate late Friday afternoon and carried on into the early evening, but prices were a little stronger. For the week, the USDA Mandatory Price Report listed live sales from \$114.00-\$119.00 with steers averaging \$118.11 up \$1.01 from the previous week, while heifers averaged \$117.84 up \$0.83. On the rail steers and heifers traded from \$182.00-\$187.00 dressed, with steers weekly weighted average price at \$185.99 up \$2.61 from the week before, while heifers averaged \$186.19 up \$2.88.

Today the market was very quiet as new show lists were distributed. This week's offering is mixed with larger volumes in Kansas and Colorado while Texas and Nebraska have fewer cattle on offer. Bids and asking prices are unestablished at this time.

Choice and Select Steers and Heifers:	Live	114.00-119.00
	Rail	182.00-187.00

CHICAGO MERCANTILE EXCHANGE

Closing quotes on futures today were as follows:

Live Cattle		Feeder Cattle		Corn		Soybeans		Canadian \$	
\$/cwt US		\$/cwt US		\$/bu US		¢/bu			
Dec	117.57 -0.32	Jan	145.02 +0.65	Dec	3.742 +0.2	Jan	9.096 -7.0	Spot	74.56 -0.72
Feb	121.20 -0.32	Mar	142.75 +0.87	Mar	3.840 -1.4	Mar	9.226 -6.2	Dec	74.57 -0.72
Apr	123.60 -0.02	Apr	143.27 +0.75	May	3.912 -1.4	May	9.354 -6.2	Mar	74.73 -0.72
Jun	115.20 +0.10	May	143.45 +0.60	Jul	3.976 -1.4	Jul	9.472 -6.0	Jun	74.86 -0.73
Aug	112.40 +0.17	Aug	147.62 +0.52	Sep	3.984 -0.6	Aug	9.512 -5.6	Sep	74.97 -0.73
Oct	113.95 +0.32	Sep	147.42 +0.65	Dec	4.022 -0.6	Sep	9.520 -5.4	Dec	75.07 -0.75

Beef Farmers of Ontario, 130 Malcolm Road, Guelph, ON N1K 1B1 Phone: (519) 824-0334 Fax: (519) 824-1930 or email: markets@ontariobeef.com