



Daily Market Information Report – Monday, January 14, 2019

The following information is collected from various sources and disseminated by Beef Farmers of Ontario.

ONTARIO DIRECT TO PACKER RAILGRADE CATTLE TRADE

Prices are on a carcass weight basis before grade and weight discounts. (Prices regardless of delivery date).

A Grade Steers	248.00
A Grade Heifers	248.00

ONTARIO LIVE CATTLE TRADE

Today at **Ontario Stockyards Inc.:** 33 veal on offer

	Price Range	Top
Veal 600 lbs +	93.00-107.00	120.00

Veal sold at prices \$5.00 cwt lower.

At **Kawartha Lakes Community Sale Barn, January 12, 2019** – 124 cows, 6 bulls, 31 veal, 25 stockers

	Price Range	Avg.	Top
Cows	46.50-77.50	56.17	83.50
Bulls under 1600 lbs	N/T		
Bulls over 1600 lbs	55.00-84.00	74.23	84.00
Veal 600 lbs+	42.00-150.00	81.10	150.00
Veal 125 lbs & under	30.00-245.00	92.48	245.00

Veal sold on a steady market. Cows and bulls sold steady to stronger. *February 13, 2019 @ 10:00 am- Peterborough County Cattlemen's and Victoria County Beef Farmers Stocker Sale!*

ONTARIO STOCKER & FEEDER TRADE

Stocker sale at **Brussels Livestock: January 11, 2019** – 832 Stockers

Steers	Price Range	Average	Top	Heifers	Price Range	Average	Top
1000+	122.00-196.50	178.64	196.50	900+	145.00-168.75	158.30	178.00
900-999	186.00-204.00	194.78	204.00	800-899	152.00-171.50	162.56	171.50
800-899	189.00-192.00	190.82	192.00	700-799	130.00-151.00	141.94	151.00
700-799	180.00-213.75	199.84	213.75	600-699	151.00-167.00	160.28	167.00
600-699	199.00-226.50	210.75	235.00	500-599	123.00-171.00	152.92	171.00
500-599	196.00-236.00	220.22	260.00	400-499	120.00-162.00	142.48	175.00
400-499	191.00-235.00	221.40	247.00				
399-	217.00-239.00	222.73	240.00				

Calves sold on a higher market, while yearlings traded steady.

FEDERALLY INSPECTED CANADIAN PROCESSING

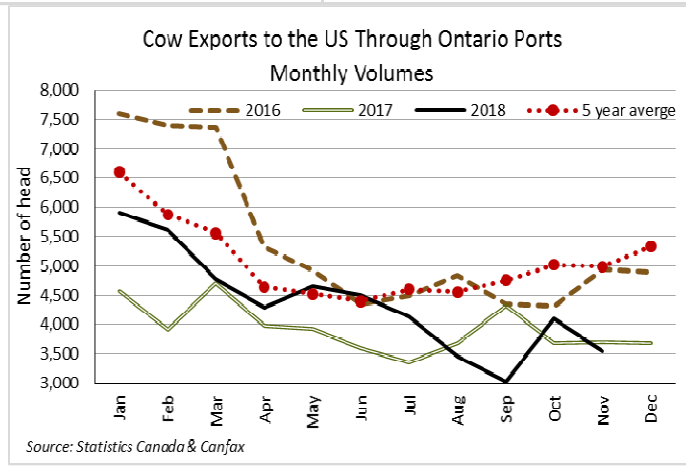
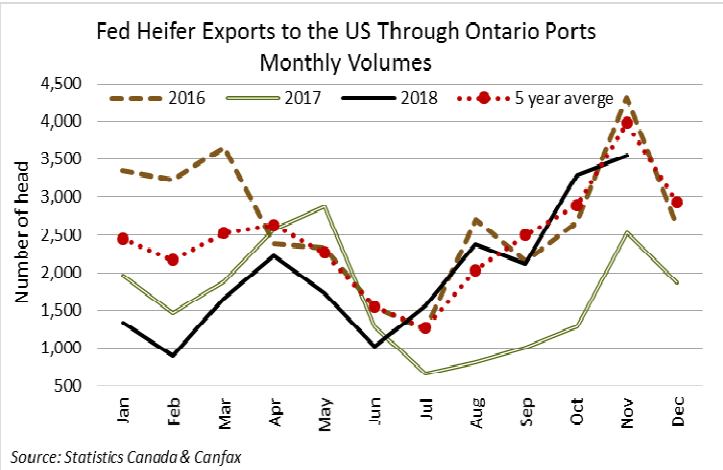
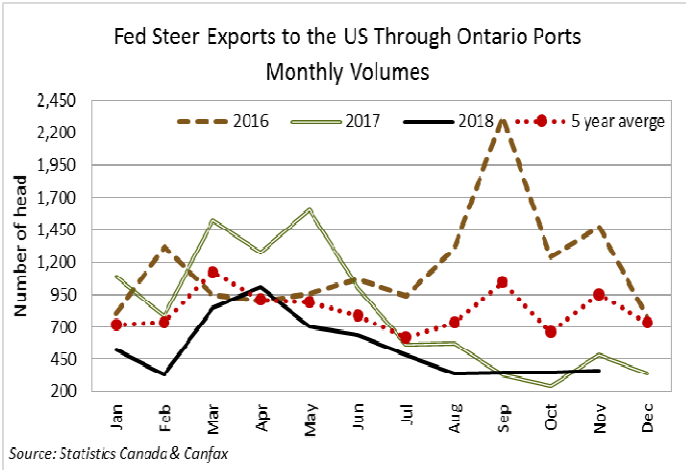
	<i>Week Ending January 5, 2019</i>	<i># of hd change from week ago</i>	<i>YTD</i>	<i>% Change (Week Ago)</i>	<i>% Change (Year Ago)</i>
Grand Total	47,766	+5,918	47,766	+14%	+17%
Western Slaughter	37,129	+2,938	37,129	+9%	+21%
Eastern Slaughter	10,637	+2,980	10,637	+39%	+6%

AVERAGE CARCASS WEIGHTS – CANADA

	Steers	Heifers
Jan 5, 2019	928	862
Dec 29, 2018	934	837
Jan 6, 2018	912	836

LIVE CATTLE EXPORTS-ONTARIO

	Week ending Dec 29, 2018	Week ending Dec 22, 2018	Year to Date
Total live slaughter cattle exported from Ontario to the U.S.	1,458	3,023	117,686
Steers & Heifers & Cows	1,253	2,876	102,801
Bulls	205	147	14,855



USDA ESTIMATED CATTLE PROCESSING VOLUME

	Week Ending January 12, 2019	Previous Week	Year Ago
Grand Total	626,000	520,000	612,000

CANADIAN BOXED BEEF CUT-OUT VALUES

Week Ending	AAA	AA
December 21, 2018	2.7634	2.7041
December 14, 2018	2.8235	2.6981
December 7, 2018	2.7372	2.6104

U.S. BOXED BEEF CUT-OUT VALUES (U.S. funds)

	Choice 600-900	Select 600-900
Cutout Values (noon estimate):	211.958	205.37
Change (from yesterday's close):	-0.51	-0.90
Current Five Day Average:	213.70	207.19

U.S. TRADE (U.S. funds)

The U.S. cash cattle trade was light to moderate last week with prices for the week, reported by the Mandatory Price Report, from \$120.00-125.00 live with steers averaging \$123.71 up \$1.16 from the previous week, while heifers averaged \$123.49 up \$0.99 on average. On the rail steers and heifers traded from \$194.00-\$197.00 dressed, with steers averaging \$196.78 up \$2.14 from the previous week, with heifers averaging \$196.80 up \$2.07 from the previous week on average. Today, the market was quiet as new show lists were distributed. This week's offering is reported to be smaller in Texas and Nebraska, steady in Colorado and larger in Kansas. Asking prices are bids are unestablished.

Choice and Select Steers and Heifers:	Live	120.00-125.00
	Rail	194.00-197.00

CHICAGO MERCANTILE EXCHANGE

Closing quotes on futures today were as follows:

Live Cattle			Feeder Cattle			Corn		Soybeans		Canadian \$				
\$/cwt US			\$/cwt US			\$/bu US		¢/bu						
Feb	125.42	+0.45	Jan	144.85	-1.27	Mar	3.784	+0.2	Jan	8.906	-8.4	Spot	75.37	+0.02
Apr	126.67	+0.30	Mar	144.40	-0.50	May	3.870	+0.2	Mar	9.034	-6.6	Mar	75.48	+0.01
Jun	117.17	-0.02	Apr	145.15	-0.60	Jul	3.946	+0.4	May	9.172	-6.4	Jun	75.63	+0.01
Aug	113.97	-0.30	May	145.17	-0.87	Sep	3.980	+0.6	Jul	9.300	-6.2	Sep	75.77	+0.02
Oct	115.70	-0.42	Aug	149.25	-0.65	Dec	4.022	+0.6	Aug	9.352	-6.0	Dec	75.89	+0.02
Dec	118.00	-0.25	Sep	149.22	-0.67	Mar	4.112	+0.4	Sep	9.384	-5.6	Mar	75.99	+0.03

Beef Farmers of Ontario, 130 Malcolm Road, Guelph, ON N1K 1B1 Phone: (519) 824-0334 Fax: (519) 824-1930 or email: markets@ontariobeef.com