



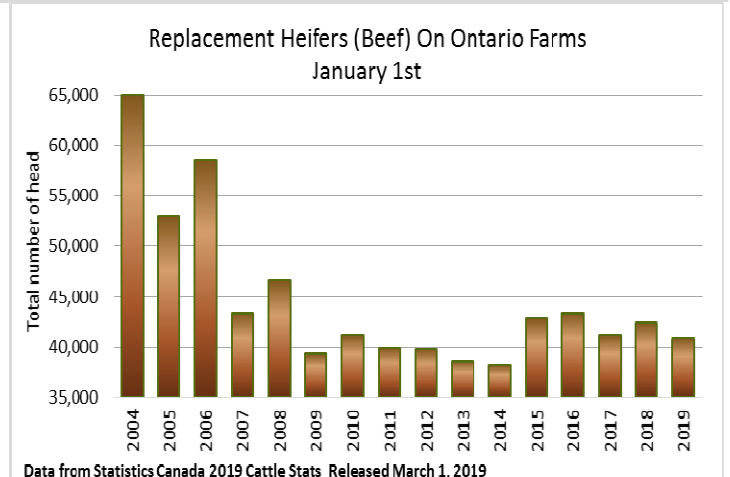
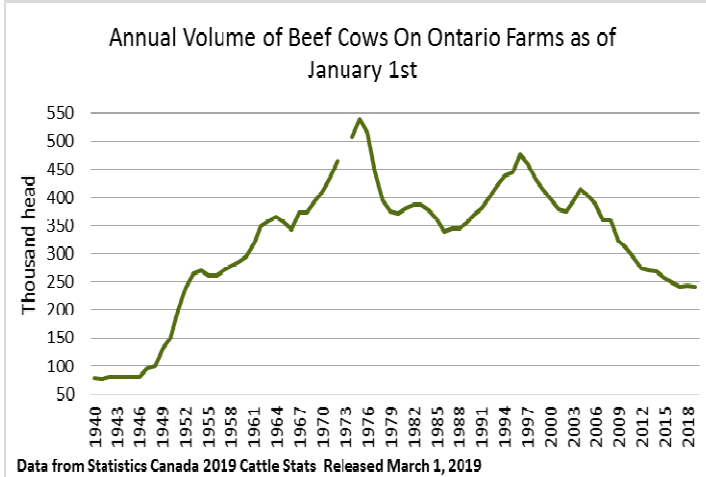
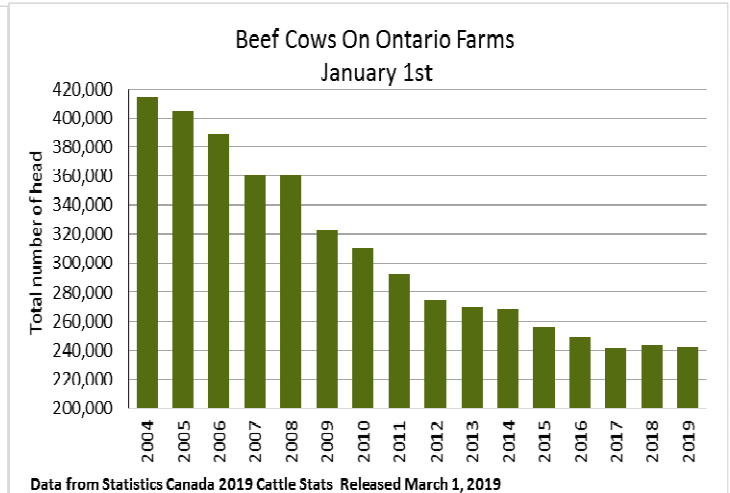
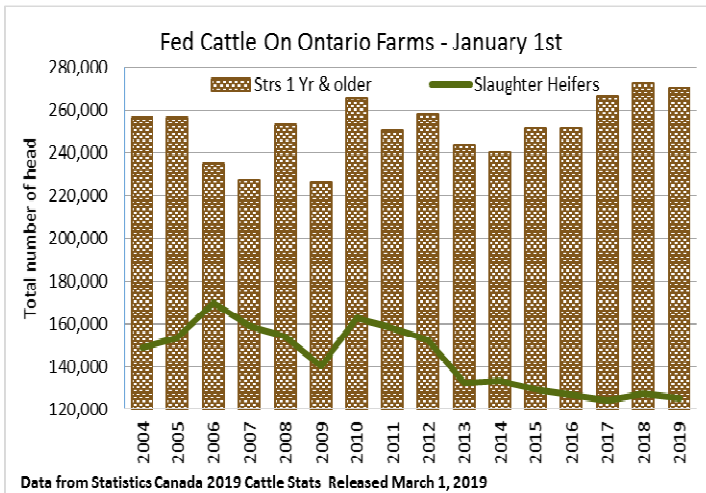
Daily Market Information Report – Monday, March 4, 2019

The following information is collected from various sources and disseminated by Beef Farmers of Ontario.

ONTARIO DIRECT TO PACKER RAILGRADE CATTLE TRADE

Prices are on a carcass weight basis before grade and weight discounts. (Prices regardless of delivery date).

A Grade Steers 250.00
A Grade Heifers 250.00



ONTARIO LIVE CATTLE TRADE

Today at **Ontario Stockyards Inc.:** 87 veal on offer

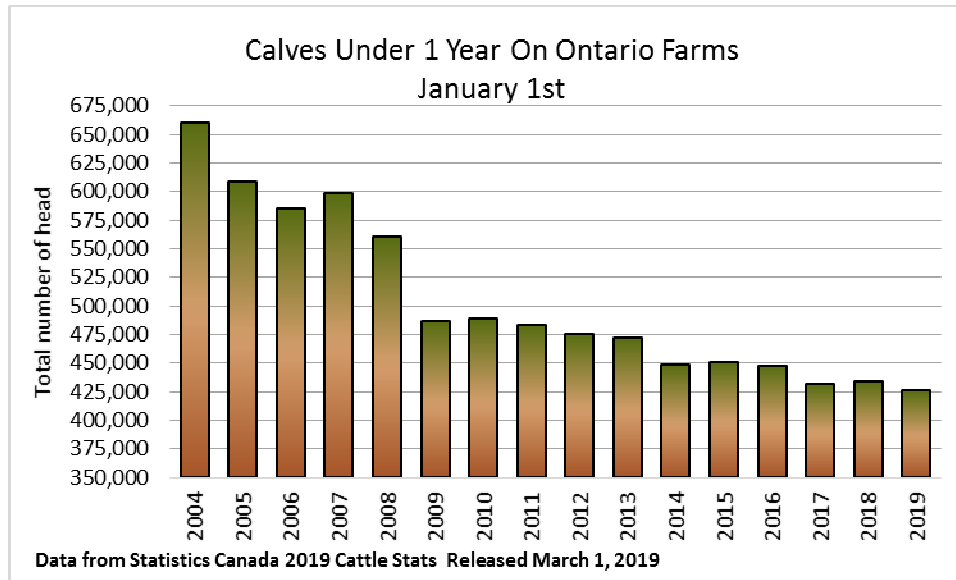
	Price Range	Top
Veal 600 lbs plus	86.00-98.00	120.00
Veal 451-600 lbs	N/T	

Veal sold on a stronger market. *Tuesday March 5th @ 11:00 am- Special Spring All Vaccinated Sale!*

At Kawartha Lakes Community Sale Barn, March 2, 2019 – 113 cows, 41 veal, 21 stockers, 4 bulls

	Price Range	Avg.	Top
Cows	51.00-74.50	60.34	79.50
Bulls over 1600 lbs	86.00-108.00	92.75	108.00
Veal 600 lbs+	84.00-111.00	93.82	111.00
Veal 126-300 lbs	40.00-120.00	68.89	120.00

Veal calves sold on a steady market. Stockers sold steady to strong and cows & bulls traded fully steady. *March 20th @ 10:00 am- Special Stoker Sale!*



ONTARIO STOCKER & FEEDER TRADE

Stocker sale at Brussels Livestock: March 1, 2019 – 1,204 Stockers

Steers	Price Range	Average	Top	Heifers	Price Range	Average	Top
1000+	141.00-175.50	157.90	175.50	900+	135.00-176.00	159.29	176.00
900-999	167.50-183.50	174.98	186.00	800-899	120.00-164.50	149.83	168.00
800-899	170.00-184.00	179.68	185.00	700-799	127.00-158.00	139.89	164.00
700-799	170.00-195.50	181.31	195.50	600-699	133.00-171.00	152.09	180.00
600-699	158.00-203.00	181.58	216.50	500-599	145.00-200.00	173.13	2300.00
500-599	161.00-217.00	190.70	239.00	400-499	130.00-166.00	144.03	192.00
400-499	165.00-220.00	184.39	252.00	300-399	140.00-205.00	165.56	205.00
399-	140.00-215.00	182.50	215.00				

Calves and yearlings sold steady on an active trade.

LIVE CATTLE EXPORTS-ONTARIO

	Week ending Feb 16, 2019	Week ending Feb 9, 2019	Year to Date
Total live slaughter cattle exported from Ontario to the U.S.	2,707	2,893	17,530
Steers & Heifers & Cows	2,504	2,593	16,034
Bulls	203	300	1,496

AVERAGE CARCASS WEIGHTS – CANADA

	Steers	Heifers
Feb 23, 2019	920	845
Feb 16, 2019	918	842
Feb 24, 2018	911	835

FEDERALLY INSPECTED CANADIAN PROCESSING

	Week Ending February 23, 2019	# of hd change from week ago	YTD	% Change (Week Ago)	% Change (Year Ago)
Grand Total	50,881	-9,554	445,354	-16%	+10%
Western Slaughter	38,635	-8,922	340,112	-19%	+12%
Eastern Slaughter	12,246	-632	105,242	-5%	+6%

USDA ESTIMATED CATTLE PROCESSING VOLUME

	Week Ending March 2, 2019	Previous Week	Year Ago
Grand Total	603,000	577,000	611,000

CANADIAN BOXED BEEF CUT-OUT VALUES

Week Ending	AAA	AA
February 8, 2019	2.7804	2.7117
February 1, 2019	2.8050	2.7252
January 25, 2019	2.7778	2.7001

U.S. BOXED BEEF CUT-OUT VALUES (U.S. funds)

	Choice 600-900	Select 600-900
Cutout Values (noon estimate):	223.40	217.81
Change (from yesterday's close):	+2.11	+1.02
Current Five Day Average:	219.99	24.63

U.S. TRADE (U.S. funds)

The U.S. cash cattle trade last week was light to moderate on Friday afternoon, with stronger prices. Sales for the week, reported by the USDA Mandatory Price Report, saw live trade range from \$127.00-\$131.00 with steers averaging \$128.22 up \$1.86 from the previous week, while heifers averaged \$128.06 up \$2.15 on average. On the rail trade ranged from \$202.00-\$207.00 dressed, with steers averaging \$205.07 up \$3.10 and heifers \$204.92 up \$2.66 from the previous week on average.

Today the market was quiet as both sides took inventory and the new show lists were distributed. This week's offering is seeing larger volumes in Texas and Nebraska while Kansas and Colorado have fewer cattle on offer. Asking prices and bids are unestablished with little business expected before the second half of the week.

Choice and Select Steers and Heifers:	Live	127.00-131.00
	Rail	202.00-207.00

CHICAGO MERCANTILE EXCHANGE

Closing quotes on futures today were as follows:

Live Cattle			Feeder Cattle			Corn			Soybeans			Canadian \$		
\$/cwt US			\$/cwt US			\$/bu US			¢/bu					
Apr	128.35	-1.20	Mar	141.20	-0.02	Mar	3.650	+1.0	Mar	9.032	+4.0	Spot	75.10	-0.10
Jun	119.80	-0.62	Apr	145.02	-0.02	May	3.746	+1.6	May	9.160	+4.4	Mar	75.13	-0.08
Aug	115.75	-0.52	May	147.12	+0.60	Jul	3.832	+1.6	Jul	9.300	+4.4	Jun	75.28	-0.08
Oct	116.60	-0.32	Aug	152.37	+0.97	Sep	3.890	+1.6	Aug	9.360	+4.4	Sep	75.43	-0.08
Dec	119.32	-0.15	Sep	153.22	+1.07	Dec	3.956	+1.4	Sep	9.404	+4.4	Dec	75.58	-0.08
Feb	120.42	-0.22	Oct	153.30	+0.97	Mar	4.062	+1.4	Nov	9.504	+4.6	Mar	75.72	-0.07

Beef Farmers of Ontario, 130 Malcolm Road, Guelph, ON N1K 1B1 Phone: (519) 824-0334 Fax: (519) 824-1930 or email: markets@ontariobeef.com