



## Daily Market Information Report – Monday, March 18, 2019

The following information is collected from various sources and disseminated by Beef Farmers of Ontario.

### ONTARIO DIRECT TO PACKER RAILGRADE CATTLE TRADE

Prices are on a carcass weight basis before grade and weight discounts. (Prices regardless of delivery date).

<b>A Grade Steers</b>	250.00-255.00
<b>A Grade Heifers</b>	250.00-254.00

### ONTARIO LIVE CATTLE TRADE

Today at **Ontario Stockyards Inc.:** 72 veal on offer

	Price Range	Top
<b>Veal 600 lbs plus</b>	72.00-90.00	130.00
<b>Veal 451-600 lbs</b>	N/T	

Good calves sold \$5.00-\$7.00 cwt lower. *Tuesday March 26th @ 11:00 am- Special Spring All Vaccinated Sale!*

At **Kawartha Lakes Community Sale Barn, March 16, 2019** – 126 cows, 40 veal, 21 stockers, 7 bulls

	Price Range	Avg.	Top
<b>Cows</b>	58.50-85.50	69.93	105.00
<b>Bulls over 1600 lbs</b>	80.00-97.00	89.31	97.00
<b>Veal 600 lbs+</b>	74.00-95.00	84.45	124.00

Veal sold on a steady market. Stockers also sold steady. Cows traded \$2.00-\$5.00 cwt higher while bulls were steady to last week. *March 20<sup>th</sup> @ 10:00 am- Special Stocker Sale!*

### ONTARIO STOCKER & FEEDER TRADE

Stocker sale at **Brussels Livestock: March 15, 2019** – 1,387 Stockers

<b>Steers</b>	<b>Price Range</b>	<b>Average</b>	<b>Top</b>	<b>Heifers</b>	<b>Price Range</b>	<b>Average</b>	<b>Top</b>
<b>1000+</b>	153.00-179.50	167.23	179.50	<b>900+</b>	126.50-158.00	138.32	170.00
<b>900-999</b>	135.00-172.00	155.26	178.00	<b>800-899</b>	112.00-172.25	144.28	172.25
<b>800-899</b>	153.00-185.00	172.57	195.00	<b>700-799</b>	140.00-177.50	161.87	187.00
<b>700-799</b>	165.00-195.50	179.50	195.50	<b>600-699</b>	140.00-169.00	154.27	169.00
<b>600-699</b>	170.00-203.00	189.26	208.00	<b>500-599</b>	120.00-187.00	160.23	187.00
<b>500-599</b>	152.00-215.00	191.90	232.00	<b>400-499</b>	112.00-160.00	140.44	170.00
<b>400-499</b>	170.00-220.00	201.83	234.00	<b>300-399</b>	140.00-175.00	160.00	175.00
<b>399-</b>	117.00-230.00	180.00	230.00				

Choice calves and yearlings sold steady while second cut types traded on an easier market.

### ONTARIO STOCKER & FEEDER TRADE SPECIAL SPRING SALES

Stocker sale at **Community Livestock Exchange, March 15, 2019**- 799 stockers

<b>Steers</b>	<b>Price Range</b>	<b>Average</b>	<b>Top</b>	<b>Heifers</b>	<b>Price Range</b>	<b>Average</b>	<b>Top</b>
<b>1000+</b>	150.00-170.99	167.10	170.99	<b>900+</b>	80.00-134.00	124.59	134.00
<b>900-999</b>	155.00-170.99	167.50	170.66	<b>800-899</b>	120.99-193.99	152.40	193.99
<b>800-899</b>	146.99-187.00	176.80	187.00	<b>700-799</b>	114.99-180.00	151.69	180.00
<b>700-799</b>	110.00-202.00	172.10	202.00	<b>600-699</b>	109.00-189.99	159.80	189.99
<b>600-699</b>	147.50-210.19	193.79	210.19	<b>500-599</b>	114.99-208.99	181.00	208.99
<b>500-599</b>	114.99-222.00	189.19	222.00	<b>400-499</b>	119.99-212.00	174.10	212.00
<b>400-499</b>	122.50-231.00	199.39	231.00	<b>300-399</b>			

Quinte Cattlemen's Association – Spring Stocker Sale- 90%+ vaccinated. Top quality cattle sold on a steady demand while plain cattle were under great pressure. Overall steer price averages were moderately below the Ontario average while heifer price averages were somewhat higher in most weight categories. There were 31 purchasing buyers and 61 consignors. *May 3rd @ 11:00 am- Next Quinte Cattlemen's Spring Stocker Sale!*

### LIVE CATTLE EXPORTS-ONTARIO

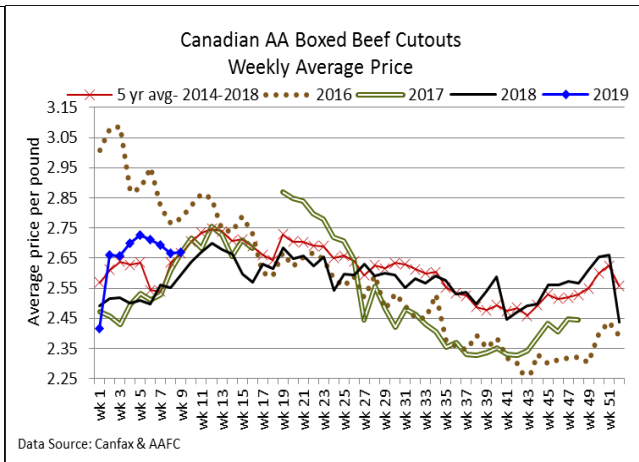
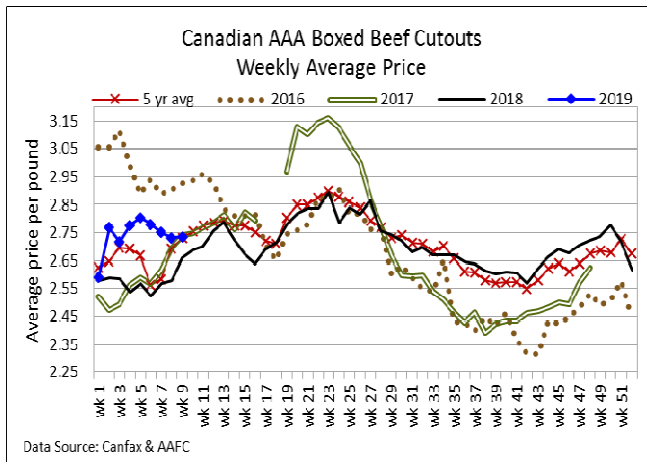
	Week ending Mar 2, 2019	Week ending Feb 23, 2019	Year to Date
Total live slaughter cattle exported from Ontario to the U.S.	2,484	3,040	23,054
Steers & Heifers & Cows	2,408	2,768	21,205
Bulls	81	272	1,849

### AVERAGE CARCASS WEIGHTS – CANADA

	Steers	Heifers
Mar 9, 2019	916	857
Mar 2, 2019	912	843
Mar 10, 2019	917	836

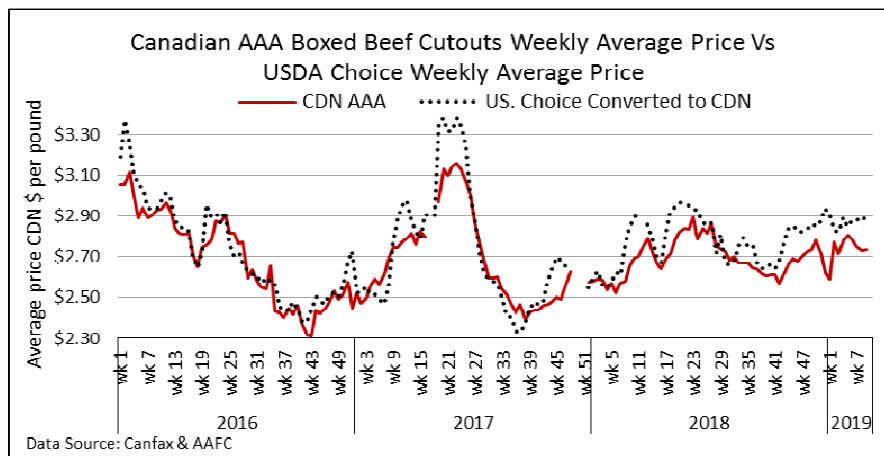
### FEDERALLY INSPECTED CANADIAN PROCESSING

	Week Ending Mar 9, 2019	# of hd change from week ago	YTD	% Change (Week Ago)	% Change (Year Ago)
Grand Total	62,248	+2,823	567,027	+5%	+10%
Western Slaughter	48,010	+2,136	433,996	+5%	+11%
Eastern Slaughter	14,238	+687	133,031	+5%	+6%



### CANADIAN BOXED BEEF CUT-OUT VALUES

Week Ending	AAA	AA
March 1, 2019	2.7358	2.6684
February 22, 2019	2.7325	2.6653
February 15, 2019	2.7520	2.6923
February 8, 2019	2.7804	2.7117



**USDA ESTIMATED CATTLE PROCESSING VOLUME**

	<b>Week Ending March 16, 2019</b>	<b>Previous Week</b>	<b>Year Ago</b>
<b>Grand Total</b>	593,000	603,000	601,000

**U.S. BOXED BEEF CUT-OUT VALUES (U.S. funds)**

	<b>Choice 600-900</b>	<b>Select 600-900</b>
<b>Cutout Values</b> (noon estimate):	228.24	218.04
<b>Change</b> (from yesterday's close):	+1.25	+0.70
<b>Current Five Day Average:</b>	227.75	219.07

**U.S. TRADE (U.S. funds)**

The U.S. cash cattle trade was slightly easier last week with the Mandatory Price Report listing live sales from \$125.00-\$131.00, with steers averaging \$127.14 down \$1.01 from the previous week on average, while heifers averaged \$126.95 down \$1.06. On the rail trade ranged from \$203.00-\$207.00 dressed with steers averaging \$204.25 down \$0.82 from the week before, while heifers averaged \$204.09 down \$0.69.

Today the market was very quiet as both sides took inventory and new show lists were distributed. This week's offering is lighter in volume than last week in most feeding states, with just Texas noting larger volumes, as many states deal with historic flooding and major losses including animals following last week's severe storms. Active trade is not expected to develop until the second half of the week.

<b>Choice and Select Steers and Heifers:</b>	Live	N/T
	Rail	N/T

**CHICAGO MERCANTILE EXCHANGE**

*Closing quotes on futures today were as follows:*

<b>Live Cattle</b>			<b>Feeder Cattle</b>			<b>Corn</b>		<b>Soybeans</b>		<b>Canadian \$</b>				
\$/cwt US			\$/cwt US			\$/bu US		¢/bu						
<b>Apr</b>	128.32	-0.77	<b>Mar</b>	141.65	+0.32	<b>May</b>	3.714	-1.6	<b>May</b>	9.056	-3.4	<b>Spot</b>	74.90	-0.03
<b>Jun</b>	122.57	+0.65	<b>Apr</b>	146.30	-0.62	<b>Jul</b>	3.806	-1.4	<b>Jul</b>	9.192	-3.6	<b>Mar</b>	74.91	-0.02
<b>Aug</b>	118.10	+0.37	<b>May</b>	148.32	-0.12	<b>Sep</b>	3.874	-1.2	<b>Aug</b>	9.254	-3.2	<b>Jun</b>	75.07	-0.02
<b>Oct</b>	118.12	+0.22	<b>Aug</b>	153.87	+0.32	<b>Dec</b>	3.946	-1.2	<b>Sep</b>	9.300	-3.2	<b>Sep</b>	75.23	-0.02
<b>Dec</b>	120.67	+0.27	<b>Sep</b>	154.42	+0.42	<b>Mar</b>	4.056	-1.2	<b>Nov</b>	9.390	-3.4	<b>Dec</b>	75.38	-0.01
<b>Feb</b>	121.95	+0.17	<b>Oct</b>	154.22	+0.40	<b>May</b>	4.110	-1.2	<b>Jan</b>	9.472	-3.4	<b>Mar</b>	75.55	-0.01

Beef Farmers of Ontario, 130 Malcolm Road, Guelph, ON N1K 1B1 Phone: (519) 824-0334 Fax: (519) 824-1930 or email: [markets@ontariobeef.com](mailto:markets@ontariobeef.com)