



Daily Market Information Report – Monday, March 25, 2019

The following information is collected from various sources and disseminated by Beef Farmers of Ontario.

ONTARIO DIRECT TO PACKER RAILGRADE CATTLE TRADE

Prices are on a carcass weight basis before grade and weight discounts. (Prices regardless of delivery date).

A Grade Steers No trade/bids reported
A Grade Heifers No trade/bids reported

ONTARIO LIVE CATTLE TRADE

Today at **Ontario Stockyards Inc.:** 87 veal on offer

	Price Range	Top
Veal 600 lbs plus	78.00-92.00	126.00

Veal sold on a steady market. *Tuesday March 26th @ 11:00 am- Special Spring All Vaccinated Sale with 900 head expected!*

At **Kawartha Lakes Community Sale Barn, March 23, 2019** – 177 cows, 25 veal, 46 stockers, 6 bulls

	Price Range	Avg.	Top
Cows	56.00-83.00	66.21	90.00
Bulls under 1600 lbs	57.50-85.00	67.96	85.00
Bulls over 1600 lbs	90.00-107.00	98.79	107.00
Veal 600 lbs+	75.00-120.00	82.32	120.00

All classes of cattle sold on a strong demand at steady to higher prices. *April 3rd @ 7:00 pm- Bred Cow Sale!*
April 17th @ 10:00 am- Spring Stocker Sale!

ONTARIO STOCKER & FEEDER TRADE

Stocker sale at **Brussels Livestock: March 22, 2019** – 1,093 Stockers

Steers	Price Range	Average	Top	Heifers	Price Range	Average	Top
1000+	128.00-158.00	148.21	172.00	900+	140.00-162.00	149.25	163.00
900-999	145.75-181.00	164.95	183.50	800-899	140.00-174.00	163.01	174.00
800-899	173.00-188.50	182.71	188.50	700-799	148.00-184.50	169.61	184.50
700-799	183.00-200.00	190.92	200.00	600-699	148.00-187.50	168.75	188.00
600-699	189.00-221.00	203.90	227.00	500-599	137.00-170.00	159.00	192.00
500-599	211.00-234.00	220.68	234.00	400-499	150.00-185.00	173.67	185.00
400-499	172.00-230.00	205.12	239.00				
399-	185.00-227.00	208.00	227.00				

All cattle sold on a strong active trade with calves selling \$5.00-\$10.00 cwt higher and yearlings \$3.00-\$5.00 cwt higher.

LIVE CATTLE EXPORTS-ONTARIO

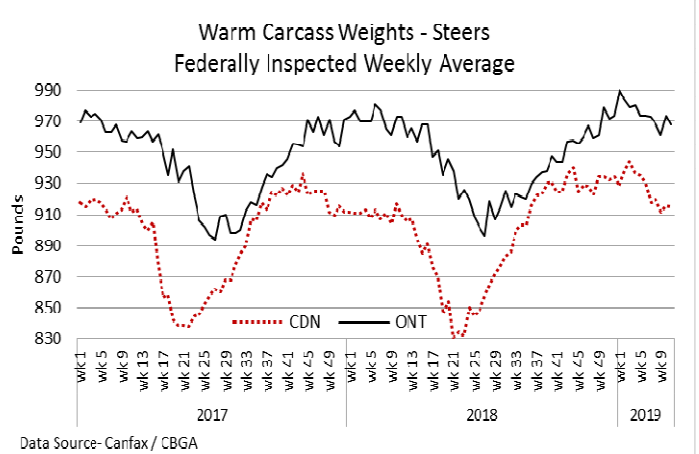
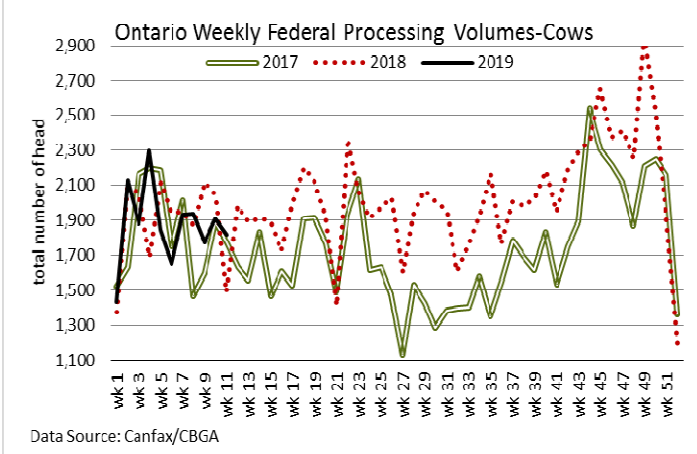
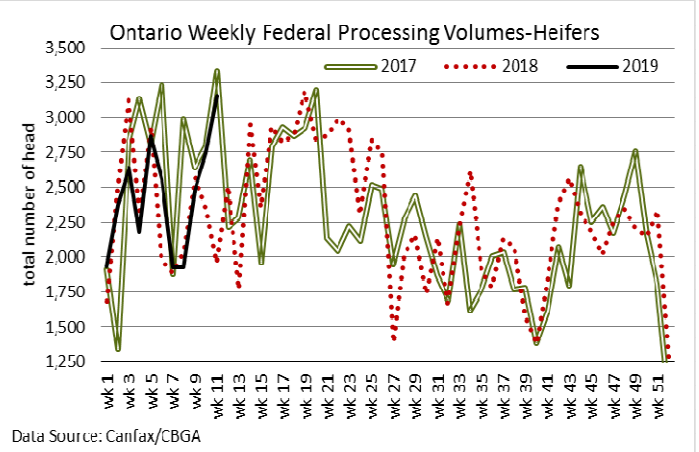
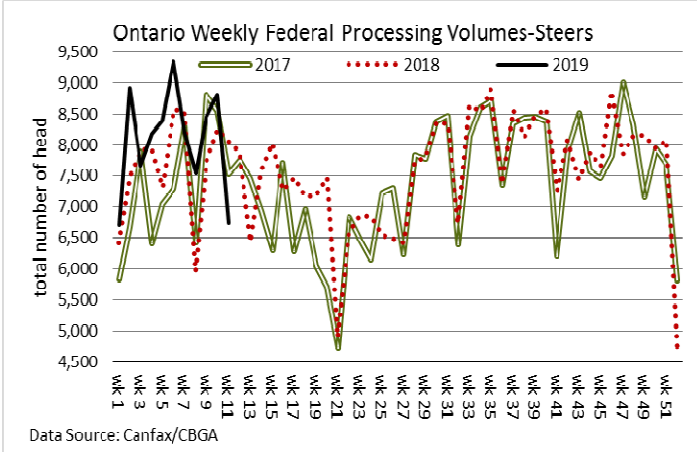
	Week ending Mar 9, 2019	Week ending Mar 2, 2019	Year to Date
Total live slaughter cattle exported from Ontario to the U.S.	2,839	2,484	25,893
Steers & Heifers & Cows	2,713	2,408	23,918
Bulls	126	81	1,975

AVERAGE CARCASS WEIGHTS – CANADA

	Steers	Heifers
Mar 16, 2019	915	850
Mar 9, 2019	916	857
Mar 17, 2019	909	834

FEDERALLY INSPECTED CANADIAN PROCESSING

	Week Ending Mar 16, 2019	# of hd change from week ago	YTD	% Change (Week Ago)	% Change (Year Ago)
Grand Total	60,217	-2,031	627,244	+5%	+9%
Western Slaughter	47,737	-273	481,733	+5%	+11%
Eastern Slaughter	12,480	-1,758	145,511	+5%	+5%



CANADIAN BOXED BEEF CUT-OUT VALUES

Week Ending	AAA	AA
March 1, 2019	2.7358	2.6684
February 22, 2019	2.7325	2.6653
February 15, 2019	2.7520	2.6923
February 8, 2019	2.7804	2.7117

USDA ESTIMATED CATTLE PROCESSING VOLUME

	Week Ending March 23, 2019	Previous Week	Year Ago
Grand Total	631,000	597,000	611,000

U.S. BOXED BEEF CUT-OUT VALUES (U.S. funds)

	Choice 600-900	Select 600-900
Cutout Values (noon estimate):	228.82	219.33
Change (from yesterday's close):	-0.27	+0.69
Current Five Day Average:	228.95	218.66

U.S. TRADE (U.S. funds)

The U.S. cash cattle trade was stronger last week as the south was up around \$1.00 cwt at \$128.00 live, with greater price advances happening in the north. The USDA Mandatory price report for the week listed live sales from \$126.00-\$133.00, with the top end in the north late Friday. The live steer weekly weighted average price was \$128.96 up \$1.82, while heifers averaged \$128.61 up \$1.66. In the north railgrade prices ranged from \$203.00-\$209.00 dressed, with steers averaging \$207.64 up \$3.39, while heifers averaged \$207.59 up \$3.50. Today the market was quiet as both sides took inventory and new show lists were distributed. This week's offering appears to be lower in Texas but larger in volume in all other feeding states. Bids and asking prices are not expected to be established before Tuesday at the earliest.

Choice and Select Steers and Heifers: Live N/T
 Rail N/T

CHICAGO MERCANTILE EXCHANGE

Closing quotes on futures today were as follows:

Live Cattle		Feeder Cattle		Corn		Soybeans		Canadian \$	
\$/cwt US		\$/cwt US		\$/bu US		¢/bu			
Apr	127.57 -2.15	Mar	142.17 -0.82	May	3.796 +1.4	May	9.064 +2.6	Spot	74.56 +0.01
Jun	121.12 -2.37	Apr	146.20 -2.60	Jul	3.892 +1.6	Jul	9.200 +2.6	Jun	74.72 +0.01
Aug	117.97 -2.05	May	150.70 -3.35	Sep	3.952 +2.0	Aug	9.260 +2.6	Sep	74.88 +0.01
Oct	119.37 -1.47	Aug	157.20 -2.12	Dec	4.016 +1.6	Sep	9.306 +2.2	Dec	75.02 +0.00
Dec	122.27 -1.05	Sep	158.52 -1.42	Mar	4.116 +1.4	Nov	9.396 +2.2	Mar	75.16 -0.00
Feb	123.87 -0.72	Oct	159.07 -0.85	May	4.166 +1.6	Jan	9.474 +2.4	Jun	75.29 +0.00

Beef Farmers of Ontario, 130 Malcolm Road, Guelph, ON N1K 1B1 Phone: (519) 824-0334 Fax: (519) 824-1930 or email: markets@ontariobeef.com