



Daily Market Information Report – Monday, April 8, 2019

The following information is collected from various sources and disseminated by Beef Farmers of Ontario.

ONTARIO DIRECT TO PACKER RAILGRADE CATTLE TRADE

Prices are on a carcass weight basis before grade and weight discounts. (Prices regardless of delivery date).

A Grade Steers No trade/bids reported
A Grade Heifers No trade/bids reported

ONTARIO LIVE CATTLE TRADE

Today at **Ontario Stockyards Inc.:** 42 veal on offer

	Price Range	Top
Veal 600 lbs plus	75.00-89.00	102.00

Veal sold on a barely steady market. *Tuesday April 16th @ 11:00 am- Special Spring All Vaccinated Sale!*

At **Kawartha Lakes Community Sale Barn, April 6, 2019** – 173 cows, 17 veal, 43 stockers, 10 bulls

	Price Range	Avg.	Top
Cows	55.50-85.50	66.20	90.00
Bulls over 1600 lbs	83.50-97.00	91.12	97.00
Veal 600 lbs+	72.00-94.00	78.57	99.00
Veal 125 lbs -	125.00-212.50	143.96	212.50

Veal sold on a steady market while cows and bulls traded strong. Stockers also sold strong. *April 17th @ 10:00 am- Spring Stocker Sale!*

ONTARIO STOCKER & FEEDER TRADE

Stocker sale at **Brussels Livestock: April 5, 2019** – 1,401 Stockers

Steers	Price Range	Average	Top	Heifers	Price Range	Average	Top
1000+	161.75-173.00	168.00	173.00	900+	149.00-173.75	161.06	181.00
900-999	165.00-184.00	174.97	187.25	800-899	144.00-172.50	163.21	172.50
800-899	178.00-200.00	189.97	200.00	700-799	149.50-177.00	163.22	182.50
700-799	172.00-209.00	194.80	210.00	600-699	157.00-197.00	177.14	206.00
600-699	204.00-232.50	218.04	242.00	500-599	170.00-211.50	188.35	211.50
500-599	194.00-247.00	227.12	247.00	400-499	145.00-200.00	168.07	207.00
400-499	197.00-245.00	225.47	260.00	300-399	150.00-210.00	182.31	210.00
399-	200.00-216.00	210.44	222.00				

Calves sold actively at steady prices with grass type calves selling at a premium. Yearlings sold steady. *Friday April 19th sale is moved to Saturday April 20th due to Good Friday.*

LIVE CATTLE EXPORTS-ONTARIO

	Week ending Mar 23, 2019	Week ending Mar 16, 2019	Year to Date
Total live slaughter cattle exported from Ontario to the U.S.	3,173	2,897	31,963
Steers & Heifers & Cows	2,859	2,570	29,347
Bulls	314	327	2,616

AVERAGE CARCASS WEIGHTS – CANADA

	Steers	Heifers
Mar 30, 2019	918	842
Mar 23, 2019	914	845
Mar 31, 2018	907	821

FEDERALLY INSPECTED CANADIAN PROCESSING

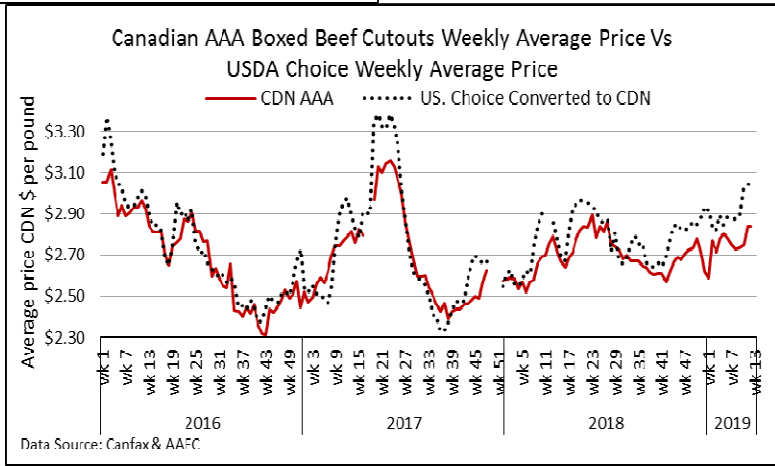
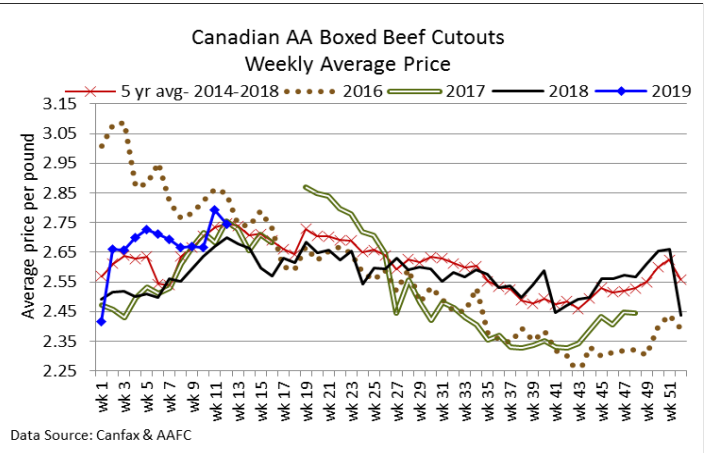
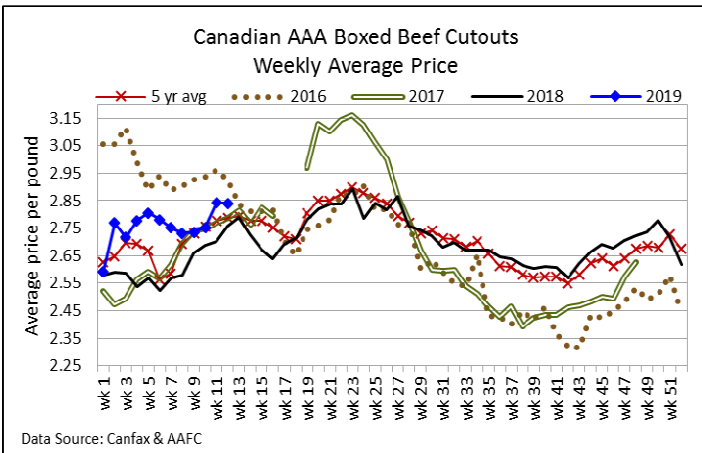
	Week Ending Mar 30, 2019	# of hd change from week ago	YTD	% Change (Week Ago)	% Change (Year Ago)
Grand Total	59,286	-2,245	748,161	-4%	+10%
Western Slaughter	45,708	-2,376	575,525	-5%	+12%
Eastern Slaughter	13,578	+31	172,636	0%	+6%

USDA ESTIMATED CATTLE PROCESSING VOLUME

	Week Ending April 6, 2019	Previous Week	Year Ago
Grand Total	621,000	614,000	615,000

CANADIAN BOXED BEEF CUT-OUT VALUES

Week Ending	AAA	AA
March 23, 2019	2.8399	2.7439
March 15, 2019	2.8422	2.7911
March 8, 2019	2.7524	2.6666



U.S. BOXED BEEF CUT-OUT VALUES (U.S. funds)

	Choice 600-900	Select 600-900
Cutout Values (noon estimate):	229.13	220.58
Change (from yesterday's close):	+2.20	+0.30
Current Five Day Average:+1.24	226.45	219.09

U.S. TRADE (U.S. funds)

The U.S. cash cattle trade on Friday was light in the north with live sales steady to the previous week, mostly \$126.00-\$128.00, and dressed deals down \$1.00 from \$204.00-\$206.00. Live sales in the south were mostly \$123.00-\$124.00 down \$2.00. For the week, the USDA Mandatory Price Report listed live sales from \$121.00-\$130.00, with the steers weekly weighted average price at \$125.30 down \$1.04, with heifers at \$125.01 down \$1.12 on average. On the rail prices ranged from \$200.00-\$206.00 dressed, with steers averaging \$204.41 down \$1.19 from the week before, while heifers averaged \$204.84 down \$0.68.

Today the market was very quiet as new show lists were distributed. This week's offering is a smaller in Kansas and Nebraska, larger in Colorado and steady in all other areas. Bids and asking prices are unestablished with little trade expected before the second half of the week.

Choice and Select Steers and Heifers: Live N/T
 Rail N/T

CHICAGO MERCANTILE EXCHANGE

Closing quotes on futures today were as follows:

Live Cattle		Feeder Cattle		Corn		Soybeans		Canadian \$	
\$/cwt US		\$/cwt US		\$/bu US		¢/bu			
Apr	125.80 -0.25	Apr	146.72 +0.57	May	3.600 -2.4	May	8.986 -0.2	Spot	75.12 +0.44
Jun	120.57 +0.22	May	150.57 +0.35	Jul	3.684 -2.4	Jul	9.116 -0.2	Jun	75.25 +0.44
Aug	117.72 +0.35	Aug	157.70 +0.97	Sep	3.772 -2.2	Aug	9.172 -0.4	Sep	75.40 +0.43
Oct	118.67 +0.55	Sep	159.00 +0.77	Dec	3.890 -1.0	Sep	9.220 -1.0	Dec	75.56 +0.44
Dec	122.55 +0.72	Oct	159.40 +0.42	Mar	4.026 -0.2	Nov	9.322 -0.4	Mar	75.69 +0.43
Feb	124.77 +0.82	Nov	159.27 +0.45	May	4.104 -0.2	Jan	9.422 -0.4	Jun	75.80 +0.44

Beef Farmers of Ontario, 130 Malcolm Road, Guelph, ON N1K 1B1 Phone: (519) 824-0334 Fax: (519) 824-1930 or email: markets@ontariobeef.com

OBCFPP LICENCE CHANGES

No Longer Licenced: Country Dealer- failed to apply:

Hamilton Livestock Inc, 4257 Hamilton Sideroad, RR 4, Almonte, Ontario, K0A 1A0

Mario Maciocia Et Fils Ltee, 131 Petit Etang, La Presentation, Quebec, J0H 1B0