



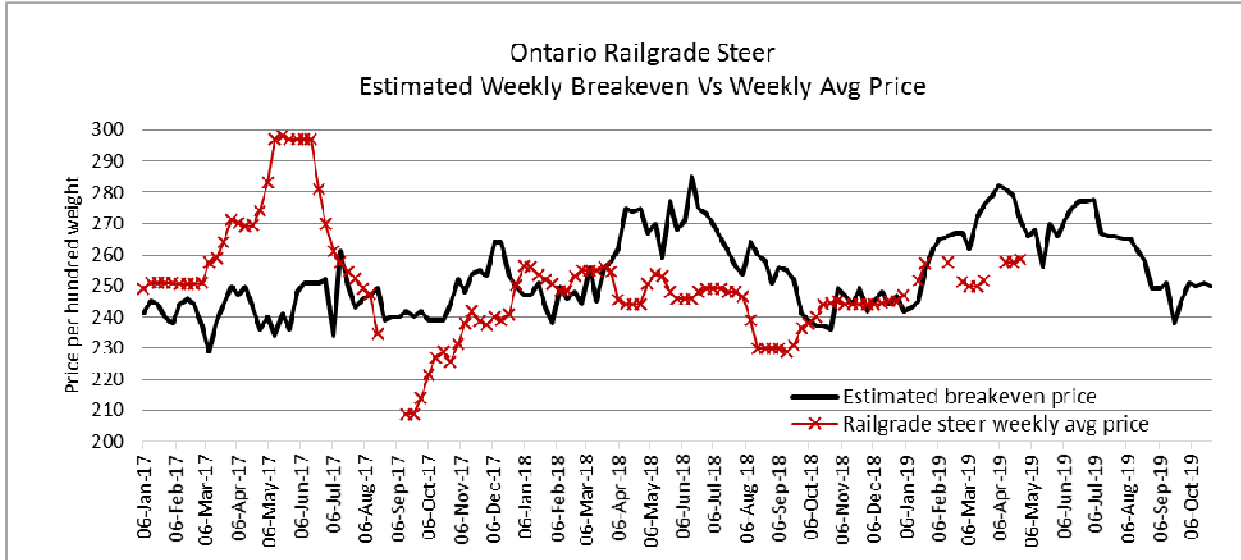
Daily Market Information Report – Friday April 26, 2019

The following information is collected from various sources and disseminated by Beef Farmers of Ontario.

ONTARIO DIRECT TO PACKER RAILGRADE CATTLE TRADE

Prices are on a carcass weight basis before grade and weight discounts. (Prices regardless of delivery date).

A Grade Steers 257.00-260.00
A Grade Heifers 257.00-260.00



The information provided on this report is based on weighted averages for actual data collected. Input costs are a guideline only and will vary from producer to producer. BFO does not take any responsibility and accepts no legal liability arising from or connected to damages or losses experienced by producers when using this information. This is to be used at your own risk.

ONTARIO LIVE CATTLE TRADE

Today at **Brussels Livestock: 2,550** stockers (1,200 yearlings left to sell at time of reporting)

Steers	Price Range	Average	Top	Heifers	Price Range	Average	Top
1000+	140.00-160.00	145.25	160.00	900+	128.00-148.00	133.00	148.00
900-999	159.00			800-899	87.00-169.00	138.77	169.00
800-899	137.00-194.00	171.75	194.00	700-799	158.00-178.00	166.87	178.00
700-799	148.00-218.00	195.31	218.00	600-699	140.00-187.00	165.55	195.00
600-699	175.00-236.00	209.57	239.00	500-599	145.00-209.00	182.34	231.50
500-599	170.00-248.00	206.29	260.00	400-499	140.00-210.00	168.89	210.00
400-499	195.00-255.00	230.52	260.00	300-399	110.0-175.00	159.00	175.00
399-	110.00-210.00	174.29	235.00				

Calves are selling actively on a steady market, with grass types trading at a premium. Yearlings were not sold at time of reporting due to the size of the sale. Final results will be posted on Monday's report.

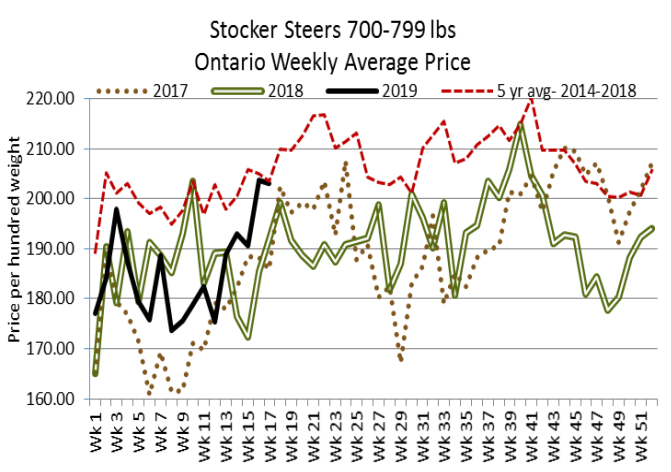
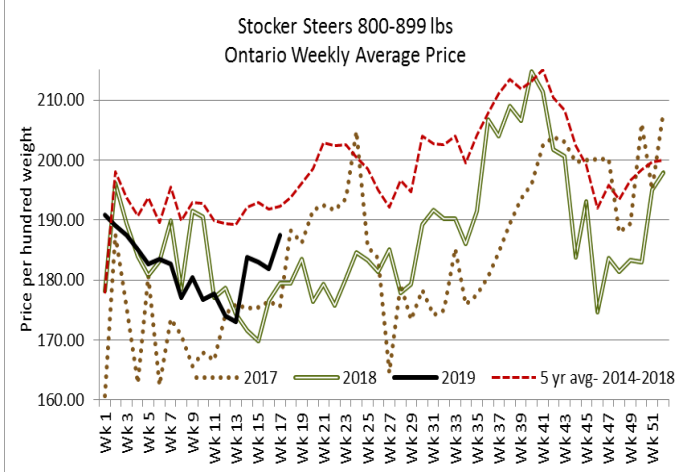
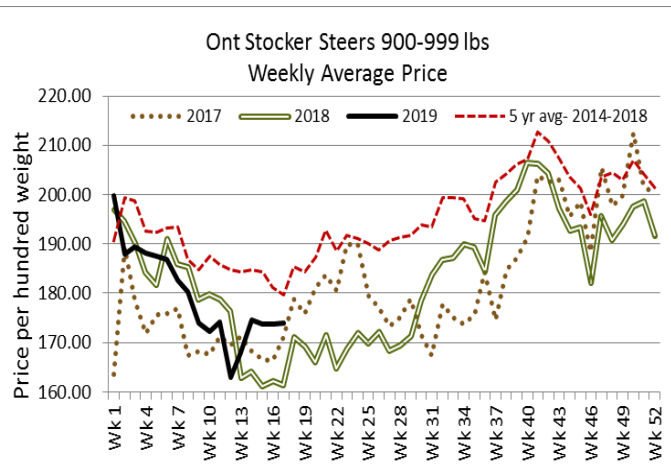
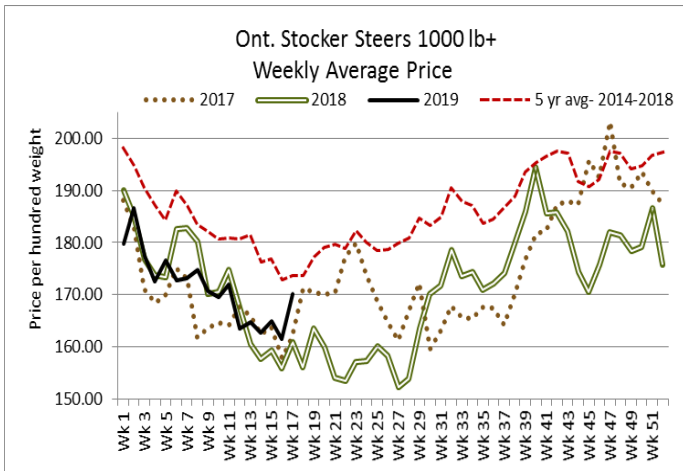
Today at **Keady Livestock Market: 1,107** stockers

Steers	Price Range	Average	Top	Heifers	Price Range	Average	Top
1000+	161.25-166.50	162.15	173.00	900+	144.00-165.00	154.14	167.00
900-999	171.00-190.00	182.78	190.00	800-899	166.00-167.50	166.93	167.50
800-899	194.00-204.50	202.86	204.50	700-799	174.50-181.75	178.53	181.75
700-799	201.00-227.00	214.92	227.00	600-699	188.50-195.00	192.17	195.00
600-699	228.50-252.00	238.63	252.00	500-599	192.00-213.00	201.29	213.00
500-599	232.50-247.00	241.63	250.00	400-499	160.00-205.00	193.75	205.00

Special grass cattle and heavy replacement sale. All weights and classes sold on a fully steady market.

Ontario auction sales on **Thursday** saw weighted prices for:

	Volume	Price Range	Average	Top
Large & Medium Frame Fed Steers +1250 lbs	63	106.50-160.00	142.57	161.00
Large & Medium Frame Fed Heifers +1000 lbs	49	105.00-153.75	135.46	155.25
Fed steers, dairy and dairy cross	73	89.45-111.82	101.52	115.00
Cows	705	55.49-71.39	63.74	108.00
Bulls under 1600 lbs	2	60.00-83.00	71.50	83.00
Bulls over 1600 lbs	15	85.17-111.3	100.43	112.00
Veal +600 lbs	209	78.64-106.00	93.26	200.00
Veal Calves 125 lbs & under	29	44.00-150.00	118.79	295.00



Stocker sale at: **Ontario Livestock Exchange, April 25, 2019– 371 Stockers**

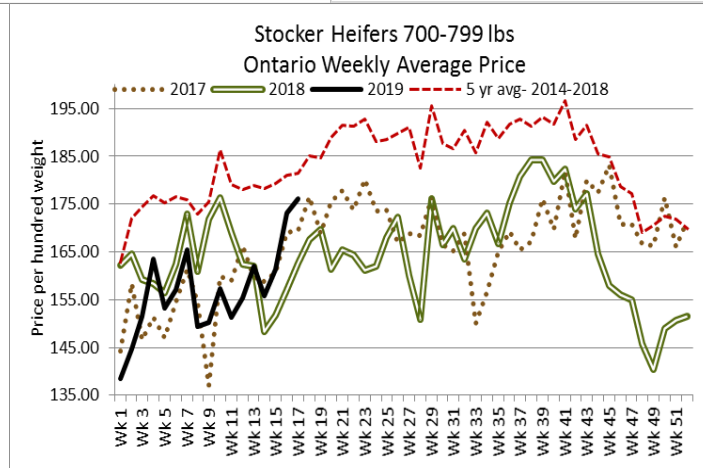
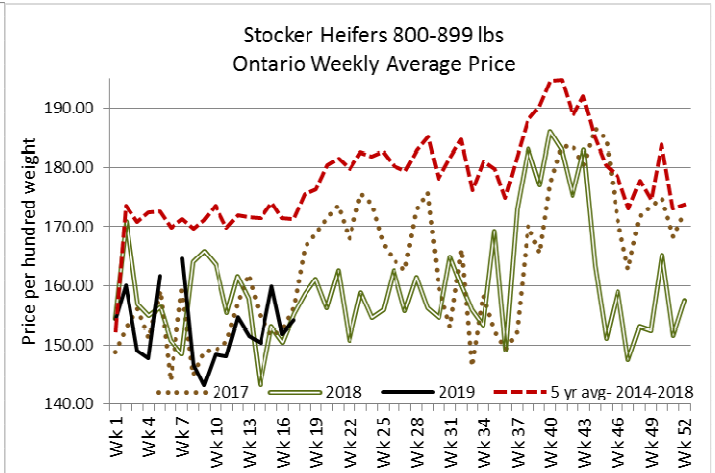
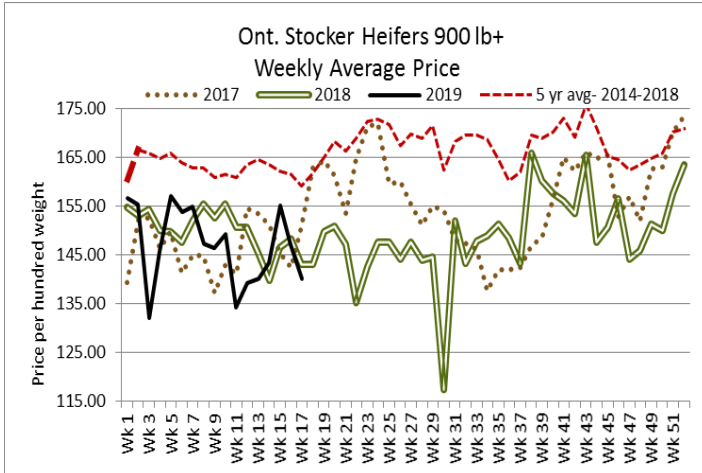
Steers	Price Range	Average	Top	Heifers	Price Range	Average	Top
1000+	125.00-155.00	138.95	155.00	900+	90.00-139.00	123.03	139.00
900-999	140.00-170.00	162.33	170.00	800-899	62.50-148.00	102.57	155.00
800-899	171.00-190.00	183.34	190.00	700-799	135.00-166.00	160.30	166.00
700-799	123.00-186.00	165.29	186.00	600-699	105.00-177.50	142.12	177.50
600-699	130.00-200.00	171.08	200.00	500-599	120.00-184.00	158.82	198.00
500-599	137.50-240.00	186.16	240.00	400-499	122.50-170.00	157.88	240.00
400-499	147.50-217.50	195.83	217.50	300-399	135.00-180.00	158.00	185.00
399-	192.50-252.50	233.89	252.50				

Stockers sold on a good active trade at firm prices.

Stocker sale at **Ontario Stockyards Inc., April 25, 2019– 950** Stockers

Steers	Price Range	Average	Top	Heifers	Price Range	Average	Top
1000+	139.00-160.00	142.52	160.00	900+	90.00-166.00	118.52	166.00
900-999	142.50-187.00	171.87	187.00	800-899	165.00-159.00	166.14	174.00
800-899	168.00-201.75	188.62	211.00	700-799	160.00-199.00	180.53	199.00
700-799	187.00-224.00	212.69	224.00	600-699	160.00-210.50	184.48	210.50
600-699	203.00-238.50	225.83	238.50	500-599	140.00-216.00	176.73	227.00
500-599	217.50-261.00	239.36	275.00	400-499	117.50-190.00	159.26	219.00
400-499	230.00-290.00	256.97	290.00	300-399	120.00-172.50	145.37	192.50
399-	250.00-303.00	276.55	303.00				

A good active trade on replacements, with grass types selling fully steady to \$10.00 cwt higher. All others sold fully steady.



U.S. BOXED BEEF CUT-OUT VALUES (U.S. funds)

	Choice	Select
600-900	232.90	218.96
Cutout Values (noon estimate):	232.90	218.96
Change (from yesterday's close):	-0.03	-0.79
Current Five Day Average:	233.62	220.88

QUEBEC ELECTRONIC AUCTION MARKET (F.O.B. THE FEEDLOT)

	Price	Change from Last Week
For the week ending April 25, 2019	259.00-261.25	+0.17

ALBERTA DIRECT TRADE

Alberta's direct trade was steady to stronger this week notes Canfax, with dressed deals from \$270.00-\$273.00 delivered on Wednesday and \$273.00 on Thursday. On a picked up basis Canfax reported prices from \$265.00-\$272.50 dressed, with steers averaging \$270.71 up \$3.33 from last week's average price, while heifers averaged \$269.73 up \$1.98 from last week. Canfax reports: "Cattle that were bought this week were being scheduled for the week of May 13th and May 20th delivery. Stronger prices week over week and stronger basis levels did encourage producers to market cattle. Fed cattle prices established new annual highs this week."

Steers	Live FOB	N/T	Rail FOB	268.50-272.50
Heifers	Live FOB	N/T	Rail FOB	265.00-272.50

U.S. TRADE (U.S. funds)

The U.S. cash cattle trade on Thursday saw moderate to active trade develop in the north with easier prices, however last week the north was at a premium to the south. Sales on Thursday ranged from \$200.00-\$208.00 dressed, averaging around \$204.00-\$205.00 down around \$3.00 from last week's average prices. Today the market is very quiet and it appears that this week's trade is completed.

Choice and Select Steers and Heifers:	Live	122.00-130.00 (126.00 average)
	Rail	200.00-208.00 (204.00-205.00 average)

CHICAGO MERCANTILE EXCHANGE

Closing quotes on futures today were as follows:

Live Cattle			Feeder Cattle			Corn			Soybeans			Canadian \$		
Apr	124.55	+0.50	May	143.95	+0.40	May	3.512	+3.6	May	8.536	-5.4	Spot	74.28	+0.14
Jun	115.05	-0.32	Aug	152.85	-0.40	Jul	3.612	+4.0	Jul	8.670	-5.6	Jun	74.37	+0.13
Aug	112.65	-0.27	Sep	153.85	-0.47	Sep	3.694	+4.0	Aug	8.732	-5.4	Sep	74.52	+0.13
Oct	113.42	-0.45	Oct	154.47	-0.42	Dec	3.806	+3.4	Sep	8.782	-5.6	Dec	74.67	+0.13
Dec	117.47	-0.47	Nov	154.87	-0.37	Mar	3.954	+3.0	Nov	8.876	-5.4	Mar	74.81	+0.11
Feb	120.37	-0.42	Jan	152.17	-0.40	May	4.044	+2.6	Jan	8.980	-5.6	Jun	74.92	+0.12

Beef Farmers of Ontario, 130 Malcolm Road, Guelph, ON N1K 1B1 Phone: (519) 824-334 Fax: (519) 824-9161 or email: markets@ontariobeef.com

UPCOMING ONTARIO AUCTION MARKETS SPECIAL SALES

Apr 27	8:30 am	Rainy River Cattlemens- Stratton	Spring Stockers, Cull Cows, Bulls etc.
Apr 27	11:00 am	Denfield Livestock Exchange	Spring Stockers & Bred Cows, Cow/Calf Pairs
May 1	11:00 am	Kawartha Lakes Community Sale Barn	Peterborough/Victoria Counties Stocker Sale
May 1	1:00 pm	Ontario Livestock Exchange	All Vaccinated Stocker Sale
May 2	10:00 am	Warton-Grey Bruce Livestock	Spring Stocker Sale
May 3	11:00 am	Community Livestock Exchange	Quinte Cattlemen's Stocker Sale
May 4	10:00 am	Thessalon- Algoma Co-op Livestock Sale	Spring Stocker Sale
May 7	11:00 am	Ontario Stockyards Inc	Spring All Vaccinated Stocker Sale
May 8	10:00 am	Kawartha Lakes Community Sale Barn	Spring Stocker Sale
May 8	7:00 pm	Brussels Livestock	Bred Cow & Cow/Calf Pair Sale
May 11	11:00 am	Denfield Livestock Exchange	Spring Stockers & Bred Cows, Cow/Calf Pairs