



## Daily Market Information Report – Monday, May 6, 2019

The following information is collected from various sources and disseminated by Beef Farmers of Ontario.

### ONTARIO DIRECT TO PACKER RAILGRADE CATTLE TRADE

Prices are on a carcass weight basis before grade and weight discounts. (Prices regardless of delivery date).

<b>A Grade Steers</b>	257.00-260.00- limited packer interest
<b>A Grade Heifers</b>	257.00-260.00- limited packer interest

### ONTARIO LIVE CATTLE TRADE

Today at **Ontario Stockyards Inc.:** 74 veal on offer

	Price Range	Top
<b>Veal 600 lbs plus</b>	83.00-99.00	123.00

Good right weight veal calves and heavy veal calves sold higher. *Tuesday May 7<sup>th</sup> @ 11:00 am- Special Spring All Vaccinated Sale with 1,000 head expected!*

At **Kawartha Lakes Community Sale Barn, May 4, 2019** – 176 cows, 49 veal, 86 stockers, 6 bulls

	Price Range	Avg.	Top
<b>Cows</b>	57.00-95.00	72.90	105.00
<b>Bulls over 1600 lbs</b>	89.00-100.00	95.12	100.00
<b>Veal 600 lbs+</b>	69.00-97.00	80.46	105.00
<b>Veal 125 lbs -</b>	85.00-350.00	202.62	350.00

Veal sold steady with stockers traded strong. Cows and bulls sold on a strong demand. *May 8<sup>th</sup> & 15<sup>th</sup> @ 10:00 am- Spring Stocker Sale! May 22<sup>nd</sup> @ 7:00 pm- Bred Cow Sale with 150 Char, Angus and x-bred cows expected.*

### ONTARIO STOCKER & FEEDER TRADE

Stocker sale at **Brussels Livestock: May 3, 2019** – 1,649 Stockers

<b>Steers</b>	<b>Price Range</b>	<b>Average</b>	<b>Top</b>	<b>Heifers</b>	<b>Price Range</b>	<b>Average</b>	<b>Top</b>
<b>1000+</b>	160.00-174.00	168.49	174.00	<b>900+</b>	145.00-167.00	158.49	170.00
<b>900-999</b>	169.50-185.00	178.74	185.00	<b>800-899</b>	139.00-168.75	159.26	176.00
<b>800-899</b>	175.00-198.50	186.11	206.00	<b>700-799</b>	143.00-176.25	164.58	200.00
<b>700-799</b>	175.00-213.00	200.58	213.00	<b>600-699</b>	160.00-192.00	171.45	202.00
<b>600-699</b>	190.00-226.00	209.09	229.00	<b>500-599</b>	140.00-194.00	162.84	206.00
<b>500-599</b>	212.00-241.00	226.84	255.00	<b>400-499</b>	140.00-195.00	171.09	215.00
<b>400-499</b>	216.00-247.00	232.47	263.00	<b>300-399</b>	165.00-185.00	178.33	202.00
<b>399-</b>	225.00-240.00	231.60	250.00				

Calves and yearlings sold on a steady market. *May 8<sup>th</sup> @ 7:00 pm- Bred Cow & Cow/Calf Pair Sale.*

### ONTARIO STOCKER & FEEDER TRADE

Stocker sale at **Community Livestock Exchange, May 3, 2019**– 918 Stockers- Quinte Cattlemen's Sale

<b>Steers</b>	<b>Price Range</b>	<b>Average</b>	<b>Top</b>	<b>Heifers</b>	<b>Price Range</b>	<b>Average</b>	<b>Top</b>
<b>1000+</b>	155.00-178.00	175.80	178.00	<b>900+</b>	138.99-161.00	149.50	161.00
<b>900-999</b>	155.00-185.20	178.89	185.20	<b>800-899</b>	122.50-172.99	159.89	172.99
<b>800-899</b>	125.00-190.99	180.49	190.99	<b>700-799</b>	132.00-181.00	165.79	181.00
<b>700-799</b>	150.00-221.49	194.19	221.49	<b>600-699</b>	107.49-206.99	176.80	206.99
<b>600-699</b>	147.50-245.99	206.19	245.99	<b>500-599</b>	122.50-224.00	197.79	224.00
<b>500-599</b>	139.99-252.00	232.69	252.00	<b>400-499</b>	119.99-235.00	199.59	235.00
<b>400-499</b>	155.00-266.99	243.00	266.99	<b>300-399</b>	189.99-239.99	221.39	239.99
<b>399-</b>	180.00-274.00	256.80	274.00				

Demand was steady throughout the sale with exceptional strength shown for light grass cattle.

Stocker sale at **Thessalon- Algoma Co-op Livestock Sales, May 4, 2019 - 169 stockers & cows**

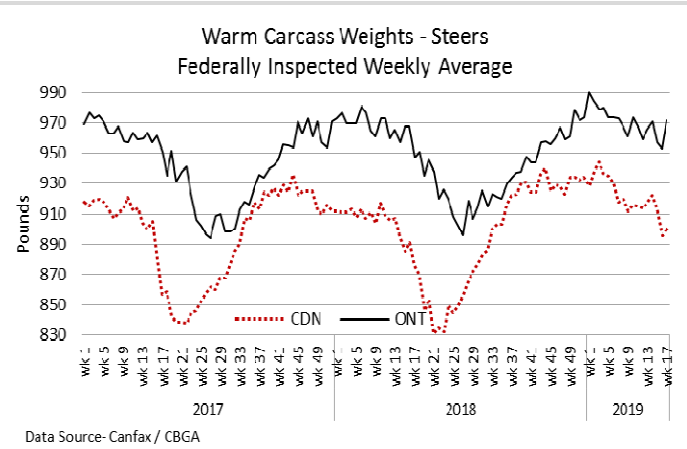
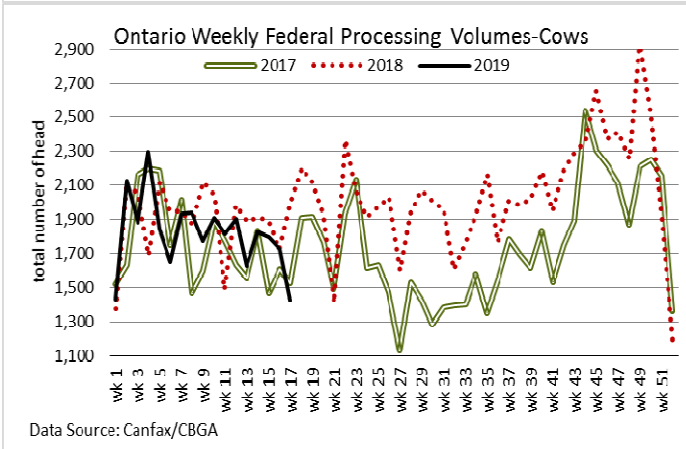
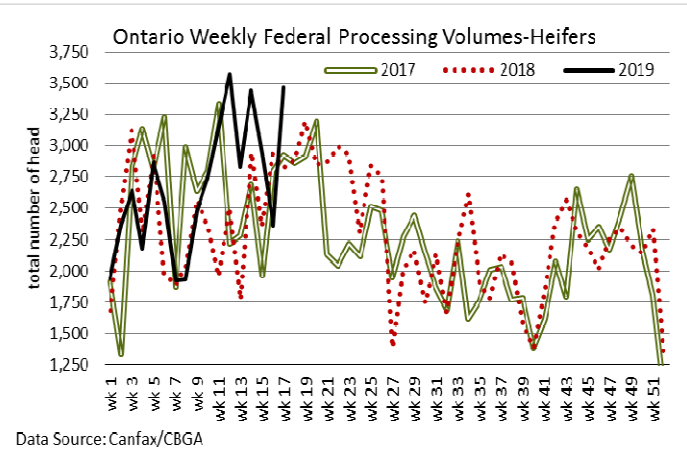
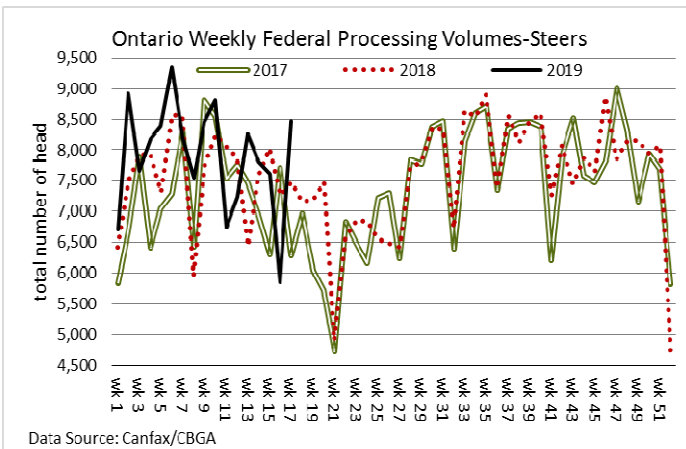
<b>Steers</b>	<b>Price Range</b>	<b>Heifers</b>	<b>Price Range</b>
800-899	193.00 – 1 lot	700-799	179.50 v- 1 lot
700-799	170.00 – 1 lot	600-699	160.00-183.00
600-699	180.00-215.50	500-599	169.00-180.00
500-599	190.00-210.00		
400-499	170.00-211.00	<b>Cow/Calf Pairs</b>	\$1450.00-\$1650.00 per pair

**LIVE CATTLE EXPORTS-ONTARIO**

	<b>Week ending Apr 20, 2019</b>	<b>Week ending Apr 13, 2019</b>	<b>Year to Date</b>
<b>Total live slaughter cattle exported from Ontario to the U.S.</b>	<b>2,293</b>	<b>2,457</b>	<b>42,377</b>
<b>Steers &amp; Heifers &amp; Cows</b>	<b>2,069</b>	<b>2,060</b>	<b>38,310</b>
<b>Bulls</b>	<b>224</b>	<b>397</b>	<b>4,067</b>

**AVERAGE CARCASS WEIGHTS – CANADA**

	<b>Steers</b>	<b>Heifers</b>
<b>Apr 27, 2019</b>	<b>900</b>	<b>851</b>
<b>Apr 20, 2019</b>	<b>896</b>	<b>852</b>
<b>Apr 28, 2018</b>	<b>876</b>	<b>821</b>



**FEDERALLY INSPECTED CANADIAN PROCESSING**

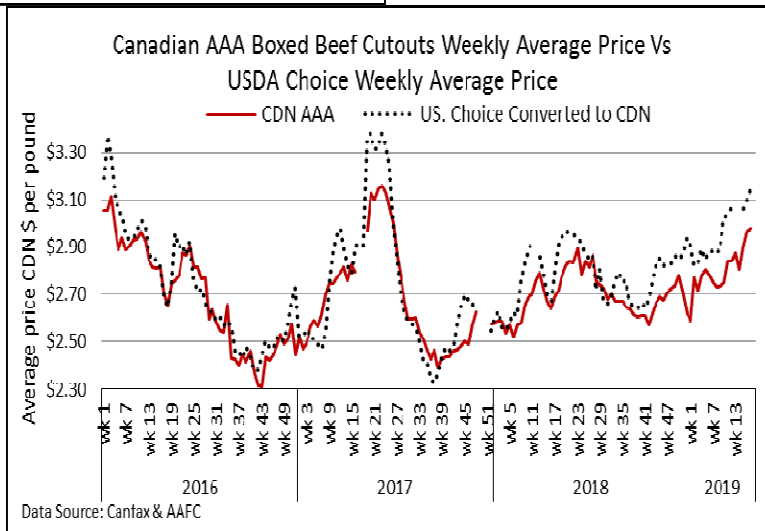
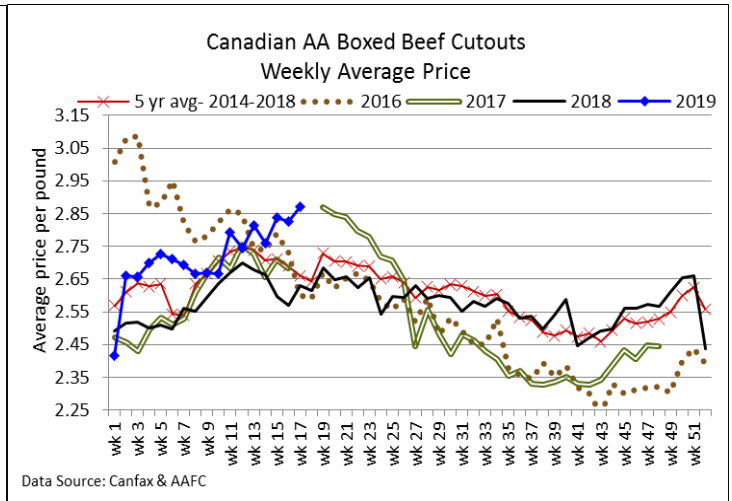
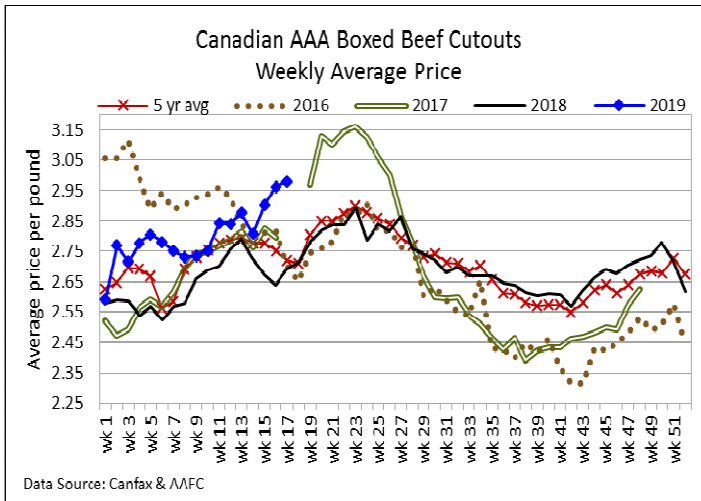
	<b>Week Ending Apr 27, 2019</b>	<b># of hd change from week ago</b>	<b>YTD</b>	<b>% Change (Week Ago)</b>	<b>% Change (Year Ago)</b>
<b>Grand Total</b>	<b>63,687</b>	<b>+14,334</b>	<b>980,703</b>	<b>+29%</b>	<b>+8%</b>
<b>Western Slaughter</b>	<b>49,600</b>	<b>+10,850</b>	<b>756,389</b>	<b>+28%</b>	<b>+9%</b>
<b>Eastern Slaughter</b>	<b>14,087</b>	<b>+3,484</b>	<b>224,314</b>	<b>+33%</b>	<b>+5%</b>

## USDA ESTIMATED CATTLE PROCESSING VOLUME

	Week Ending <b>May 4, 2019</b>	Previous Week	Year Ago
<b>Grand Total</b>	670,000	643,000	652,000

## CANADIAN BOXED BEEF CUT-OUT VALUES

	AAA	AA
<b>Week Ending</b>		
April 27, 2019	2.9791	2.8700
April 20, 2019	2.9622	2.8254
April 13, 2019	2.9008	2.8364



## U.S. BOXED BEEF CUT-OUT VALUES (U.S. funds)

	Choice 600-900	Select 600-900
<b>Cutout Values (noon estimate):</b>	227.95	213.46
<b>Change (from yesterday's close):</b>	+0.59	+0.14
<b>Current Five Day Average:</b>	230.27	216.36

### **U.S. TRADE (U.S. funds)**

The U.S. cash cattle trade last week saw sales reported by the USDA Mandatory Price Report, for the week, range from \$121.00-\$128.00 live, with steers averaging \$123.76 down \$2.93 from the previous week, while heifers averaged \$123.33 down \$2.71. On the rail prices ranged from \$190.00-\$204.00 dressed, with steers averaging \$198.92 down \$5.66 from the previous week, while heifers averaged \$198.65 down \$6.53.

Today the market was quiet as both side took inventory and new show lists were distributed. This week's offering is reported to be slightly smaller in volume overall, with just Kansas steady while the rest of the feeding states have smaller to lower offerings.

No bids have surfaced and asking prices remain unestablished. The markets were shaky today after President Trump's tweet on Sunday threatening to put additional tariffs on Chinese goods by Friday of this week. Although Chinese delegates plan to go to Washington this week for meetings as planned, it is uncertain what the outcome might be which had the markets uneasy today.

<b>Choice and Select Steers and Heifers:</b>	Live	121.00-128.00
	Rail	190.00-204.00

### **CHICAGO MERCANTILE EXCHANGE**

*Closing quotes on futures today were as follows:*

Live Cattle			Feeder Cattle			Corn		Soybeans		Canadian \$				
\$/cwt US			\$/cwt US			\$/bu US		¢/bu						
<b>Jun</b>	112.27	-1.15	<b>May</b>	136.02	-1.12	<b>May</b>	3.556	-7.2	<b>May</b>	8.174	-12.0	<b>Spot</b>	74.41	-0.05
<b>Aug</b>	108.40	-0.75	<b>Aug</b>	144.35	-2.02	<b>Jul</b>	3.642	-6.4	<b>Jul</b>	8.302	-12.0	<b>Jun</b>	74.49	-0.05
<b>Oct</b>	108.87	-0.80	<b>Sep</b>	145.55	-1.60	<b>Sep</b>	3.716	-6.0	<b>Aug</b>	8.364	-12.2	<b>Sep</b>	74.64	-0.06
<b>Dec</b>	112.45	-1.12	<b>Oct</b>	146.47	-1.30	<b>Dec</b>	3.822	-5.4	<b>Sep</b>	8.422	-11.6	<b>Dec</b>	74.79	-0.05
<b>Feb</b>	115.65	-1.00	<b>Nov</b>	147.00	-1.25	<b>Mar</b>	3.950	-4.6	<b>Nov</b>	8.530	-11.2	<b>Mar</b>	74.93	-0.06
<b>Apr</b>	117.00	-1.00	<b>Jan</b>	144.40	-1.00	<b>May</b>	4.024	-4.0	<b>Jan</b>	8.646	-10.2	<b>Jun</b>	75.03	-0.07

Beef Farmers of Ontario, 130 Malcolm Road, Guelph, ON N1K 1B1 Phone: (519) 824-0334 Fax: (519) 824-1930 or email: [markets@ontariobeef.com](mailto:markets@ontariobeef.com)