



## Daily Market Information Report – Friday June 14, 2019

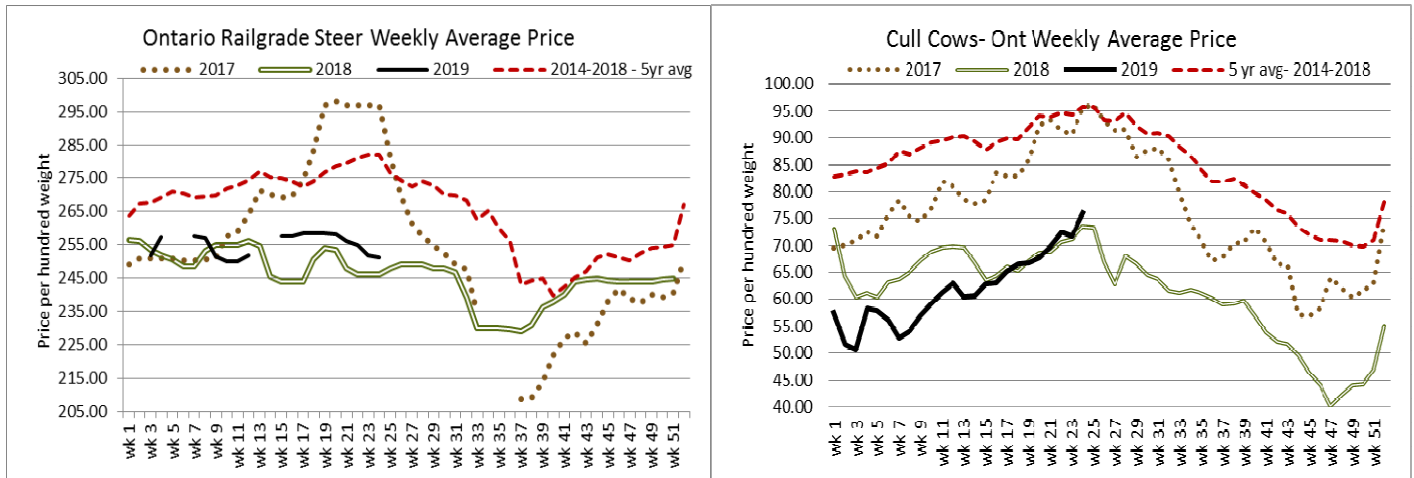
The following information is collected from various sources and disseminated by Beef Farmers of Ontario.

### ONTARIO DIRECT TO PACKER RAILGRADE CATTLE TRADE

Prices are on a carcass weight basis before grade and weight discounts. (Prices regardless of delivery date).

**A Grade Steers** 250.00-252.00- one packer not bidding today

**A Grade Heifers** 250.00-252.00- one packer not bidding today



### ONTARIO LIVE CATTLE TRADE

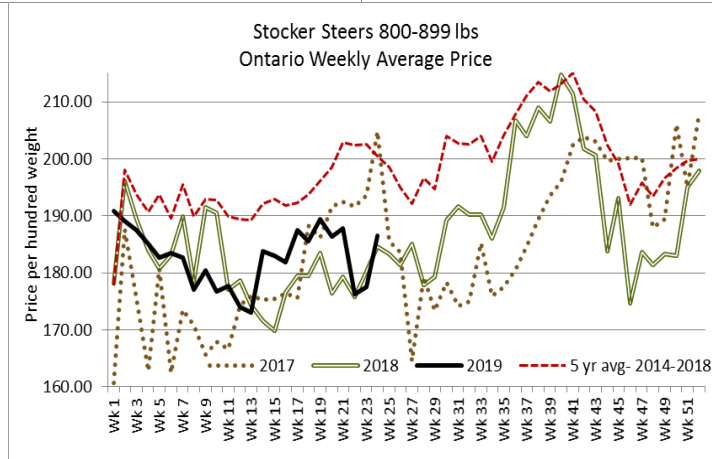
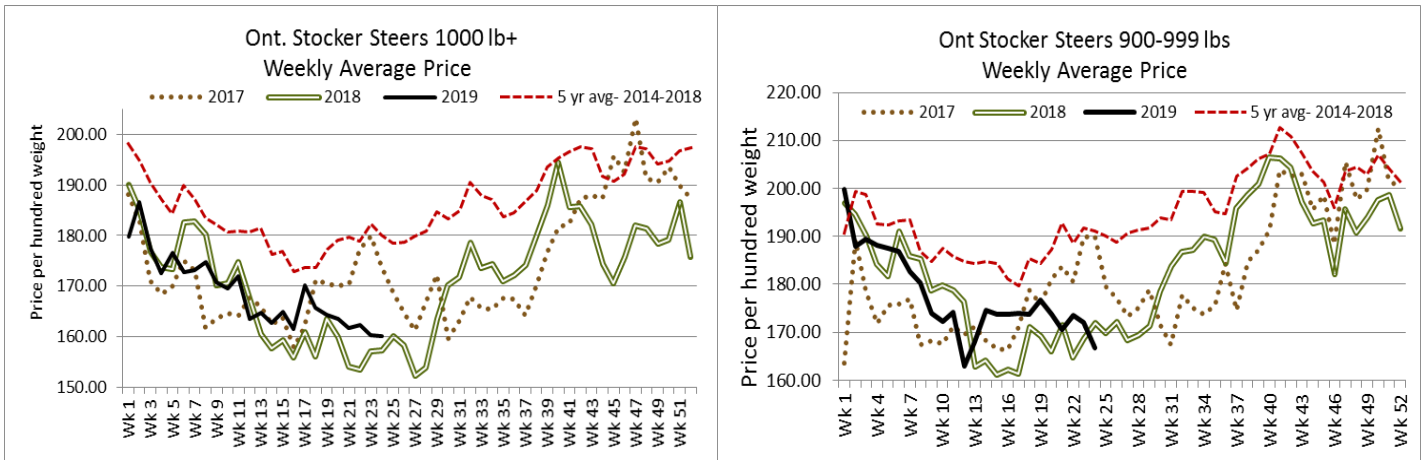
Today at **Brussels Livestock**: 1500 stockers (700 still to sell at time of reporting)

Steers	Price Range	Average	Top	Heifers	Price Range	Average	Top
1000+	138.25-164.00	155.76	164.00	900+	134.00-151.00	143.27	151.00
900-999	158.00-172.25	169.86	172.25	800-899	132.00-160.00	147.30	164.50
800-899	176.00-192.00	183.78	196.00	700-799	160.00-172.00	167.50	179.00
700-799	173.00-205.00	193.96	214.00	600-699	142.00-186.00	166.89	197.00
600-699	201.00-235.00	219.10	238.00	500-599	161.00-208.00	183.11	208.00
500-599	195.00-253.00	227.16	155.00	400-499	162.00-190.00	177.37	190.00
400-499	170.00-242.00	211.13	252.00	300-399	204.00-212.00	208.71	215.00
399	222.00-257.00	236.75	257.00				

Calves and yearlings are both selling on a steady market. Final results will be posted on Monday's report.

Ontario auction sales on **Thursday** saw weighted prices for:

	Volume	Price Range	Average	Top
Large & Medium Frame Fed Steers +1250 lbs	28	112.75-148.41	136.39	154.50
Large & Medium Frame Fed Heifers +1000 lbs	49	144.00-151.50	148.78	151.50
Fed steers, dairy and dairy cross +1250 lbs	93	97.65-113.81	105.44	123.00
Cows	651	63.78-87.92	73.37	118.00
Bulls all weights	22	93.27-110.32	101.43	125.00
Veal +600 lbs	140	79.04-104.10	94.41	170.00
Veal Calves 125 lbs & under	25	20.00-205.00	135.48	315.00



**Stocker sale at: Ontario Livestock Exchange, June 13, 2019– 334 Stockers**

Steers	Price Range	Average	Top	Heifers	Price Range	Average	Top
1000+	125.00-159.00	143.68	159.00	700-799	87.00-145.00	117.71	145.00
900-999	97.00-175.00	144.14	175.00	600-699	102.50-172.50	141.75	172.50
800-899	120.00-172.00	151.90	172.00	500-599	72.50-147.50	116.61	205.00
700-799	70.00-155.00	121.70	172.50	400-499	120.00-195.00	158.75	195.00
600-699	120.00-186.00	148.36	194.00				
500-599	100.00-222.50	152.72	222.50				
400-499	190.00-227.50	210.63	227.50				
399-	165.00-225.00	185.63	255.00				

Stocker sold steady on a good active trade, with quality considered.

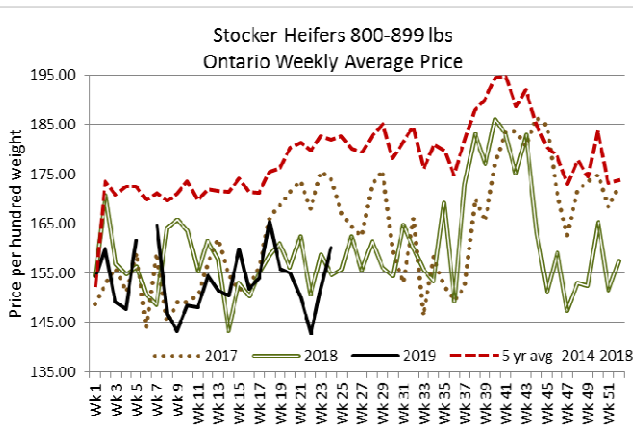
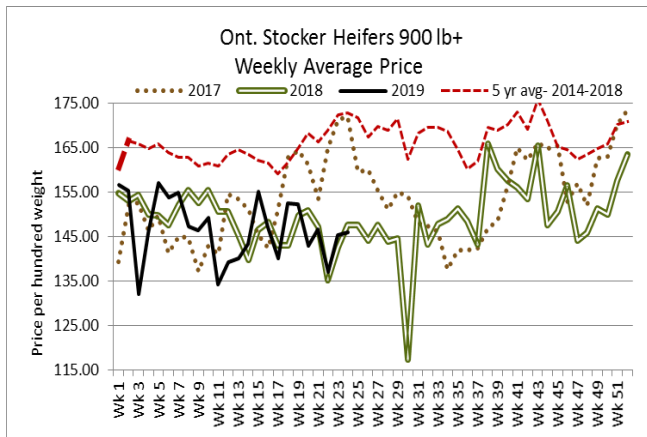
**Stocker sale at Ontario Stockyards Inc., June 13, 2019 – 833 Stockers**

Steers	Price Range	Average	Top	Heifers	Price Range	Average	Top
1000+	145.00-163.00	159.34	163.00	900+	77.50-143.00	119.45	143.00
900-999	160.00-180.50	172.97	180.50	800-899	105.00-160.00	147.41	186.00
800-899	170.00-199.00	183.46	199.00	700-799	135.00-184.50	159.96	184.50
700-799	167.50-194.00	182.05	204.00	600-699	150.00-196.00	172.21	201.00
600-699	147.50-225.00	191.72	237.00	500-599	162.50-206.00	185.39	226.00
500-599	175.00-252.00	217.27	252.00	400-499	170.00-210.00	188.95	210.00
400-499	195.00-257.00	226.87	257.00	300-399	165.00-192.50	183.40	217.50
399-	140.00-237.00	191.78	237.00				

All classes of replacements traded actively at steady prices.

Stocker sale at: **Ottawa Livestock Exchange, June 13, 2019– 117 Stockers**

<b>Steers</b>	<b>Price Range</b>	<b>Average</b>	<b>Top</b>	<b>Heifers</b>	<b>Price Range</b>	<b>Average</b>	<b>Top</b>
<b>600-699</b>	140.00-215.00	183.59	220.00	<b>600-699</b>	122.00-170.00	151.45	174.00
<b>500-599</b>	170.00-220.00	196.69	228.00	<b>500-599</b>	120.00-168.00	153.10	182.00
<b>400-499</b>	220.00-234.00	226.00	234.00	<b>400-499</b>	156.00-182.00	168.13	182.00



**U.S. BOXED BEEF CUT-OUT VALUES (U.S. funds)**

	<b>Choice</b>	<b>Select</b>
<b>600-900</b>	<b>222.31</b>	<b>204.45</b>
<b>Cutout Values (noon estimate):</b>		
<b>Change (from yesterday's close):</b>	<b>+0.21</b>	<b>-0.26</b>
<b>Current Five Day Average:</b>	<b>222.12</b>	<b>207.08</b>

**QUEBEC ELECTRONIC AUCTION MARKET (F.O.B. THE FEEDLOT)**

	<b>Price</b>	<b>Change from Last Week</b>
For the week ending June 13, 2019	246.25-249.25	+0.20

**ALBERTA DIRECT TRADE**

Alberta's direct trade on Wednesday was light with prices steady to \$1.00 higher, with Canfax noting sales from \$244.00-\$246.00 delivered on a dressed basis. Thursday saw a light trade from \$240.00-\$244.00 delivered, on a dressed basis, down \$1.00-\$3.00 from last week. Canfax also noted traded on a picked up basis from \$142.00-\$144.50 live. On the rail trade ranged from \$237.75-\$243.50 picked up with steers averaging \$242.22 down \$0.15 from the previous week, while heifers averaged \$243.33 up \$0.48 on average.

<b>Steers</b>	Live	144.50	Rail <b>FOB</b>	237.75-243.50
<b>Heifers</b>	Live	142.00	Rail <b>FOB</b>	242.50-243.50

**U.S. TRADE (U.S. funds)**

The U.S. cash cattle trade on Thursday was light with sales \$1.00-\$2.00 lower in the south and steady to \$1.00 higher in the north. Agcenter.com reported that one seller in Texas yesterday sold 1,700 head at \$110.00 live when bids were reported at \$112.00 live, however it is thought that delivery of those cattle are for mid-July. Sales in the south yesterday were from \$110.00-\$112.00 live while business in the north was steady on a live basis at \$114.00. On the rail dressed deals Thursday ranged from \$182.00-\$186.00 dressed, averaging \$185.00 which is \$1.00 stronger than last week. Today, the south is extremely quiet with no bids on the table. In Iowa a couple of sales today are noted at \$184.00 dressed, while the rest of the north is seeing bids at \$112.00-\$114.00 live and \$182.00-\$185.00 dressed, with no seller interest noted. Asking prices are sitting at \$115.00 live in the south and \$187.00 dressed in the north.

<b>Choice and Select Steers and Heifers:</b>	Live	110.00-116.50
	Rail	182.00-186.00

### CHICAGO MERCANTILE EXCHANGE

Closing quotes on futures today were as follows:

Live Cattle			Feeder Cattle			Corn			Soybeans			Canadian \$		
Jun	108.77	-0.27	Aug	135.52	-0.70	Jul	4.530	+11.0	Jul	8.966	+8.6	Spot	74.53	-0.51
Aug	104.27	-0.45	Sep	135.80	-0.70	Sep	4.582	+10.4	Aug	9.030	+8.4	Jun	74.53	-0.52
Oct	105.47	-0.67	Oct	135.75	-0.72	Dec	4.634	+7.6	Sep	9.100	+8.2	Sep	74.66	-0.51
Dec	109.95	-0.80	Nov	135.87	-0.77	Mar	4.674	+6.4	Nov	9.234	+8.2	Dec	74.73	-0.52
Feb	114.10	-0.72	Jan	133.85	-0.90	May	4.684	+5.6	Jan	9.350	+8.2	Mar	74.81	-0.51
Apr	116.17	-0.67	Mar	133.07	-1.15	Jul	4.680	+4.4	Mar	9.410	+7.0	Jun	74.86	-0.51

Beef Farmers of Ontario, 130 Malcolm Road, Guelph, ON N1K 1B1 Phone: (519) 824-0334 Fax: (519) 824-9161 or email: [markets@ontariobeef.com](mailto:markets@ontariobeef.com)