



Daily Market Information Report – Monday, June 17, 2019

The following information is collected from various sources and disseminated by Beef Farmers of Ontario.

ONTARIO DIRECT TO PACKER RAILGRADE CATTLE TRADE

Prices are on a carcass weight basis before grade and weight discounts. (Prices regardless of delivery date).

A Grade Steers	250.00-252.00
A Grade Heifers	250.00-252.00

ONTARIO LIVE CATTLE TRADE

Today at **Ontario Stockyards Inc.:** 53 veal on offer

	Price Range	Top
Veal 600 lbs plus	85.00-95.00	97.00
	60.00-89.00	

An average quality offering of veal sold barely steady.

At **Kawartha Lakes Community Sale Barn, June 15, 2019** – 284 cows, 52 veal, 78 stockers, 12 bulls, 7 fed cattle

	Price Range	Avg.	Top
Cows	65.00-91.00	76.82	110.00
Bulls under 1600 lbs	71.00-105.00	95.37	105.00
Bulls over 1600 lbs	86.00-103.50	93.29	103.50
Veal 600 lbs+	82.00-101.00	90.15	101.00
Veal 125 lbs -	85.00-340.00	132.14	340.00

Veal sold on a steady market while stockers traded strong. Cows and bulls sold on a barely steady market.

ONTARIO STOCKER & FEEDER TRADE

Stocker sale at **Brussels Livestock: June 14, 2019** – 1,474 Stockers

Steers	Price Range	Average	Top	Heifers	Price Range	Average	Top
1000+	150.50-164.50	157.24	164.50	900+	139.00-158.00	150.34	159.50
900-999	161.00-175.75	170.33	175.75	800-899	146.50-172.00	159.02	172.00
800-899	174.00-192.00	183.44	196.00	700-799	156.50-173.00	167.11	179.00
700-799	173.00-205.00	193.96	214.00	600-699	142.00-186.00	162.89	197.00
600-699	201.00-235.00	219.10	238.00	500-599	161.00-208.00	183.11	208.00
500-599	195.00-253.00	227.16	255.00	400-499	162.00-190.00	177.37	190.00
400-499	170.00-242.00	211.13	252.00	300-399	204.00-212.00	208.72	215.00
399-	222.00-257.00	236.75	257.00				

Calves and yearlings sold on a steady market.

LIVE CATTLE EXPORTS-ONTARIO

	Week ending June 1, 2019	Week ending May 25, 2019	Year to Date
Total live slaughter cattle exported from Ontario to the U.S.	2,741	2,655	58,206
Steers & Heifers & Cows	2,335	2,240	52,040
Bulls	406	415	6,166

AVERAGE CARCASS WEIGHTS – CANADA

	Steers	Heifers
June 8, 2019	870	792
June 1, 2019	864	791
June 9, 2018	832	783

FEDERALLY INSPECTED CANADIAN PROCESSING

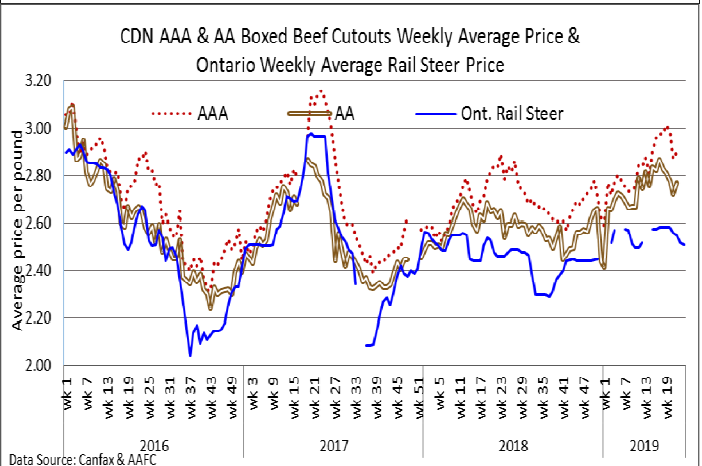
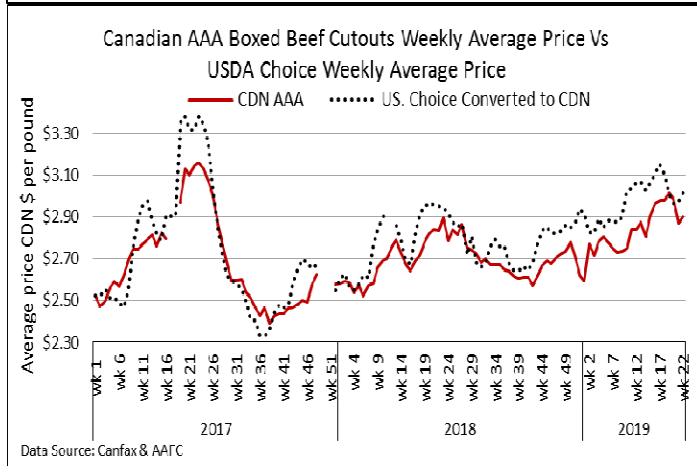
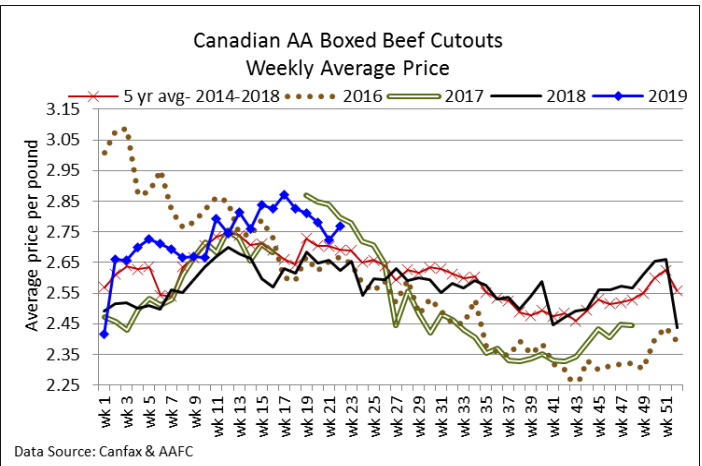
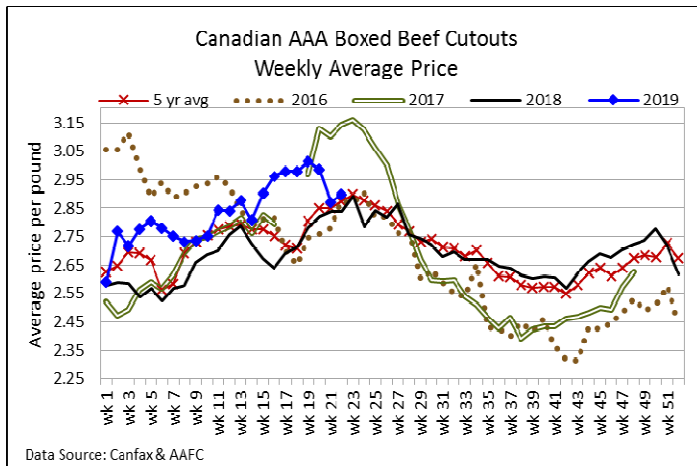
	Week Ending June 8, 2019	# of hd change from week ago	YTD	% Change (Week Ago)	% Change (Year Ago)
Grand Total	66,350	+4,911	1,344,982	+8%	+7%
Western Slaughter	52,848	+4,800	1,041,961	+10%	+7%
Eastern Slaughter	13,502	+111	303,021	+1%	+5%

USDA ESTIMATED CATTLE PROCESSING VOLUME

	Week Ending Jun 8, 2019	Previous Week	Year Ago
Grand Total	665,000	662,000	648,000

CANADIAN BOXED BEEF CUT-OUT VALUES

Week Ending	AAA	AA
May 31, 2019	2.9005	2.7695
May 24, 2019	2.8715	2.7229
May 17, 2019	2.9816	2.7800



U.S. BOXED BEEF CUT-OUT VALUES (U.S. funds)

	Choice 600-900	Select 600-900
Cutout Values (noon estimate):	222.65	202.39
Change (from yesterday's close):	+0.42	-0.37
Current Five Day Average:	222.11	206.25

U.S. TRADE (U.S. funds)

The U.S. cash cattle trade last week was \$1.00 lower in the south at mostly \$112.00 live, and steady to slightly stronger in the north with most at \$114.00 live and \$184.00 dressed. The US Mandatory Price Report for the week listed live sales from \$110.00-\$117.50, with steers overall averaging \$113.62 down \$0.14 while heifers averaged \$112.50 down \$1.00. On the rail prices ranged from \$182.00-\$186.00 dressed, with steers averaging \$184.48 up \$0.27 and heifers \$184.50 up \$0.68.

Today the market was quiet as both sides took inventory and new show lists were distributed. This week's offering is reported as smaller in Texas, but larger in most other feeding states in volume, with both asking prices and bids currently unestablished.

Choice and Select Steers and Heifers:	Live	N/T
	Rail	N/T

CHICAGO MERCANTILE EXCHANGE

Closing quotes on futures today were as follows:

Live Cattle			Feeder Cattle			Corn			Soybeans			Canadian \$		
Jun	109.45	+0.67	Aug	136.92	+1.40	Jul	4.546	+1.6	Jul	9.126	+16.0	Spot	74.54	+0.01
Aug	105.62	+1.35	Sep	137.17	+1.37	Sep	4.614	+3.2	Aug	9.192	+16.2	Jun	74.55	+0.02
Oct	106.70	+1.22	Oct	137.15	+1.40	Dec	4.684	+5.0	Sep	9.262	+16.2	Sep	74.68	+0.01
Dec	110.67	+0.72	Nov	137.32	+1.45	Mar	4.730	+5.4	Nov	9.394	+16.0	Dec	74.75	+0.02
Feb	114.60	+0.50	Jan	135.17	+1.32	May	4.740	+5.4	Jan	9.506	+15.6	Mar	74.83	+0.02
Apr	116.45	+0.27	Mar	134.05	+0.97	Jul	4.742	+6.2	Mar	9.544	+13.4	Jun	74.88	+0.02

Beef Farmers of Ontario, 130 Malcolm Road, Guelph, ON N1K 1B1 Phone: (519) 824-0334 Fax: (519) 824-9161 or email: markets@ontariobeef.com