



Daily Market Information Report – Monday, July 15, 2019

The following information is collected from various sources and disseminated by Beef Farmers of Ontario.

ONTARIO DIRECT TO PACKER RAILGRADE CATTLE TRADE

Prices are on a carcass weight basis before grade and weight discounts. (Prices regardless of delivery date).

A Grade Steers	240.00-244.00- One packer with no bid today.
A Grade Heifers	240.00-244.00- One packer with no bid today.

ONTARIO LIVE CATTLE TRADE

Today at **Ontario Stockyards Inc.:** 86 veal on offer

	Price Range	Top
Veal 600 lbs plus	83.00-94.00	125.00
Veal 451-600 lbs	N/T	

Veal sold on a steady market.

At **Kawartha Lakes Community Sale Barn, July 13, 2019-** 3 fed cattle, 147 cows, 6 bulls, 35 stockers, 69 veal

	Price Range	Avg.	Top
Cows	67.00-99.00	81.43	105.00
Bulls over 1600 lbs	87.00-114.00	97.76	114.00
Veal 600 lbs+	72.00-90.00	79.87	102.50
Veal 125 lbs and under	40.00-395.00	102.00	395.00

Veal sold under pressure while stockers traded strong. Cows and bulls sold at fully steady prices.

ONTARIO STOCKER & FEEDER TRADE

Stocker sale at **Brussels Livestock: July 12, 2019 – 895** Stockers

Steers	Price Range	Average	Top	Heifers	Price Range	Average	Top
1000+	151.00-167.00	160.04	173.00	900+	145.00-156.50	142.48	158.25
900-999	165.50-184.00	173.19	184.00	800-899	154.00-163.00	157.85	163.00
800-899	160.00-184.00	173.67	189.00	700-799	158.25-168.00	163.08	168.00
700-799	160.00-193.00	180.01	209.00	600-699	159.00-177.00	169.24	177.00
600-699	178.00-230.00	214.29	230.00	500-599	149.00-177.00	166.00	187.00
500-599	194.00-237.00	220.44	254.00	400-499	172.00-190.00	181.00	190.00
400-499	160.00-255.00	225.31	255.00	300-399	171.00-200.00	186.20	200.00
399-	210.00-272.00	257.00	272.00				

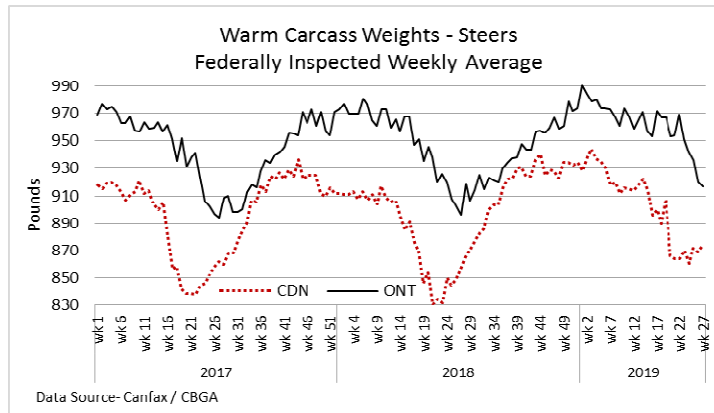
Calves sold on a strong active trade at steady prices. Yearlings traded actively at prices \$3.00-\$5.00 cwt higher.

LIVE CATTLE EXPORTS-ONTARIO

	Week ending June 29, 2019	Week ending June 22, 2019	Year to Date
Total live slaughter cattle exported from Ontario to the U.S.	1,956	2,673	68,184
Steers & Heifers & Cows	1,676	2,316	60,583
Bulls	280	357	7,601

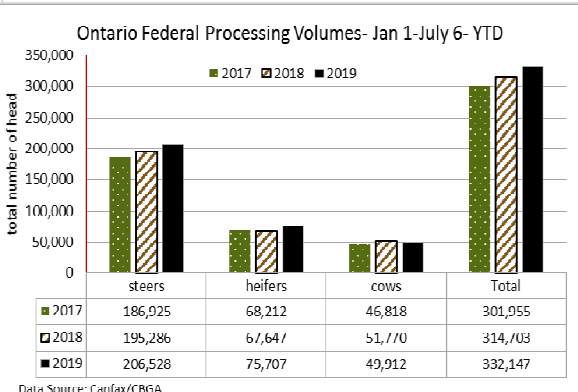
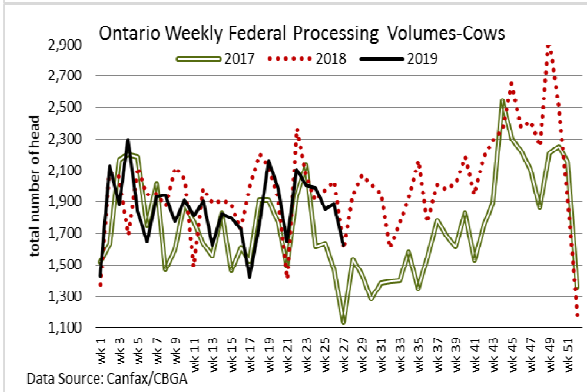
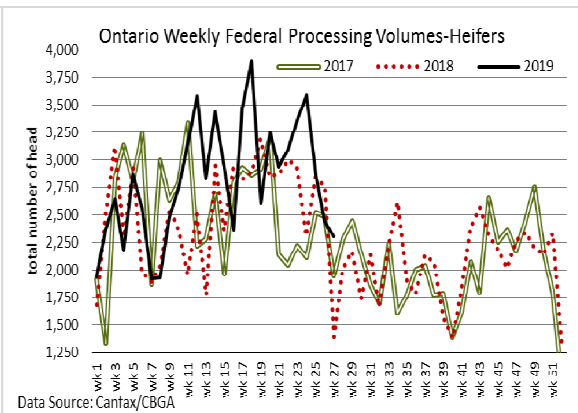
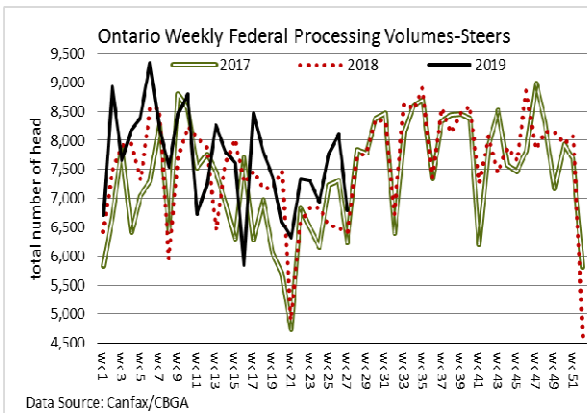
AVERAGE CARCASS WEIGHTS – CANADA

	Steers	Heifers
July 6, 2019	874	805
June 29, 2019	869	795
July 7, 2018	857	783



FEDERALLY INSPECTED CANADIAN PROCESSING

	Week Ending July 6, 2019	# of hd change from week ago	YTD	% Change (Week Ago)	% Change (Year Ago)
Grand Total	59,342	-2,236	1,597,922	-4%	+6%
Western Slaughter	47,910	-344	1,243,462	-1%	+6%
Eastern Slaughter	11,432	-1,892	354,460	-14%	+6%



USDA ESTIMATED CATTLE PROCESSING VOLUME

	Week Ending July 13, 2019	Previous Week	Year Ago
Grand Total	655,000	573,000	650,000

CANADIAN BOXED BEEF CUT-OUT VALUES

Week Ending	AAA	AA
July 5, 2019	2.7547	2.6046
June 28, 2019	2.7547	2.5757
June 21, 2019	2.8102	2.6950

U.S. BOXED BEEF CUT-OUT VALUES (U.S. funds)

	Choice 600-900	Select 600-900
Cutout Values (noon estimate):	213.48	189.47
Change (from yesterday's close):	+0.68	-0.13
Current Five Day Average:	214.64	191.56

U.S. TRADE (U.S. funds)

In the U.S. cash cattle trade on Friday was fairly active with dressed deals ranging from \$180.00-\$188.00, mostly \$182.00-\$183.00 which is up \$2.00-\$3.00 from the previous week. A few live sales in the north were from \$114.00-\$117.00 also up around \$2.00 from last week and at a premium over the south. In the south late Friday afternoon a light to moderate trade was reported from \$111.00-\$112.00 live, also up \$2.00-\$3.00 from the week before. Overall for the week, the Mandatory Price Report lists live steers averaging \$113.38 up \$2.13 from the previous week, while live heifers averaged \$112.84 up \$2.02. On the rail steers averaged \$182.87 and heifers \$182.91 dressed, both averaging \$2.78 stronger than the previous week. Today, the market was quiet as new show lists were distributed. This week's offering is mixed, with volumes in Texas lower, while most other feeding states have a larger offering this week. Asking prices and bids are both unestablished today.

Choice and Select Steers and Heifers:	Live	111.00-117.00
	Rail	180.00-188.00

CHICAGO MERCANTILE EXCHANGE

Closing quotes on futures today were as follows:

Live Cattle		Feeder Cattle		Corn		Soybeans		Canadian \$	
Aug	108.50 +0.02	Aug	141.65 +0.05	Sep	4.410 -13.2	Aug	9.016 -11.4	Spot	76.64 -0.08
Oct	109.77 -0.20	Sep	142.60 +0.05	Dec	4.470 -12.2	Sep	9.076 -11.2	Sep	76.75 -0.07
Dec	114.10 -0.12	Oct	142.97 +0.12	Mar	4.536 -11.2	Nov	9.200 -11.4	Dec	76.83 -0.07
Feb	118.05 -0.10	Nov	142.90 +0.27	May	4.564 -10.2	Jan	9.322 -10.6	Mar	76.88 -0.07
Apr	120.02 -0.10	Jan	141.27 +0.25	Jul	4.586 -9.0	Mar	9.410 -11.0	Jun	76.90 -0.07
Jun	113.27 -0.02	Mar	140.07 +0.20	Sep	4.252 -6.2	May	9.484 -10.0	Sep	76.91 -0.07

Beef Farmers of Ontario, 130 Malcolm Road, Guelph, ON N1K 1B1 Phone: (519) 824-0334 Fax: (519) 824-9161 or email: markets@ontariobeef.com

OBCFPP LICENCE CHANGES

Now Licenced: Country Dealer

Gingerich Veal Transport, 5459 Wellington Road 87, Harriston, ON N0G 1Z0