



Daily Market Information Report – Friday July 19, 2019

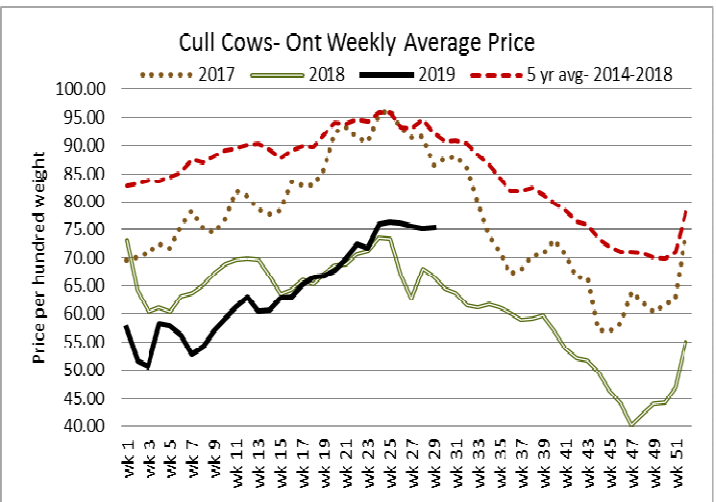
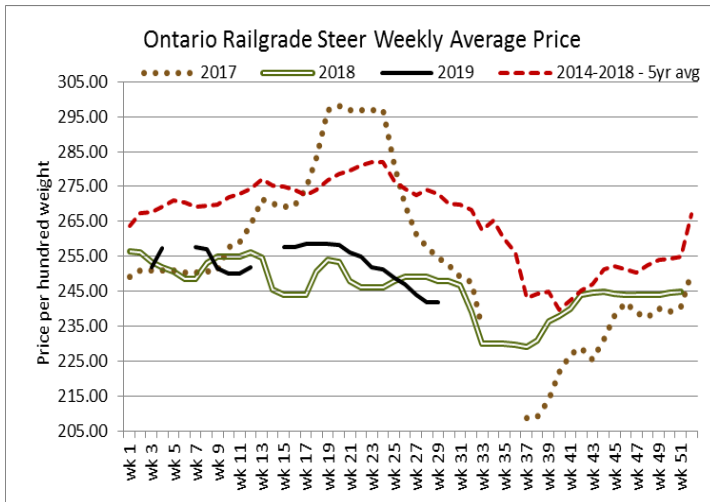
The following information is collected from various sources and disseminated by Beef Farmers of Ontario.

ONTARIO DIRECT TO PACKER RAILGRADE CATTLE TRADE

Prices are on a carcass weight basis before grade and weight discounts. (Prices regardless of delivery date).

A Grade Steers 240.00-244.00

A Grade Heifers 239.00-244.00



ONTARIO LIVE CATTLE TRADE

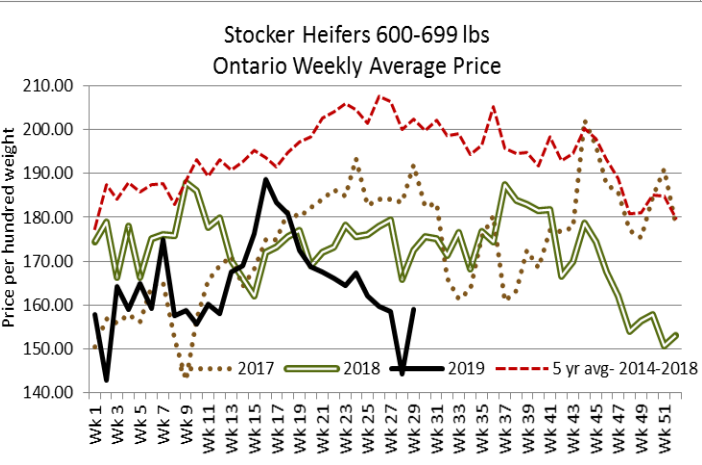
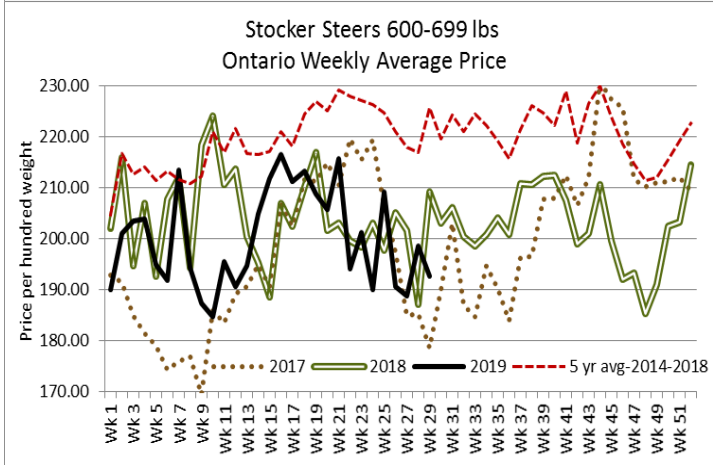
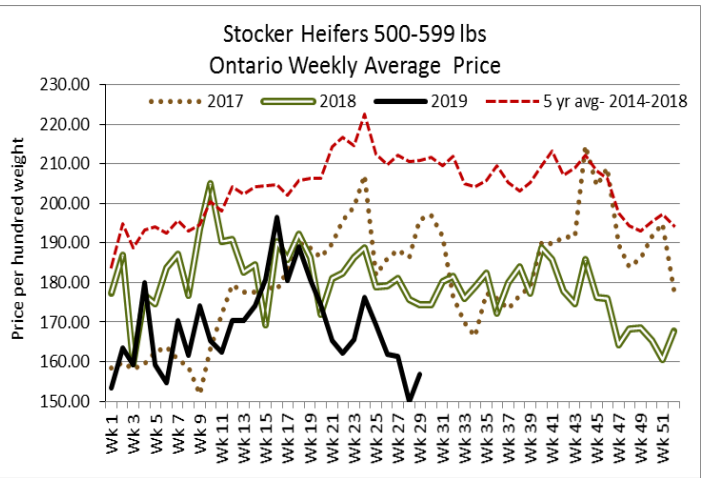
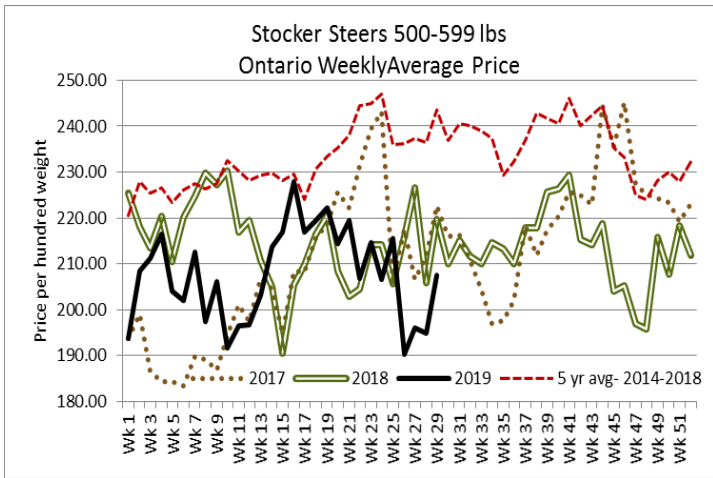
Today at **Brussels Livestock**: 805 stockers

Steers	Price Range	Average	Top	Heifers	Price Range	Average	Top
1000+	155.50-173.00	166.04	177.00	900+	143.00-161.00	152.84	167.25
900-999	165.00-183.50	176.33	183.50	800-899	160.00-172.00	166.88	172.0
800-899	192.00-197.00	194.25	197.00	700-799	170.25-179.00	173.75	181.00
700-799	183.00-206.00	191.00	212.00	600-699	168.00-189.50	175.42	190.00
600-699	188.00-217.00	197.52	236.00	500-599	165.00-205.00	181.50	205.00
500-599	187.00-228.00	210.15	243.00	400-499	188.00-208.00	198.83	208.00
400-499	214.00-269.00	244.86	269.00	300-399	165.00-190.00	176.00	202.00
399-	190.00-269.00	251.00	269.00				

Calves and yearlings sold on a strong active trade.

Ontario auction sales on **Thursday** saw weighted prices for:

	Volume	Price Range	Average	Top
Large & Medium Frame Fed Steers +1250 lbs	49	131.00-156.00	144.24	156.00
Large & Medium Frame Fed Heifers +1000 lbs	56	133.25-148.00	142.53	150.00
Fed steers, dairy and dairy cross +1250 lbs	56	101.50-112.00	106.83	120.00
Cows	481	63.65-84.57	73.01	113.00
Bulls all weights	15	79.07-107.07	92.43	129.00
Veal +600 lbs	161	79.15-104.83	91.42	170.00
Veal Calves 125 lbs & under	39	36.00-104.00	76.56	205.00



Stocker sale at: **Ontario Livestock Exchange, July 18, 2019– 252 Stockers**

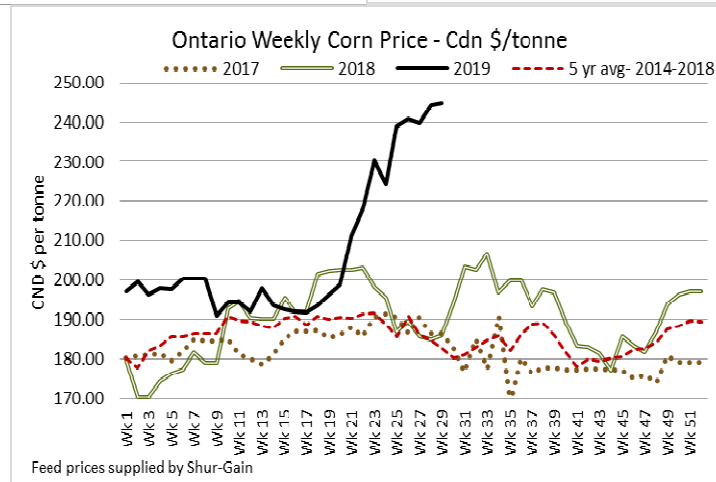
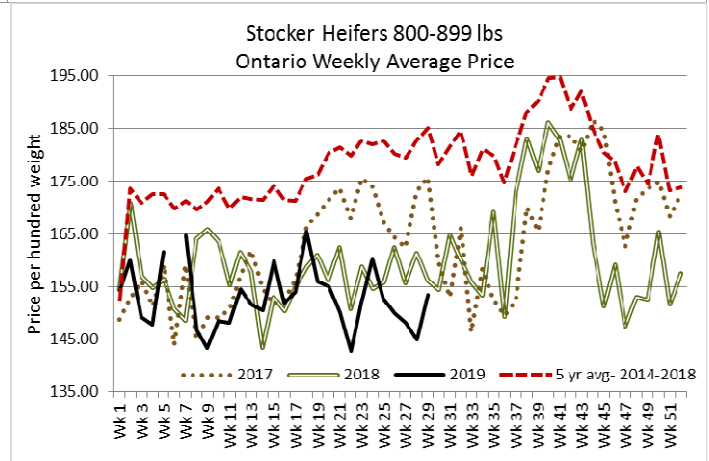
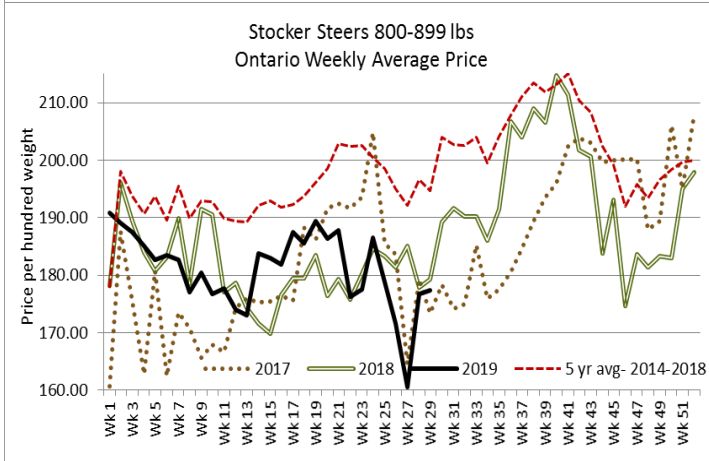
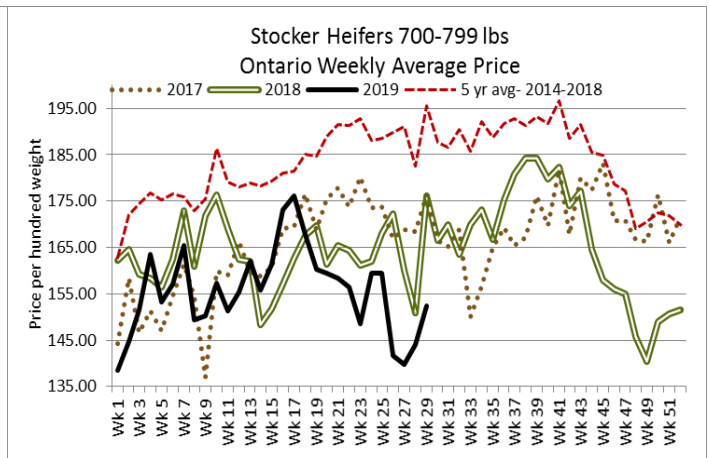
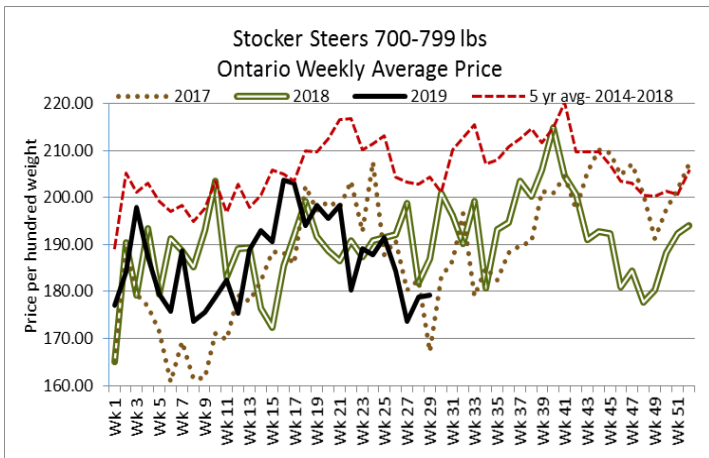
Steers	Price Range	Average	Top	Heifers	Price Range	Average	Top
1000+	129.00-149.00	137.54	149.00	900+	92.50-143.00	131.11	143.00
900-999	166.50-176.50	172.32	177.00	800-899	Not enough		
800-899	135.00-186.00	165.68	189.00	700-799	Not enough		
700-799	138.00-196.00	162.80	216.00	600-699	117.50-183.00	160.68	183.00
600-699	60.00-197.00	122.44	208.00	500-599	75.00-150.00	114.38	187.50
500-599	177.50-200.00	193.08	200.00				
400-499	117.50-262.50	233.44	262.50				
399-	166.00-212.50	178.07	212.50				

Stockers sold on a steady market.

Stocker sale at **Ontario Stockyards Inc., July 18, 2019– 233 Stockers**

Steers	Price Range	Average	Top	Heifers	Price Range	Average	Top
1000+	130.00-150.00	138.95	150.00	900+	140.00-169.00	154.24	169.00
900-999	146.00-160.00	152.98	160.00	800-899	136.00-140.00	139.06	140.00
800-899	134.00-169.00	148.44	177.00	700-799	149.00-160.00	154.78	160.00
700-799	171.00-201.00	186.92	201.00	600-699	137.00-185.00	163.53	191.00
600-699	179.00-241.00	216.77	241.00	500-599	157.50-207.50	182.38	207.50
500-599	175.00-241.00	218.11	241.00	400-499	166.00-212.50	190.39	212.50
400-499	187.50-242.50	211.93	267.00				
399-	205.00-215.00	210.75	235.00				

A good active sale with prices steady to strong.



U.S. BOXED BEEF CUT-OUT VALUES (U.S. funds)

	Choice	Select
	600-900	600-900
Cutout Values (noon estimate):	213.42	189.24
Change (from yesterday's close):	+0.08	+0.63
Current Five Day Average:	212.98	188.98

QUEBEC ELECTRONIC AUCTION MARKET (F.O.B. THE FEEDLOT)

	Price	Change from Last Week
For the week ending July 18, 2019	\$238.50-\$242.00	+3.95

ALBERTA DIRECT TRADE

Alberta's direct trade was light on Wednesday notes Canfax, with live sales at \$144.50 picked up, which is up \$1.00 from last week. Canfax also reported dressed sales from \$244.00-\$245.00 delivered which is steady to \$1.00 higher than last week's trade. On Thursday, light trade continued with dressed sales up \$2.00 from last week at \$246.00 delivered, on a dressed basis. Canfax reports that: "Most of the cattle that traded this week would be picked up 2-3 weeks. Stronger prices and stronger basis levels week over week did encourage producers to market cattle." On a picked up basis, Canfax reported dressed deals from \$241.00-\$245.50 with steers averaging \$244.02 up \$3.35 on average, while heifers averaged \$245.04 up \$4.36 from last week on average.

Steers	Live FOB	144.50	Rail FOB	241.00-245.50
Heifers	Live FOB	N/T	Rail FOB	241.00-245.50

U.S. TRADE (U.S. funds)

The U.S. cash cattle trade on Thursday, saw a light trade at prices steady to Wednesday's market, with live sales in the south at \$111.00, while trade in the north ranged from \$183.00-\$185.00 dressed and \$113.00-\$115.00 live. Today the market is fairly quiet with just a couple of bids at \$111.00 live in the south and \$113.00 live in the north, but no sales have been reported. At this point it appears the bulk of this week's trade has been completed with southern trade steady to \$1.00 lower and northern trade fully steady. Prices this week ranged from:

Choice and Select Steers and Heifers:	Live	110.00-116.00
	Rail	180.00-185.00

CHICAGO MERCANTILE EXCHANGE

Closing quotes on futures today were as follows:

Live Cattle			Feeder Cattle			Corn			Soybeans			Canadian \$		
Aug	107.60	+0.20	Aug	139.97	+0.55	Sep	4.306	6.2	Aug	9.014	+20.2	Spot	76.55	-0.10
Oct	108.50	+0.25	Sep	139.80	+0.32	Dec	4.356	+6.0	Sep	9.072	+20.2	Sep	76.64	-0.10
Dec	113.17	+0.37	Oct	140.02	+0.30	Mar	4.440	+5.6	Nov	9.192	+20.2	Dec	76.71	-0.10
Feb	117.02	+0.65	Nov	140.22	+0.42	May	4.480	+5.6	Jan	9.316	+20.2	Mar	76.78	-0.10
Apr	118.77	+0.77	Jan	138.90	+0.45	Jul	4.512	+5.4	Mar	9.404	+19.2	Jun	76.81	-0.10
Jun	112.10	+0.67	Mar	137.90	+0.50	Sep	4.254	+3.6	May	9.486	+18.6	Sep	76.84	-0.09

Beef Farmers of Ontario, 130 Malcolm Road, Guelph, ON N1K 1B1 Phone: (519) 824-0334 Fax: (519) 824-9161 or email: markets@ontariobeef.com