



## Daily Market Information Report – Monday, July 22, 2019

The following information is collected from various sources and disseminated by Beef Farmers of Ontario.

### ONTARIO DIRECT TO PACKER RAILGRADE CATTLE TRADE

Prices are on a carcass weight basis before grade and weight discounts. (Prices regardless of delivery date).

<b>A Grade Steers</b>	240.00-244.00
<b>A Grade Heifers</b>	239.00-244.00

### ONTARIO LIVE CATTLE TRADE

Today at **Ontario Stockyards Inc.:** 22 veal on offer

	Price Range	Top
<b>Veal 600 lbs plus</b>	74.00-107.00	115.00
<b>Veal 451-600 lbs</b>	N/T	

Veal sold on a steady market.

At **Kawartha Lakes Community Sale Barn, July 20, 2019-** 3 fed cattle, 105 cows, 4 bulls, 34 stockers, 28 veal

	Price Range	Avg.	Top
<b>Cows</b>	67.00-94.50	80.18	102.00
<b>Veal 600 lbs+</b>	77.00-121.00	86.26	121.00
<b>Veal 125 lbs and under</b>	57.50-220.00	92.90	220.00

Veal sold on a steady market. Stockers sold strong while cows and bulls traded steady to stronger.

### ONTARIO STOCKER & FEEDER TRADE

Stocker sale at **Brussels Livestock: July 19, 2019 – 806** Stockers

<b>Steers</b>	<b>Price Range</b>	<b>Average</b>	<b>Top</b>	<b>Heifers</b>	<b>Price Range</b>	<b>Average</b>	<b>Top</b>
<b>1000+</b>	155.00-173.00	166.04	177.00	<b>900+</b>	143.00-161.00	152.84	167.25
<b>900-999</b>	165.00-183.50	176.33	183.50	<b>800-899</b>	160.00-172.00	166.88	172.00
<b>800-899</b>	192.00-197.00	194.25	197.00	<b>700-799</b>	170.25-179.00	173.75	181.00
<b>700-799</b>	183.00-206.00	191.00	212.00	<b>600-699</b>	168.00-189.50	175.42	190.00
<b>600-699</b>	188.00-217.00	197.52	236.00	<b>500-599</b>	165.00-205.00	181.50	205.00
<b>500-599</b>	187.00-228.00	210.15	243.00	<b>400-499</b>	188.00-208.00	198.83	208.00
<b>400-499</b>	214.00-269.00	244.86	269.00	<b>300-399</b>	165.00-190.00	176.00	202.00
<b>399-</b>	190.00-269.00	251.00	269.00				

Calves sold on a strong active trade at steady prices. Yearlings traded actively at prices \$3.00-\$5.00 cwt higher.

### LIVE CATTLE EXPORTS-ONTARIO

	<b>Week ending July 6, 2019</b>	<b>Week ending June 29, 2019</b>	<b>Year to Date</b>
<b>Total live slaughter cattle</b> exported from Ontario to the U.S.	<b>1,791</b>	<b>1,956</b>	<b>70,047</b>
<b>Steers &amp; Heifers &amp; Cows</b>	<b>1,484</b>	<b>1,676</b>	<b>62,029</b>
<b>Bulls</b>	<b>337</b>	<b>280</b>	<b>8,018</b>

### AVERAGE CARCASS WEIGHTS – CANADA

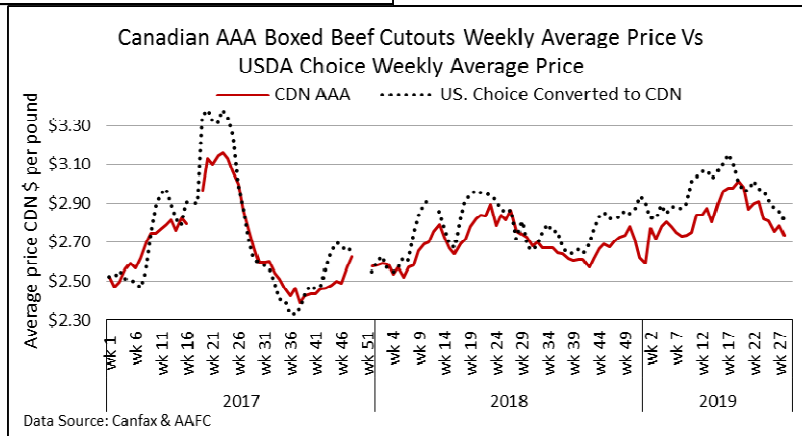
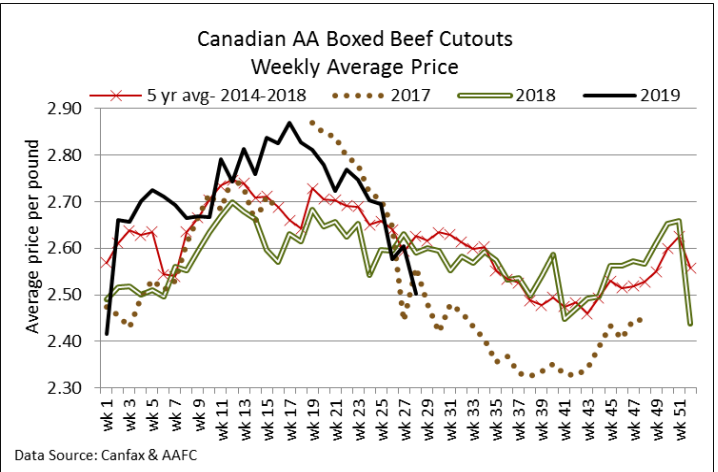
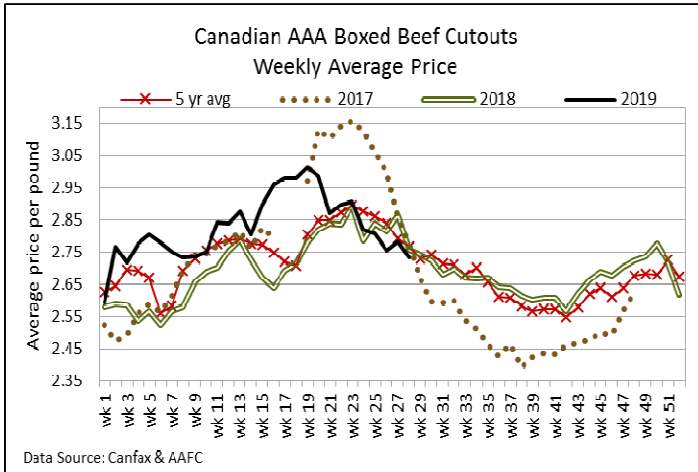
	Steers	Heifers
<b>July 13, 2019</b>	872	799
<b>July 6, 2019</b>	874	805
<b>July 14, 2018</b>	865	807

### FEDERALLY INSPECTED CANADIAN PROCESSING

	Week Ending July 13, 2019	# of hd change from week ago	YTD	% Change (Week Ago)	% Change (Year Ago)
<b>Grand Total</b>	60,804	+1,462	1,658,726	+2%	+6%
<b>Western Slaughter</b>	47,709	-201	1,291,171	-0%	+6%
<b>Eastern Slaughter</b>	13,095	+1,663	367,555	+15%	+6%

### USDA ESTIMATED CATTLE PROCESSING VOLUME

	Week Ending July 20, 2019	Previous Week	Year Ago
<b>Grand Total</b>	651,000	655,000	635,000



### CANADIAN BOXED BEEF CUT-OUT VALUES

Week Ending	AAA	AA
July 12, 2019	2.7341	2.5018
July 5, 2019	2.7547	2.6046
June 28, 2019	2.7547	2.5757

### **U.S. BOXED BEEF CUT-OUT VALUES (U.S. funds)**

	<b>Choice 600-900</b>	<b>Select 600-900</b>
<b>Cutout Values</b> (noon estimate):	213.19	189.68
<b>Change</b> (from yesterday's close):	-0.23	+0.17
<b>Current Five Day Average:</b>	213.10	188.96

### **U.S. TRADE (U.S. funds)**

In the U.S. cash cattle trade last week was steady in the north and \$1.00 easier in the south. Final results posted by the USDA Mandatory Price Report listed total sales for the week from \$110.00-\$119.00 live, with steers averaging \$113.02 down \$0.35, while heifers averaged \$112.28 down \$0.56. On the rail steers and heifers sold from \$180.00-\$185.00 dressed, with steers averaging \$183.00 up \$0.13, while heifers averaged \$182.80 down \$0.11.

Today the market was very quiet as new show lists were distributed. This week's offering is reported to be higher in volume in Texas and lower in all other feeding states. Asking prices and bids are currently unestablished and are expected to remain that way until the middle of the week.

<b>Choice and Select Steers and Heifers:</b>	Live	110.00-119.00
	Rail	180.00-185.00

### **CHICAGO MERCANTILE EXCHANGE**

Closing quotes on futures today were as follows:

<b>Live Cattle</b>			<b>Feeder Cattle</b>			<b>Corn</b>			<b>Soybeans</b>			<b>Canadian \$</b>		
<b>Aug</b>	108.45	+0.85	<b>Aug</b>	142.17	+2.20	<b>Sep</b>	4.222	-8.4	<b>Aug</b>	8.882	-13.2	<b>Spot</b>	76.26	-0.29
<b>Oct</b>	109.15	+0.65	<b>Sep</b>	142.42	+2.62	<b>Dec</b>	4.266	-9.0	<b>Sep</b>	8.940	-13.2	<b>Sep</b>	76.34	-0.29
<b>Dec</b>	113.80	+0.62	<b>Oct</b>	142.65	+2.62	<b>Mar</b>	4.356	-8.2	<b>Nov</b>	9.056	-13.4	<b>Dec</b>	76.43	-0.28
<b>Feb</b>	117.70	+0.67	<b>Nov</b>	142.55	+2.32	<b>May</b>	4.402	-7.6	<b>Jan</b>	9.184	-13.2	<b>Mar</b>	76.50	-0.28
<b>Apr</b>	119.40	+0.62	<b>Jan</b>	141.05	+2.15	<b>Jul</b>	4.436	-7.4	<b>Mar</b>	9.282	-12.2	<b>Jun</b>	76.53	-0.28
<b>Jun</b>	112.67	+0.57	<b>Mar</b>	139.90	+2.00	<b>Sep</b>	4.220	-3.4	<b>May</b>	9.370	-11.6	<b>Sep</b>	76.56	-0.27

Beef Farmers of Ontario, 130 Malcolm Road, Guelph, ON N1K 1B1 Phone: (519) 824-0334 Fax: (519) 824-9161 or email: [markets@ontariobeef.com](mailto:markets@ontariobeef.com)