



## Daily Market Information Report - Tuesday, August 6, 2019

The following information is collected from various sources and disseminated by Beef Farmers of Ontario.

### ONTARIO DIRECT TO PACKER RAILGRADE CATTLE TRADE

Prices are on a carcass weight basis before grade and weight discounts. *(Prices for today regardless of delivery date).*

<b>A Grade Steers</b>	237.00-240.00
<b>A Grade Heifers</b>	237.00-240.00

### ONTARIO LIVE CATTLE TRADE

Today at **Brussels Livestock**: 80 Fed Cattle & 200 Cows

	Price Range	Top
<b>Choice Steers &amp; Heifers</b>	144.00-147.00	
<b>Second Cut Cattle</b>	140.00-144.00	
<b>Good Beef Cows</b>	98.00-106.00	107.50
<b>D1 &amp; D2</b>	85.00-90.00	
<b>D3</b>	76.00-80.00	
<b>D4</b>	70.00-75.00	

A light run of fed steers and heifers sold on a good steady trade. Cows sold steady.

Today at **Ontario Livestock Exchange**: 343 Veal & 105 Cows

	Price Range	Top
<b>Top quality Cows</b>	79.00-90.00	102.00
<b>Beef Veal</b>	123.00-148.00	187.00
<b>Good Holstein</b>	102.00-117.00	120.00
<b>Medium Holstein</b>	89.00-100.00	
<b>Plain Holstein</b>	70.00-78.00	
<b>Heavy Holstein</b>	90.00-110.00	

Veal sold at stronger prices. Cows sold actively at higher prices.

Today at **Keady Livestock Market**: 228 stockers, 54 cows & bulls, 140 dollar calves

Heavier feeder cattle sold at prices \$1.00-\$3.00 cwt higher. Cows sold on a steady market with sales from \$80.00-\$90.00 cwt. Dollar calves sold barely steady with Holstein calves from \$5.00-\$100.00 and x-bred calves from \$205.00-\$410.00 per head.

At **Ontario Stockyards Inc, August 5, 2019 - 82 Veal**

	Price Range	Avg	Top
<b>Veal 600 lbs +</b>	94.00-118.00	105.91	124.00

Light veal calves sold steady to slightly higher. Good holiday types sold \$100.00-\$15.00 cwt higher with all others steady.

At **Kawartha Lakes Co-op Auction Market: August 3, 2019 – 119 cows, 4 bulls, 95 veal, 9 stockers, 5 fed cattle**

	Price Range	Average	Top
<b>Cows</b>	71.00-99.00	80.42	104.50
<b>Veal 600 lbs +</b>	87.00-114.00	96.26	125.00
<b>Veal calves 125- lbs</b>	46.67-125.00	75.10	125.00

Veal sold on a strong demand. Stockers sold steady. Cows and bulls sold strong.

Ontario auction sales on **Friday, Saturday and Monday** saw weighted prices for:

	Volume	Price Range	Average	Top
Cows	418	60.60-90.75	72.56	110.00
Bulls all weights	22	80.14-116.28	98.79	140.00
Veal Calves 600+	142	88.52-14.84	100.37	180.00
Veal Calves under 125 lbs	614	45.85-190.96	85.44	315.00

Stocker sale at **Brussels Livestock: August 2, 2019 – 835** Stockers

<b>Steers</b>	<b>Price Range</b>	<b>Average</b>	<b>Top</b>	<b>Heifers</b>	<b>Price Range</b>	<b>Average</b>	<b>Top</b>
<b>1000+</b>	155.00-168.00	164.32	176.00	<b>900+</b>	151.00-168.75	159.19	169.00
<b>900-999</b>	169.00-188.00	179.44	192.00	<b>800-899</b>	161.50-168.25	164.77	171.00
<b>800-899</b>	184.00-205.00	198.84	205.00	<b>700-799</b>	160.00-174.00	167.54	181.00
<b>700-799</b>	202.00-215.25	210.42	219.00	<b>600-699</b>	151.00-190.50	180.12	190.50
<b>600-699</b>	165.00-220.00	189.19	236.00	<b>500-599</b>	170.50-185.00	176.95	201.00
<b>500-599</b>	200.00-246.00	218.72	246.00	<b>400-499</b>	199.00-204.00	200.86	206.00
<b>400-499</b>	212.00-248.00	228.70	248.00				

Calves and yearlings sold on a very active trade at prices \$3.00-\$5.00 cwt higher.

#### LIVE CATTLE EXPORTS-ONTARIO

	<b>Week ending July 13, 2019</b>	<b>Week ending July 6, 2019</b>	<b>Year to Date</b>
<b>Total</b> live slaughter cattle exported from Ontario to the U.S.	<b>1,989</b>	<b>1,791</b>	<b>72,036</b>
<b>Steers &amp; Heifers &amp; Cows</b>	<b>1,706</b>	<b>1,484</b>	<b>63,735</b>
<b>Bulls</b>	<b>283</b>	<b>337</b>	<b>8,301</b>

#### AVERAGE CARCASS WEIGHTS – CANADA

	<b>Steers</b>	<b>Heifers</b>
<b>July 27, 2019</b>	881	817
<b>July 20, 2019</b>	885	813
<b>July 28, 2018</b>	877	796

#### FEDERALLY INSPECTED CANADIAN PROCESSING

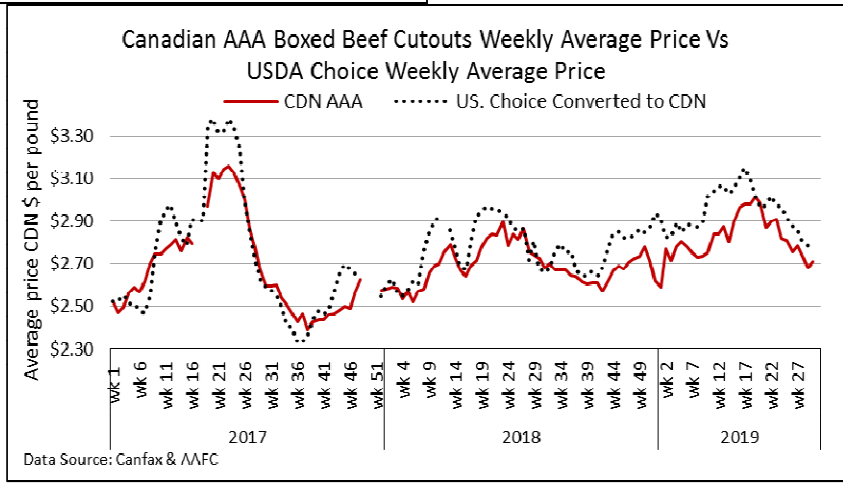
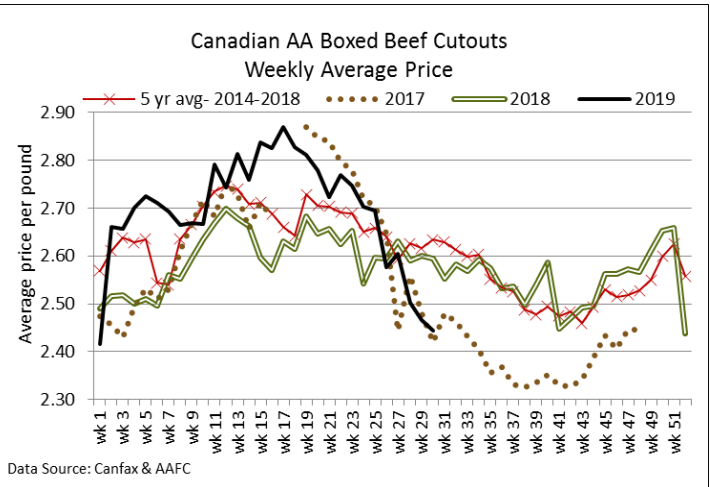
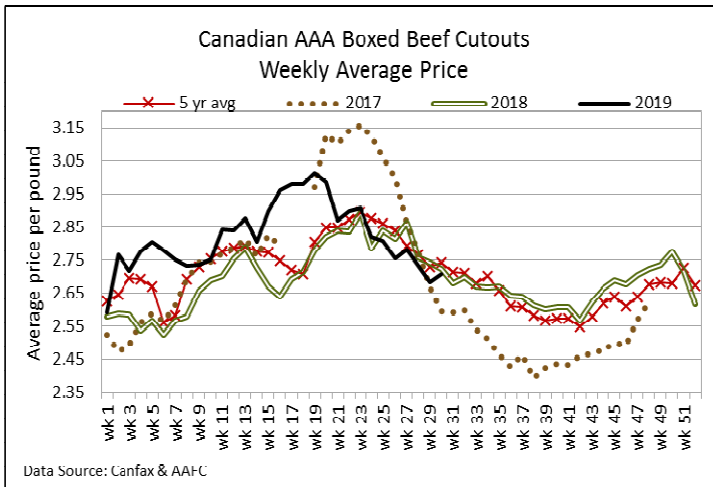
	<b>Week Ending July 27, 2019</b>	<b># of hd change from week ago</b>	<b>YTD</b>	<b>% Change (Week Ago)</b>	<b>% Change (Year Ago)</b>
<b>Grand Total</b>	61,664	-7,265	1,789,319	-11%	+6%
<b>Western Slaughter</b>	48,337	-7,698	1,395,543	-14%	+6%
<b>Eastern Slaughter</b>	13,327	+433	393,776	+3%	+5%

#### USDA ESTIMATED CATTLE PROCESSING VOLUME

	<b>Week Ending August 3, 2019</b>	<b>Previous Week</b>	<b>Year Ago</b>
<b>Grand Total</b>	626,000	654,000	624,000

#### CANADIAN BOXED BEEF CUT-OUT VALUES

<b>Week Ending</b>	<b>AAA</b>	<b>AA</b>
July 26, 2019	2.7085	2.4442
July 19, 2019	2.6827	2.4655
July 12, 2019	2.7341	2.5018



**U.S. BOXED BEEF CUT-OUT VALUES (U.S. funds)**

	<b>Choice</b>	<b>Select</b>
	<b>600-900</b>	<b>600-900</b>
<b>Cutout Values (noon estimate):</b>	215.78	192.42
<b>Change (from yesterday's close):</b>	+1.08	+0.75
<b>Current Five Day Average:</b>	214.25	190.49

**U.S. TRADE (U.S. funds)**

The U.S. cash cattle trade last week was steady to \$1.00 lower than the previous week. Sales in the south were mostly \$111.00 on a live basis, down \$1.00. In the north trade ranged from \$114.00-\$117.00 live, steady to \$1.00 lower and \$183.00-\$185.00 dressed which is steady. The overall prices for the entire week, reported by the USDA Mandatory Price Report, listed sales ranging from \$109.00-\$118.00 live and \$180.00-\$185.00 dressed. Steers, for the week, averaged \$113.82 live up \$0.17 while live heifers averaged \$112.25 down \$1.11. On the rail steers averaged \$184.30 up \$0.93 while heifers averaged \$183.16 up \$0.22 from the previous week on average.

Yesterday, trade was basically at a standstill as both sides took inventory and new show lists were distributed yesterday. This week's offering is reported as larger than last week in volume, with the exception of Kansas which is steady to last week. 21 head sold yesterday at \$185.00 delivered in the north however, one sale does not make a market. At this time both bids and asking prices are unestablished and will likely stay that way until Wednesday.

<b>Choice and Select Steers and Heifers:</b>	Live	N/T
	Rail	N/T

### CHICAGO MERCANTILE EXCHANGE

Closing quotes on futures **MONDAY August 5<sup>th</sup>** were as follows:

Live Cattle		Feeder Cattle		Corn		Soybeans		Canadian \$	
Aug	107.80 +0.15	Aug	140.52 +0.90	Sep	4.052 +5.6	Aug	8.502 +0.0	Spot	- -
Oct	107.40 -0.42	Sep	139.40 +1.17	Dec	4.146 +5.2	Sep	8.560 +0.2	Sep	75.71 -0.04
Dec	111.90 +0.12	Oct	138.42 +0.45	Mar	4.254 +0.5	Nov	8.686 +0.2	Dec	75.78 -0.05
Feb	116.05 +0.60	Nov	139.10 +0.67	May	4.304 +0.4	Jan	8.820 +0.0	Mar	75.81 -0.08
Apr	117.77 +0.60	Jan	137.87 +0.80	Jul	4.344 +3.6	Mar	8.936 -0.4	Jun	75.81 -0.11
Jun	111.17 +0.67	Mar	137.25 +0.85	Sep	4.196 +3.0	May	9.052 -0.4	Sep	75.79 -0.15

Closing quotes on futures **today** were as follows:

Live Cattle		Feeder Cattle		Corn		Soybeans		Canadian \$	
Aug	107.12 -0.67	Aug	139.97 -0.55	Sep	4.040 -1.2	Aug	8.476 -2.4	Spot	75.30 -0.34
Oct	106.22 -1.17	Sep	139.45 +0.05	Dec	4.124 -2.2	Sep	8.530 -3.0	Sep	75.35 -0.35
Dec	110.90 -1.00	Oct	138.65 +0.22	Mar	4.220 -3.4	Nov	8.656 -3.0	Dec	75.42 -0.35
Feb	115.10 -0.95	Nov	138.70 -0.40	May	4.264 -4.0	Jan	8.792 -2.6	Mar	75.48 -0.33
Apr	116.82 -0.95	Jan	137.17 -0.70	Jul	4.300 -4.4	Mar	8.906 -3.0	Jun	75.50 -0.31
Jun	110.25 -0.92	Mar	136.45 -0.80	Sep	4.134 -6.2	May	9.020 -3.2	Sep	75.52 -0.27

Beef Farmers of Ontario, 130 Malcolm Road, Guelph, ON N1K 1B1 Phone: (519) 824-0334 Fax: (519) 824-9161 or email: [markets@ontariobeef.com](mailto:markets@ontariobeef.com)