



Daily Market Information Report – Friday August 16, 2019

The following information is collected from various sources and disseminated by Beef Farmers of Ontario.

ONTARIO DIRECT TO PACKER RAILGRADE CATTLE TRADE

Prices are on a carcass weight basis before grade and weight discounts. (Prices regardless of delivery date.)

A Grade Steers	235.00-240.00
A Grade Heifers	235.00-240.00

ONTARIO LIVE CATTLE TRADE

Today at **Brussels Livestock: 950** stockers (175 yearlings left to sell at time of reporting.)

Steers	Price Range	Average	Top	Heifers	Price Range	Average	Top
1000+	156.00-178.50	172.06	178.50	900+	144.00-161.50	153.56	170.00
900-999	171.00-185.00	177.80	186.00	800-899	147.00-172.50	162.64	179.50
800-899	164.00-184.75	176.66	194.00	700-799	155.00-177.50	166.71	177.50
700-799	168.00-198.00	181.44	208.00	600-699	160.00-196.00	177.04	198.50
600-699	175.00-229.50	202.48	229.50	500-599	175.00-205.75	198.91	205.75
500-599	186.00-239.50	217.82	239.50	400-499	192.00-208.00	201.63	208.00
400-499	186.00-264.00	224.95	264.00				
399	175.00-163.00	240.92	263.00				

Calves sold on a steady market with yearlings trading on an easier market. Final results will be posted on Monday.

Ontario auction sales on **Thursday** saw weighted prices for:

	Volume	Price Range	Average	Top
Large & Medium Frame Fed Steers +1250 lbs	43	114.50-151.50	140.17	151.50
Large & Medium Frame Fed Heifers +1000 lbs	33	105.73-139.64	126.9.0	144.50
Fed steers, dairy and dairy cross +1250 lbs	67	104.28-115.04	109.86	117.50
Fed heifers, dairy and dairy cross +1000 lbs	16	77.00-93.00	87.47	103.50
Cows	486	65.29-87.18	74.28	104.00
Bulls all weights	16	94.56-112.19	104.08	120.00
Veal +600 lbs	123	89.02-118.41	101.62	156.00
Veal Calves 125 lbs & under	47	30.00-80.00	58.24	210.00

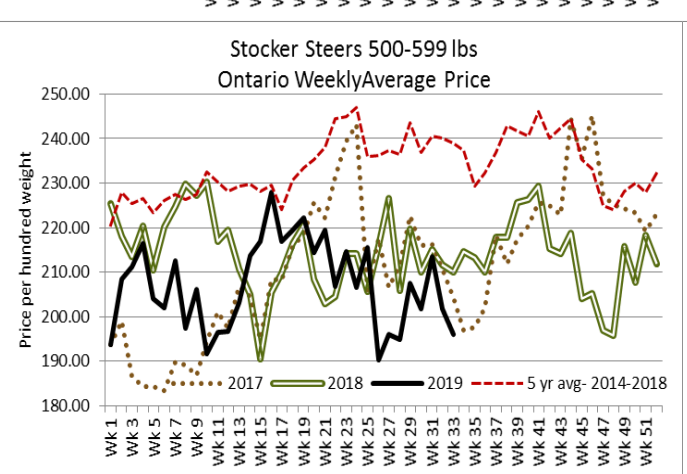
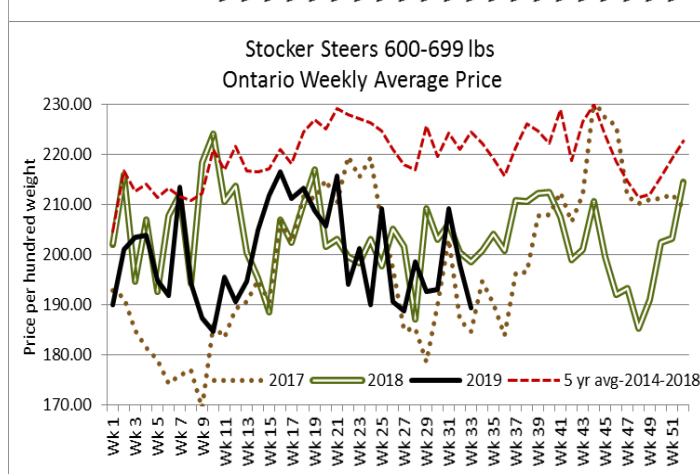
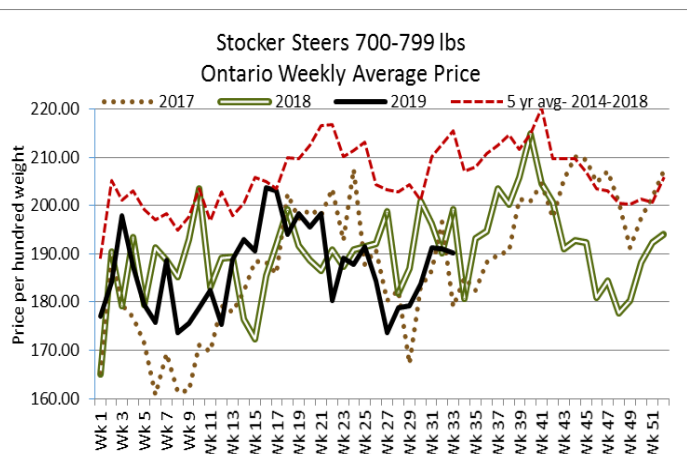
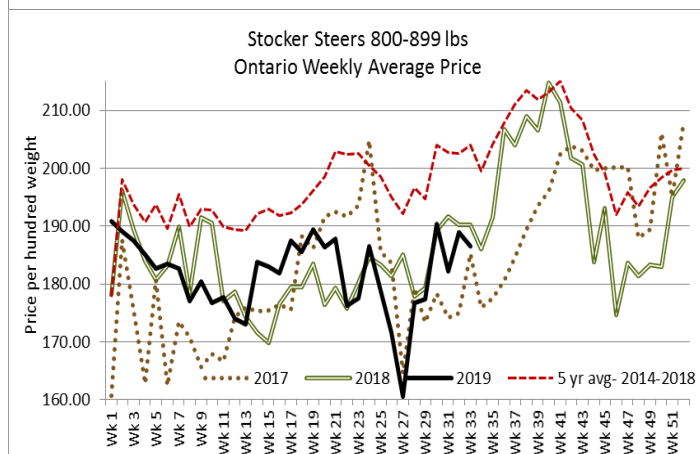
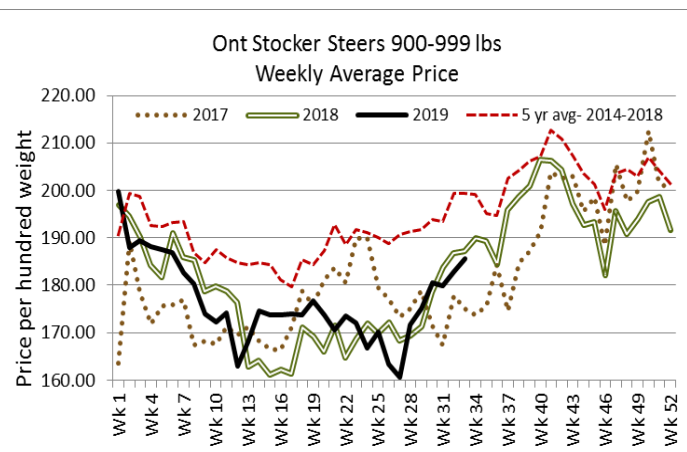
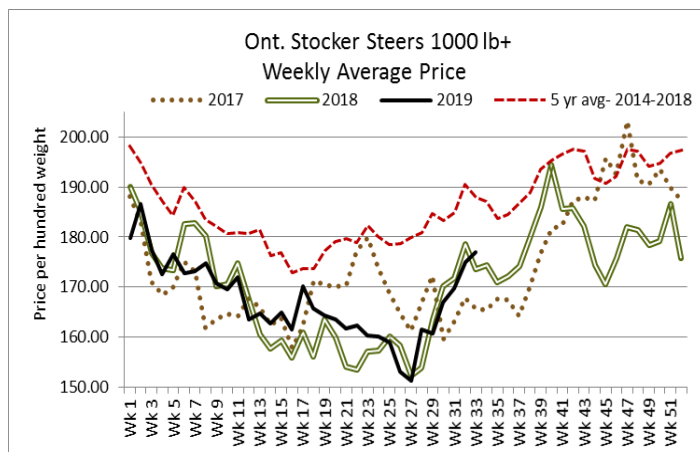
Stocker sale at: **Ontario Livestock Exchange, August 15, 2019– 320** Stockers

Steers	Price Range	Average	Top	Heifers	Price Range	Average	Top
700-799	155.00-194.00	181.55	194.00	700-799	129.00-150.00	139.68	164.00
600-699	76.00-221.00	160.36	222.50	600-699	112.50-175.00	158.93	175.00
500-599	137.50-215.00	189.64	215.00	500-599	125.00-177.50	149.03	177.50
400-499	85.00-175.00	122.50	217.50	400-499	122.50-230.00	164.44	165.00
399-	125.00-242.50	191.88	250.00				

Stockers sold on a good active steady trade.

Stocker sale at: **Ottawa Livestock Exchange, August 15, 2019– 91** Stockers

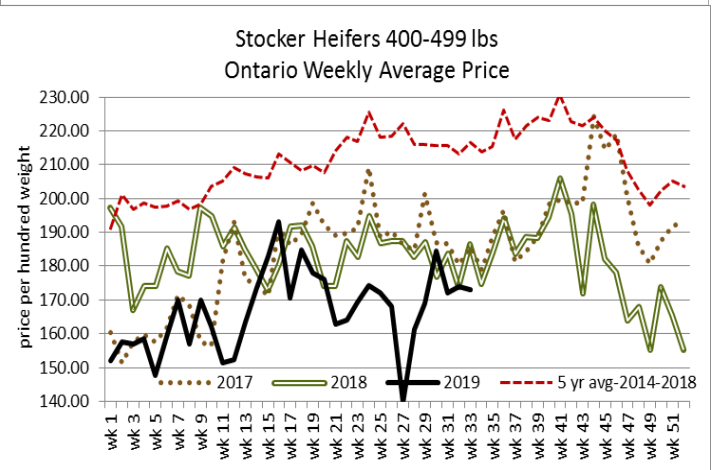
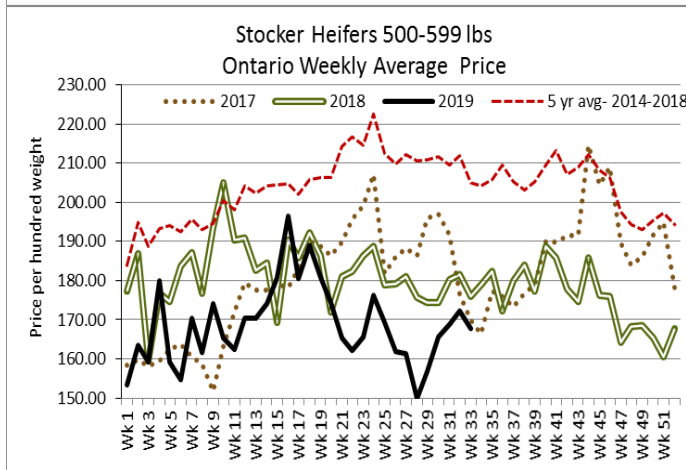
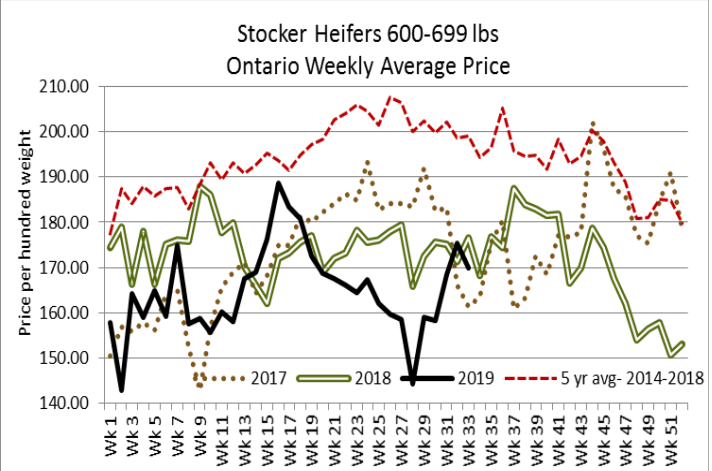
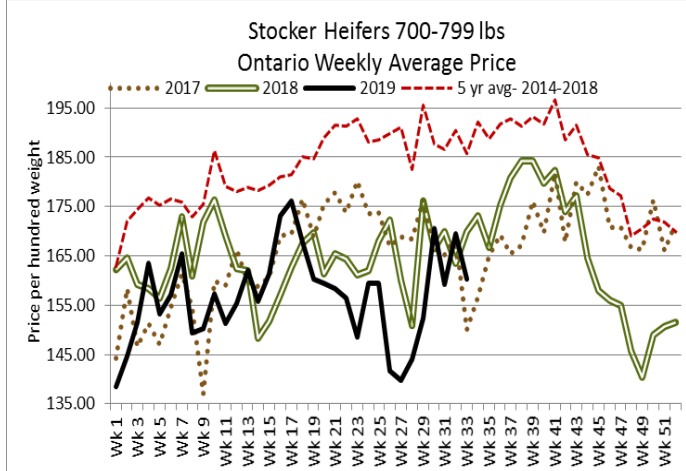
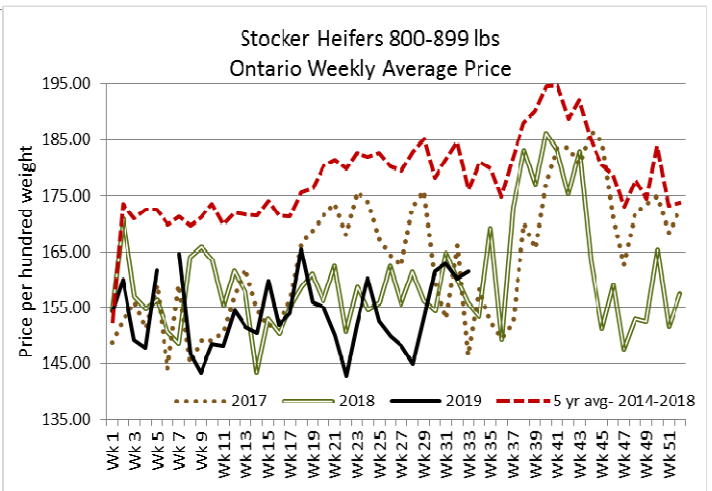
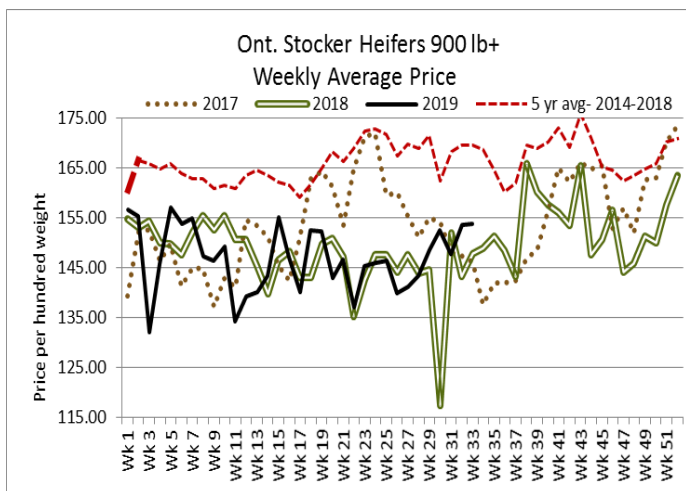
Steers	Price Range	Average	Top	Heifers	Price Range	Average	Top
700-799	100.00-194.00	167.67	194.00	600-699	164.00-180.00	169.20	180.00
600-699	177.00-216.00	205.00	216.00	500-599	116.00-196.00	167.89	196.00
500-599	124.00-228.00	208.91	228.00				
400-499	226.00-252.00	239.09	252.00				
399-	80.00-256.00	203.63	256.00				



Stocker sale at Ontario Stockyards Inc., August 15, 2019— 539 Stockers

Steers	Price Range	Average	Top	Heifers	Price Range	Average	Top
1000+	110.00-164.00	139.05	164.00	900+	110.50-175.00	141.83	175.00
900-999	119.00-196.50	171.38	196.50	800-899	138.00-173.00	156.68	179.00
800-899	162.00-197.50	186.46	197.50	700-799	141.00-191.00	166.04	199.00
700-799	167.00-211.00	193.12	220.50	600-699	162.50-205.00	183.64	210.00
600-699	152.50-227.50	196.53	237.00	500-599	152.00-214.00	190.55	222.00
500-599	140.00-236.00	179.06	248.00	400-499	170.00-207.00	194.17	223.00
400-499	160.00-221.00	189.77	242.00	300-399	177.50-230.00	202.36	230.00
399-	237.50-270.00	262.53	270.00				

Replacements traded actively at prices \$3.00-\$5.00 cwt higher.



U.S. BOXED BEEF CUT-OUT VALUES (U.S. funds)

Cutout Values (noon estimate):
Change (from yesterday's close):
Current Five Day Average:

Choice
600-900
 237.85
 +1.73
 225.96

Select
600-900
 212.67
 +2.00
 201.76

QUEBEC ELECTRONIC AUCTION MARKET (F.O.B. THE FEEDLOT)

For the week ending August 15, 2019

Price
 \$232.25-\$236.00

Change from Last Week
 -4.32

ALBERTA DIRECT TRADE

Alberta's direct trade this week was too light to establish a price report. Canfax noted bids in the low to mid 230's delivered, on a dressed basis on Wednesday, but no trade occurred. On Thursday Canfax reported bids at \$234.00 delivered, but again, no sales. Canfax notes: "Thursday bids were stronger than Wednesday but are 10.00-12.00 lower than last week. Packers are wanting to buy cattle at sharply lower money while producers seem willing to carry cattle into next week. Packers were indicating it is going to take longer to lift cattle. Yesterday there were reports some cattle would not be picked up until mid-September."

Steers	Live FOB	N/T	Rail FOB	N/T
Heifers	Live FOB	N/T	Rail FOB	N/T

U.S. TRADE (U.S. funds)

The U.S. cash cattle trade was light to moderate yesterday afternoon with dressed deals from \$170.00-\$172.00, mostly \$172.00 down \$10.00 from last week on average. In the south light to moderate trade on Wednesday was \$5.00 lower at \$105.00 live. Today a couple of bids have surfaced at \$105.00 live in the south and \$170.00 dressed in the north, but no trade has surfaced. The bulk of this week's trade was completed on Wednesday and Thursday.

The fire at the Tyson plant in Kansas has left the market in turmoil this week. US boxed beef prices increased considerably due to the loss of production from the Kansas plant shut down. USDA boxed beef prices since Monday have increased by \$12.88 for select and \$17.50 on the choice by Thursday close, which should motivate packers to ramp up production wherever possible.

Agcenter.com reports: TYSON GARDEN CITY PLANT UPDATE- "Tyson's Fresh Meats Division CEO Steve Stouffer met with media at the Garden City plant yesterday to inform the public and suppliers that Tyson is working as quickly as possible to restore major damage to its beef processing facility. He said it will be months rather than weeks before the plants is fully operational. While the structural damage is not a large area, the fire impacted major critical systems, including electrical that will be more difficult to repair. He said it appeared the fire was started by a welding torch. Tyson said the structural work can begin immediately but more time is required for the electrical repairs. Stouffer declined to offer a firm timeline and said Tyson is still getting more information on the damage and repairs."

Choice and Select Steers and Heifers:	Live	103.00-108.65- weekly range
	Rail	165.00-172.00- weekly range

CHICAGO MERCANTILE EXCHANGE

Closing quotes on futures today were as follows:

Live Cattle			Feeder Cattle			Corn			Soybeans			Canadian \$		
Aug	99.92	-0.27	Aug	134.57	-1.20	Sep	3.710	+10.2	Aug	8.672	+9.2	Spot	75.36	+0.30
Oct	98.05	-0.47	Sep	132.37	-0.92	Dec	3.806	+9.6	Sep	8.796	+9.0	Sep	75.39	+0.30
Dec	103.52	-0.75	Oct	132.85	-0.90	Mar	3.926	+9.2	Nov	8.934	+9.2	Dec	75.47	+0.30
Feb	108.92	-0.62	Nov	132.75	-0.90	May	4.000	+8.6	Jan	9.064	+9.4	Mar	75.54	+0.31
Apr	111.30	-0.70	Jan	130.92	-0.85	Jul	4.056	+8.0	Mar	9.174	+9.2	Jun	75.53	+0.30
Jun	104.82	-0.82	Mar	130.30	-0.70	Sep	4.050	+5.6	May	9.280	+9.0	Sep	75.52	+0.29

Beef Farmers of Ontario, 130 Malcolm Road, Guelph, ON N1K 1B1 Phone: (519) 824-0334 Fax: (519) 824-9161 or email: markets@ontariobeef.com

