

Daily Market Information Report – Thursday August 22, 2019

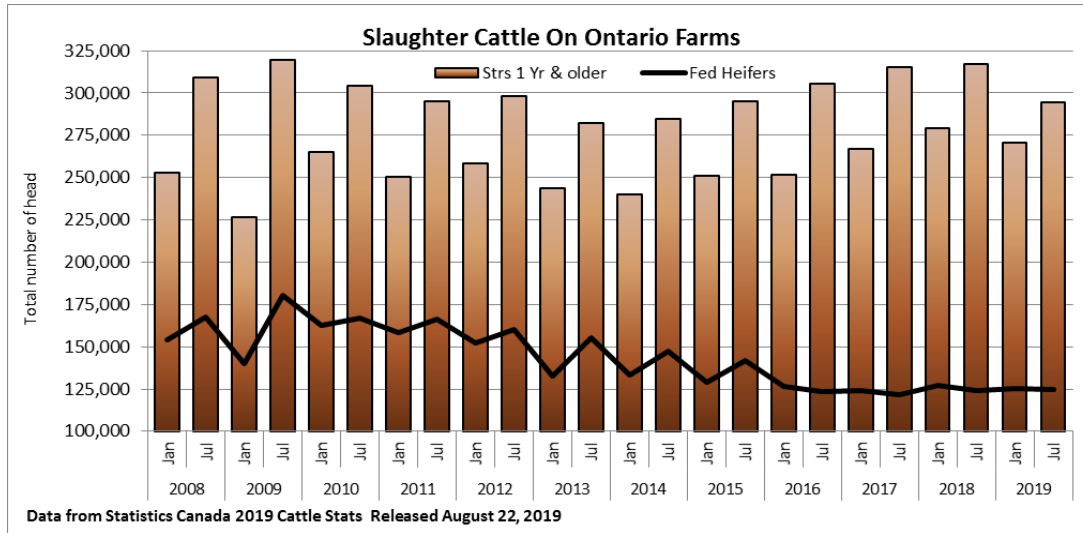
The following information is collected from various sources and disseminated by Beef Farmers of Ontario.

ONTARIO DIRECT TO PACKER RAILGRADE CATTLE TRADE

Prices are on a carcass weight basis before grade and weight discounts, regardless of delivery date:

Prices reported for Wednesday August 21, 2019

A Grade Steers	235.00
A Grade Heifers	234.00-235.00



As of July 1, 2019 there are 419,000 head of fed steers and heifers on Ontario farms reports Stats Canada, up 23,300 head from January 1, 2019, but down 22,500 from July 1, 2018. Steers 1 year and over on Ontario farms total 294,400 head as of July 1, 2019, up 24,000 from January 1, 2019, but 23,000 less than July 1, 2018. July 2019 volumes of steers in this category are the lowest levels for July 1st since 2014. Heifers for processing on Ontario farms total 124,600 head as of July 1, 2019. This is down 700 head from January 1, 2019, but up 500 head from last July. Heifer volumes have been about steady since 2016.

ONTARIO LIVE CATTLE TRADE

Today at **Ontario Livestock Exchange: 200 Fed Cattle, 500 Cows, 265 Stockers, 20 veal**

	Price Range	Top
Good Fed Steers	142.00-145.50	150.00
Good Fed Heifers	141.00-144.50	150.00
Holstein Steers	105.00-115.00	119.00
Good Cows	73.00-87.00	107.00
Steers 700 lbs+	171.00-202.50	
Lightweight Steers	180.00-242.50	
Heifers 700 lbs+	140.00-187.50	
Lightweight Heifers	142.00-180.00	

Fed cows sold on a steady market. Fed steers and heifers also sold at steady prices while Holstein steers sold at firm prices. Stockers sold steady.

Today at **Brussels Livestock: 190 Veal**

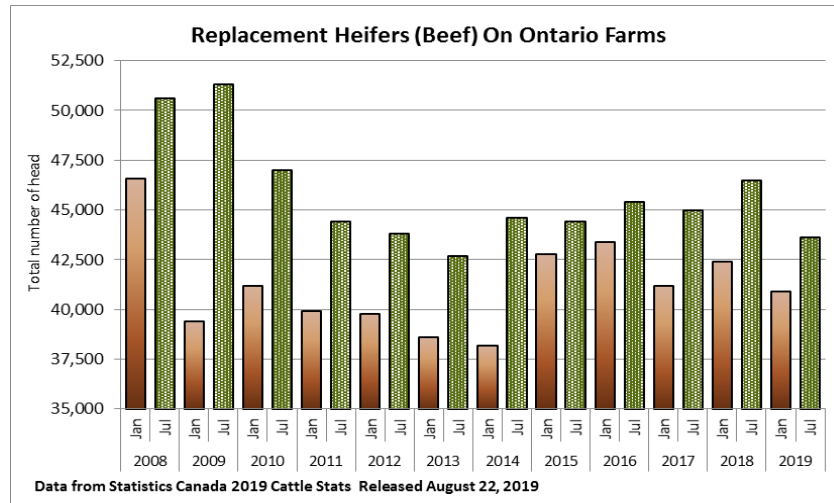
	Price Range	Top
Good Holsteins	100.00-118.00	124.00
Slightly Heavy Holsteins	100.00-110.00	
Heavy Holsteins 800 lbs+	90.00-100.00	
Medium Holsteins	95.00-105.00	

Veal sold on a good active trade at steady prices.

Today at **Ontario Stockyards Inc.:** 550 stockers – Sale still in progress

Steers	Price Range	Average	Top	Heifers	Price Range	Average	Top
1000+	151.50-162.50	154.74	162.50	900+	131.00-177.00	166.00	177.00
900-999	147.50-174.00	164.59	177.00	800-899	150.00-173.00	162.55	173.00
800-899	179.00-188.00	183.20	188.00	700-799	137.50-186.00	168.60	206.00
700-799	157.00-221.50	196.22	221.50	600-699	165.00-206.00	185.41	206.00
600-699	185.00-230.00	208.49	239.00	500-599	182.50-221.00	198.22	221.00
500-599	177.50-239.00	216.34	249.00	400-499	175.00-211.00	197.40	211.00
400-499	211.00-255.0	230.18	255.00	300-399	192.50-206.00	198.50	206.00
399-	235.00-270.00	248.91	270.00	299-	85.00-170.00	151.19	255.00

All classes of replacement cattle sold actively at fully steady prices. Final results will be posted on Friday.

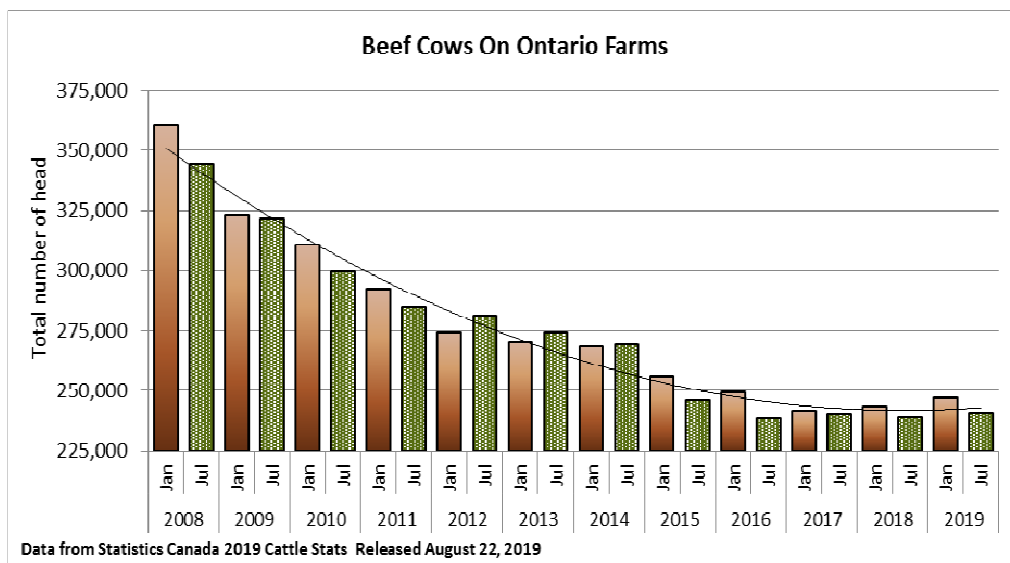


Replacement heifers on Ontario farms, reported by Stats Canada, lists 43,600 head on July 1, 2019. This is up 2,700 head from January 1, 2019, but 2,900 less than July 2018. Comparing July to July volumes, this is the lowest July volume since 2013.

At **Aylmer Stockyards Inc.:** August 21, 2019- 50 Veal, 116 Cows, 13 Fed Cattle, 22 stockers, 6 bulls

	Price Range	Average	Top
Cows	50.00-90.00	75.80	90.00
Veal over 600 lbs	77.00-136.00		

190 replacement calves ranged from \$7.00-\$550.00, for an average price of \$88.08 per head.

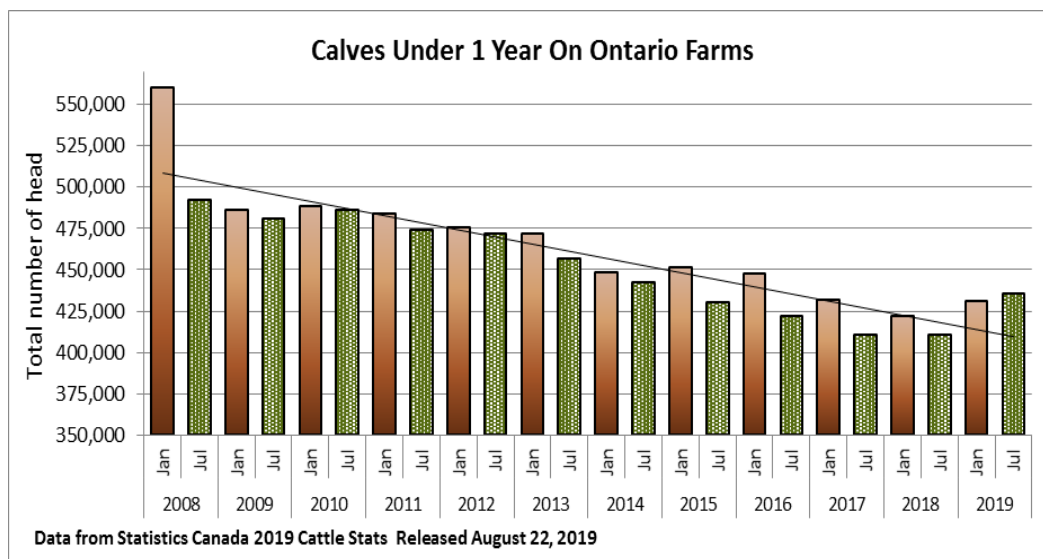


Beef cow volumes on Ontario farms as of July 1, 2019 (Stats Canada) are reported at 240,800 head, down 6,200 from January 1, 2019, but 1,700 more than July 1, 2018. For the last three years July volumes have been about steady following the July 1, 2016 low of 238,300 head.

Ontario auction sales on **Wednesday** saw weighted prices for:

	Volume	Price Range	Average	Top
Large & Medium Frame Fed Steers +1250 lbs	26	118.25-142.75	132.94	150.00
Large & Medium Frame Fed Heifers +1000 lbs	45	133.62-153.69	142.26	157.00
Fed heifers, dairy and dairy cross +1000 lbs	15	72.00-97.66	86.66	103.50
Cows	499	58.74-88.79	75.30	106.00
Bulls under 1600 lbs	21	78.24-110.57	98.54	115.99
Bulls over 1600 lbs	29	96.43-111.91	106.16	116.50
Veal over 600 lbs	48	81.50-131.67	105.64	136.00
Veal under 125 lbs	208	42.22-333.81	94.50	405.00

To check out individual auction market results on the Ontario Beef website go to <http://www.ontariobeef.com/markets/marketreports.aspx>



Stats Canada reported the volume of calves under 1 year on Ontario farms at 435,400 head. This is up 4,200 from January 1, 2019 and 25,100 higher than July 1, 2018. Comparing July volumes, 2019 is the largest July volume since 2014.

Stocker sale at **Ontario Livestock Exchange: August 21, 2019 – 572 Stockers**

Steers	Price Range	Average	Top	Heifers	Price Range	Average	Top
1000+	162.00-191.00	175.32	191.00				
900-999	168.50-193.00	180.90	193.00				
800-899	185.00-194.00	190.25	194.00				

Feeders sold on a steady market.

U.S. BOXED BEEF CUT-OUT VALUES (U.S. funds)

	Choice 600-900	Select 600-900
Cutout Values (noon estimate):	239.35	218.08
Change (from yesterday's close):	-2.39	+2.38
Current Five Day Average:	239.48	213.68

ALBERTA DIRECT TRADE

Alberta direct trade was reported by Canfax as light to moderate yesterday with prices approximately \$4.00 cwt below two weeks ago. Sales were reported from \$239.00-\$239.50 delivered on a dressed basis and at \$140.00 on a live basis. With most of last week's offering being carried over to this week, business is expected to continue today. Asking prices continue to sit around the mid \$240's delivered.

Steers	Live	140.00	Rail	239.00-239.50
Heifers	Live	140.00	Rail	239.00-239.50

U.S. TRADE (U.S. funds)

The U.S cash cattle trade saw a light test yesterday in the north from \$170.00-\$175.00 delivered, which is steady to \$3.00 cwt higher. Live trade was noted from \$105.00-\$110.00, mostly \$107.00 which is steady to \$1.00 higher than last week. Today, a couple of deals in the north were noted at \$108.00 live, up \$1.00 from Wednesday on average, but not enough to establish a market. Bids today are sitting at \$105.00 live in the south and \$172.00-\$176.00 dressed in the north. Asking prices are holding at \$108.00-\$109.00 live in the south and \$178.00-\$180.00 dressed in the north. It appears that active trade is going to be delayed until Friday.

Choice and Select Steers and Heifers: Live 105.00-110.00
Rail 170.00-175.00

CHICAGO MERCANTILE EXCHANGE

Closing quotes on futures today were as follows:

Live Cattle		Feeder Cattle		Corn		Soybeans		Canadian \$	
Aug	104.97 +2.30	Aug	138.40 +1.02	Sep	3.632 +0.6	Sep	8.560 -4.4	Spot	75.18 -0.02
Oct	101.10 +0.87	Sep	136.42 +1.12	Dec	3.710 +0.6	Nov	8.686 -4.2	Sep	75.22 -0.02
Dec	106.10 +0.80	Oct	135.47 +0.92	Mar	3.830 +0.4	Jan	8.824 -4.2	Dec	75.29 -0.01
Feb	111.25 +0.82	Nov	135.07 +0.67	May	3.906 +0.4	Mar	8.954 -4.6	Mar	75.34 -0.01
Apr	113.50 +0.70	Jan	133.12 +0.57	Jul	3.972 +0.4	May	9.070 -4.6	Jun	75.36 -0.00
Jun	106.42 +0.55	Mar	132.65 +0.75	Sep	4.006 +0.2	Jul	9.172 -4.6	Sep	75.32 -0.02

Beef Farmers of Ontario, 130 Malcolm Road, Guelph, ON N1K 1B1 Phone: (519) 824-0334 Fax: (519) 824-9161 or email: markets@ontariobeef.com

OBCFPP LICENCE CHANGES

No Longer Licenced: Country Dealer

Valliquette Livestock Ltd., 19354 Leslie Street, Sharon, ON LOG 1V0