



Daily Market Information Report - Tuesday, September 3, 2019

The following information is collected from various sources and disseminated by Beef Farmers of Ontario.

ONTARIO DIRECT TO PACKER RAILGRADE CATTLE TRADE

Prices are on a carcass weight basis before grade and weight discounts. *(Prices for today regardless of delivery date).*

A Grade Steers	238.00
A Grade Heifers	237.00-238.00

ONTARIO LIVE CATTLE TRADE

Today at **Brussels Livestock**: 100 Fed Cattle & 150 Cows

	Price Range	Top
Choice Steers & Heifers	140.00-144.00	145.50
Second Cut Cattle	136.00-140.00	
Good Beef Cows	75.00-85.00	102.50
D1 & D2	75.00-85.00	87.00
D3	71.00-76.00	
D4	67.00-71.00	

Fed steers and heifers sold steady. Cows also sold steady.

Today at **Ontario Livestock Exchange**: 272 Veal & 115 Cows

	Price Range	Top
Top quality Cows	70.00-82.00	96.50
Beef Veal	115.00-128.00	
Good Holstein	110.00-118.00	
Medium Holstein	88.00-105.00	
Plain Holstein	N/T	
Heavy Holstein	84.00-98.00	

Veal sold on an active trade at slightly stronger prices. Cows sold on a steady trade.

Today at **Keady Livestock Market**: 708 stockers, 33 cows & bulls, 96 dollar calves

Steers	Price Range	Heifers	Price Range
1000+	190.25-186.00	900+	122.50-182.75
900-999	193.00-203.00	800-899	180.00-181.00
800-899	201.50-206.0	700-799	170.00-198.00
700-799	208.00-192.50	600-699	168.00-215.00
600-699	208.00-235.50	500-599	190.00-218.00
500-599	21000-225.00	400-499	130.00-200.00
400-499	240.00-250.00		
Cows	57.00-84.00	Bulls	96.50-115.50

All classes of stocker and feeder cattle sold slightly higher while cull cows sold steady. Dollar calves sold slightly higher with Holstein calves from \$20.00-\$180.00 and x-bred calves from \$200.00-\$730.00, sales to \$745.00 per head.

Today at **Ontario Stockyards Inc.** - 36 Veal

	Price Range	Avg	Top
Veal 600 lbs +	92.00-102.00	97.05	118.00

Veal sold on a steady market.

At **Kawartha Lakes Co-op Auction Market: August 31, 2019 – 140 cows, 10 bulls, 57 veal, 36 stockers, 2 fed cattle**

	Price Range	Average	Top
Cows	62.00-100.00	76.79	115.00
Veal 600 lbs +	97.00-135.00	109.98	135.00
Veal calves 125- lbs	11.75-250.00	53.17	250.00

Veal sold strong. Stockers sold on a good demand. Cows traded actively with good quality cows trading higher.

Ontario auction sales on **Friday, Saturday and Monday** saw weighted prices for:

	Volume	Price Range	Average	Top
Cows	473	54.08-82.92	66.76	115.00
Bulls, under 1600 lbs	16	84.34-118.41	99.33	130.00
Bulls over 1600 lbs	21	92.57-98.86	96.30	109.00
Veal Calves 600+	33	84.79-123.85	99.40	140.00
Veal Calves under 125 lbs	462	47.60-359.10	107.65	460.00

Stocker sale at **Brussels Livestock: August 30, 2019 – 862 Stockers**

Steers	Price Range	Average	Top	Heifers	Price Range	Average	Top
1000+	166.50-187.00	177.85	187.00	900+	138.00-168.75	160.11	168.75
900-999	174.00-186.50	181.90	190.00	800-899	159.00-170.00	165.84	172.50
800-899	169.00-189.50	184.48	189.50	700-799	145.00-180.50	170.06	184.00
700-799	172.50-217.00	200.26	223.00	600-699	171.00-191.00	185.34	191.00
600-699	200.00-229.50	216.41	229.50	500-599	167.00-206.00	185.59	206.00
500-599	198.00-245.00	220.05	252.00	400-499	185.00-220.00	204.29	220.00
400-499	195.00-271.00	255.69	271.00	300-399	191.00-205.00	199.00	207.00
399-	245.00-280.00	263.36	280.00				

Calves sold on a strong active trade, with grass type cattle selling at a premium. Yearlings sold actively at prices \$3.00-\$5.00 cwt higher.

LIVE CATTLE EXPORTS-ONTARIO

	Week ending Aug 17, 2019	Week ending Aug 10, 2019	Year to Date
Total live slaughter cattle exported from Ontario to the U.S.	2,064	2,034	81,615
Steers & Heifers & Cows	1,848	1,782	72,041
Bulls	216	225	9,574

AVERAGE CARCASS WEIGHTS – CANADA

	Steers	Heifers
Aug 24, 2019	915	827
Aug 17, 2019	915	827
Aug 25, 2018	903	826

FEDERALLY INSPECTED CANADIAN PROCESSING

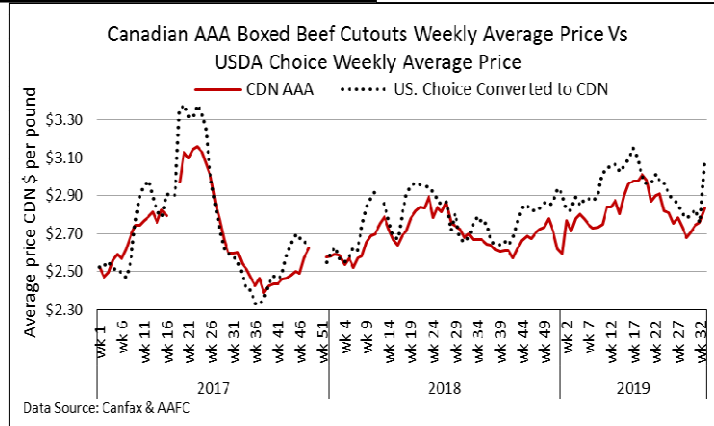
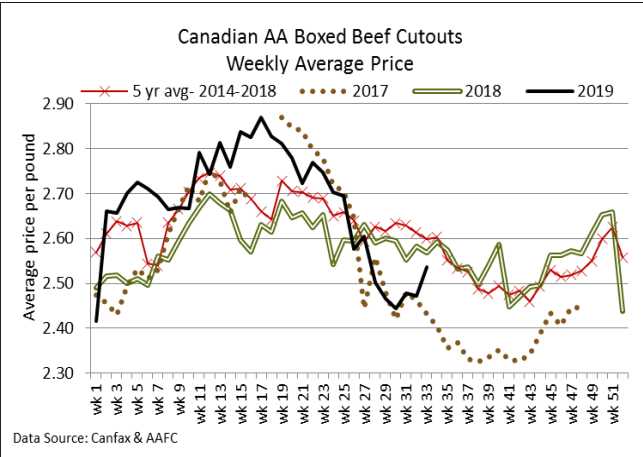
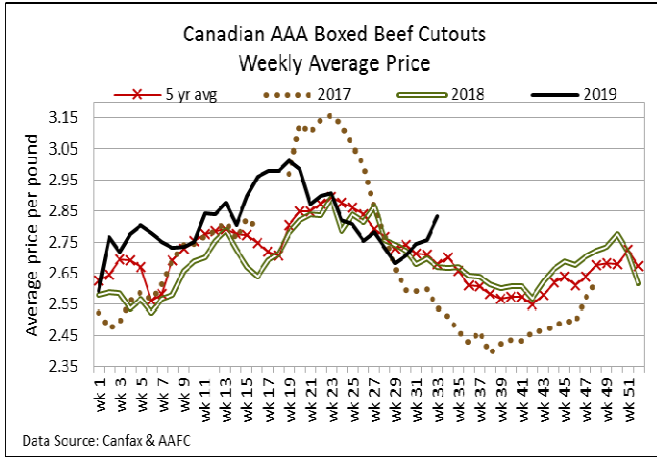
	Week Ending Aug 24, 2019	# of hd change from week ago	YTD	% Change (Week Ago)	% Change (Year Ago)
Grand Total	70,880	+4,787	2,047,447	+7%	+6%
Western Slaughter	57,150	+4,568	1,601,600	+9%	+6%
Eastern Slaughter	13,730	+219	445,847	+2%	+5%

USDA ESTIMATED CATTLE PROCESSING VOLUME

	Week Ending August 31, 2019	Previous Week	Year Ago
Grand Total	644,000	654,000	645,000

CANADIAN BOXED BEEF CUT-OUT VALUES

Week Ending	AAA	AA
Aug 16, 2019	2.8332	2.5369
Aug 9, 2019	2.7585	2.4770
Aug 2, 2019	2.7458	2.4718



U.S. BOXED BEEF CUT-OUT VALUES (U.S. funds)

	Choice 600-900	Select 600-900
Cutout Values (noon estimate):	231.75	212.66
Change (from yesterday's close):	-0.02	+0.39
Current Five Day Average:	234.35	211.85

U.S. TRADE (U.S. funds)

The U.S. cash cattle trade last week was easier. Trade in the south was mostly \$103.00 live down \$3.00, while business in the north was mostly \$170.00 dressed, down \$5.00 while live trade was mostly \$106.00 down \$1.00. Overall sales for the week reported by the Mandatory Price Report, listed average prices at \$105.59 live for steers, down \$1.53 while heifers averaged \$104.59 down \$2.23 from the previous week on average. On the rail dressed steers averaged \$171.52 down \$3.82, while heifers averaged \$171.45 down \$4.37.

Today, the market was quiet as both sides took inventory and new show lists were distributed. This week's offering is smaller in Kansas, but larger in volume in all other feeding states. Bids and asking prices are unestablished at this time, with little business expected to develop before the second half of the week.

Choice and Select Steers and Heifers:	Live	N/T
	Rail	N/T

CHICAGO MERCANTILE EXCHANGE

Closing quotes on futures **today** were as follows:

Live Cattle			Feeder Cattle			Corn			Soybeans			Canadian \$		
Oct	99.27	+0.35	Sep	134.15	+1.75	Sep	3.496	-8.2	Sep	8.564	-0.4	Spot	75.04	-0.01
Dec	104.32	+0.65	Oct	132.10	+1.30	Dec	3.610	-8.6	Nov	8.684	-0.4	Sep	75.05	-0.03
Feb	109.20	+0.17	Nov	131.02	+0.70	Mar	3.742	-8.0	Jan	8.822	+0.2	Dec	75.13	-0.03
Apr	111.17	+0.00	Jan	128.90	+0.40	May	3.824	-7.4	Mar	8.950	+0.6	Mar	75.19	-0.03
Jun	104.45	+0.05	Mar	128.40	+0.35	Jul	3.894	-7.4	May	9.056	+1.2	Jun	75.20	-0.04
Aug	102.65	+0.17	Apr	129.42	+0.50	Sep	3.934	-5.6	Jul	9.154	+1.2	Sep	75.19	-0.05

Beef Farmers of Ontario, 130 Malcolm Road, Guelph, ON N1K 1B1 Phone: (519) 824-0334 Fax: (519) 824-9161 or email: markets@ontariobeef.com