



Daily Market Information Report – Tuesday September 17, 2019

The following information is collected from various sources and disseminated by Beef Farmers of Ontario.

ONTARIO DIRECT TO PACKER RAILGRADE CATTLE TRADE

Prices are on a carcass weight basis before grade and weight discounts, regardless of delivery date:

Prices reported for Monday September 16, 2019

A Grade Steers	No bids or sales reported
A Grade Heifers	No bids or sales reported

ONTARIO LIVE CATTLE TRADE

Today at **Brussels Livestock**: 125 Fed Cattle & 250 Cows, 24 Bulls

	Price Range	Top
Choice Steers & Heifers	137.00-150.00	156.00
Second Cut Cattle	131.00-135.00	
Beef Cows	75.00-85.00	91.00
D1	68.00-76.00	83.00
D2	61.00-67.00	
D3	55.00-60.00	
Bulls	84.00-124.00	

Fed steers and heifers sold on a selective demand at prices \$2.00-\$3.00 cwt lower. Cows sold on an easier trade.

Today at **Ontario Livestock Exchange**: 355 Veal & 165 Cows

	Price Range	Top
Cows	64.00-74.00	100.50
Good Beef Veal	125.00-142.00	
Good Holstein Veal	105.00-121.00	125.00
Medium Holstein Veal	85.00-104.00	
Plain Holstein Veal	N/T	
Heavy Holstein Veal	90.00-104.00	

Veal sold on a steady market. Fed cows sold under pressure at lower prices. *September 18th @ 1:00 pm- Special Heifer Stocker Sale!*

Today at **Keady Livestock Market**: 1,175 stockers, 40 cows and bulls, 102 dollar calves.

Good quality stocker and feeder cattle sold fully steady, with plainer types under pressure. Cows sold under pressure at slightly easier prices. Dollar calves sold steady with Holstein calves from \$50.00-\$190.00 and x-bred calves from \$305.00-\$440.00 per head. *September 27th @ 9:00 am- Grass Yearling Steers & Heifers selling on an overnight stand!*

Today at **Algoma Cooperative Livestock Sales, Thessalon**- 900 stockers

Steers	Price Range	Avg Price	Heifers	Price Range	Avg Price
1000+	140.00-156.00	150.00	900+	119.00-157.00	146.00
900-999	126.00-182.00	175.00	800-899	133.00-167.00	157.00
800-899	148.00-195.50	186.00	700-799	100.00-183.50	168.00
700-799	193.00-207.00	202.00	600-699	103.00-166.00	140.00
600-699	140.00-207.50	201.00	500-599	1 lot @ 130.00	
500-599	169.00-192.00	186.00			

Steers sold on a barely steady market while heifers sold softer. *October 19th @ 10:00 am- Stocker Sale- Calves!*

Ontario auction sales on **Monday** saw weighted prices for:

	Volume	Price Range	Average	Top
Cows	232	52.70-76.76	62.44	94.00
Bulls under 1600 lbs	8	94.75-120.00	106.29	120.00
Bulls over 1600 lbs	5	76.30-95.20	82.07	104.00
Veal calves over 600 lbs	64	88.91-105.16	97.22	146.00
Veal calves under 125 lbs	466	60.73-279.21	117.68	400.00

To check out individual auction market results on the Ontario Beef website go to <http://www.ontariobeef.com/markets/marketreports.aspx>

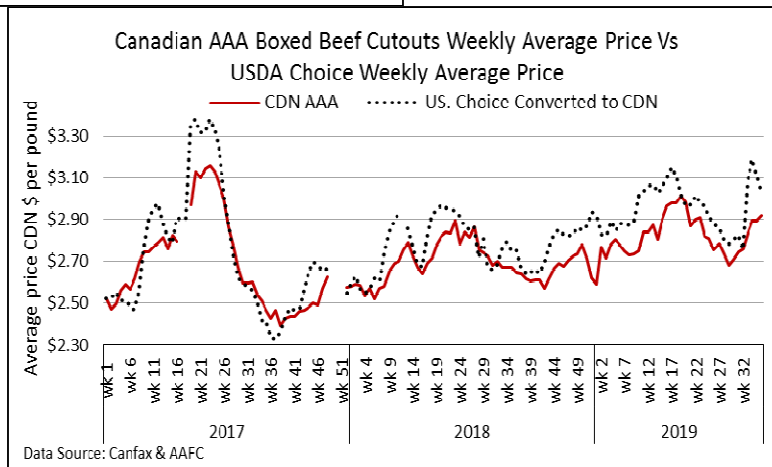
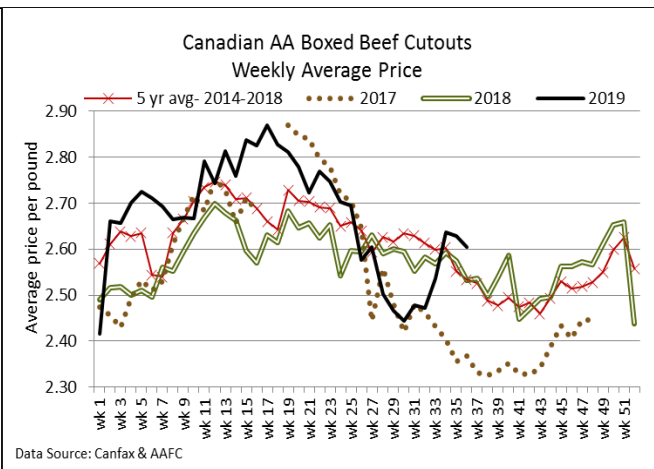
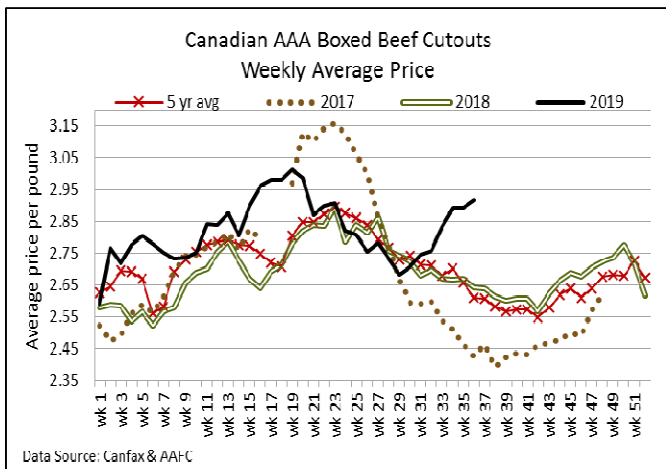
ONTARIO STOCKER AND FEEDER TRADE SPECIAL FALL SALES

Stocker sale at: **Maple Hill Auctions Ltd- 677 Stockers**

Steers	Price Range	Average	Top	Heifers	Price Range	Average	Top
1000+	181.75-183.00	182.25	183.00	900+	172.00- 23 hd		
900-999	183.00-187.00	185.39	190.00	800-899	170.00-175.00	171.25	175.00
800-899	193.50-204.50	198.41	204.50	700-799	175.00-185.00	180.73	189.50
700-799	190.00-212.75	206.76	212.75	600-699	182.00-190.00	188.18	190.00
600-699	212.75-215.25	214.76	215.25	500-599	180.00-186.50	183.00	190.00
500-599	215.00-220.00	216.43	220.00				

CANADIAN BOXED BEEF CUT-OUT VALUES

Week Ending	AAA	AA
September 6, 2019	2.9190	2.6053
August 30, 2019	2.8927	2.6283
August 23, 2019	2.8929	2.6373



U.S. BOXED BEEF CUT-OUT VALUES (U.S. funds)

	Choice 600-900	Select 600-900
Cutout Values (noon estimate):	222.01	196.99
Change (from yesterday's close):	+1.39	+0.42
Current Five Day Average:	221.35	198.63

ALBERTA DIRECT TRADE

Alberta direct trade remained untested. Canfax reports today: "This week's showlist has been compiled with volumes steady with the previous week Last week on a cash to cash basis Alberta fed prices were at a 3.00 premium against the Nebraska market. Cattle feeding margins have been negative for the better part of the last sixteen months Cattle being sold today could be losing close to 300.00/head. On a more positive note Canadian beef exports from January to July are up 14.5% in volume and 24.2% in values compared to last year."

U.S. TRADE (U.S. funds)

The U.S. cash cattle trade saw a couple of hundred head trade in the north yesterday at \$101.00-\$102.00 live and \$160.00-\$162.00 dressed which is up a couple of dollars from last week but not nearly enough to establish a market. Today, the market was very quiet with no bids on the table and asking prices unestablished. Today's cattle futures increases will likely encourage sellers to push asking prices higher this week. Yesterday a smaller offering was reported, however that was changed to larger this morning due to cattle being carried over from last week. Active trade is not expected to develop today.

Choice and Select Steers and Heifers:	Live	100.00-102.00
	Rail	160.00-162.00

CHICAGO MERCANTILE EXCHANGE

Closing quotes on futures today were as follows:

Live Cattle			Feeder Cattle			Corn			Soybeans			Canadian \$		
\$/cwt US			\$/cwt US			\$/bu US			¢/bu					
Oct	99.35	+1.35	Sep	139.17	+2.62	Dec	3.680	-6.0	Nov	8.936	-6.2	Spot	75.46	-0.06
Dec	105.30	+1.27	Oct	137.30	+3.10	Mar	3.800	-6.0	Jan	9.072	-6.4	Sep	75.30	-0.23
Feb	111.77	+1.32	Nov	135.05	+1.87	May	3.882	-6.2	Mar	9.194	-6.2	Dec	75.56	-0.06
Apr	115.07	+0.70	Jan	132.77	+1.77	Jul	3.950	-6.2	May	9.302	-6.2	Mar	75.63	-0.06
Jun	107.72	+0.37	Mar	132.6	+1.95	Sep	3.990	-6.0	Jul	9.396	-5.6	Jun	75.66	-0.06
Aug	106.12	+0.52	Apr	134.10	+2.25	Dec	4.046	-6.0	Aug	9.436	-5.2	Sep	75.61	-0.07

Beef Farmers of Ontario, 130 Malcolm Road, Guelph, ON N1K 1B1 Phone: (519) 824-0334 Fax: (519) 824-1930 or email: markets@ontariobeef.com