



Daily Market Information Report – Monday, October 28, 2019

The following information is collected from various sources and disseminated by Beef Farmers of Ontario.

ONTARIO DIRECT TO PACKER RAILGRADE CATTLE TRADE

Prices are on a carcass weight basis before grade and weight discounts. (Prices regardless of delivery date).

A Grade Steers No bids or sales reported
A Grade Heifers No bids or sales reported

ONTARIO LIVE CATTLE TRADE

Today at **Ontario Stockyards Inc.:** 76 veal on offer

	Price Range	Top
Veal 600 lbs plus	96.00-127.00	135.00
Veal 451-600 lbs	98.50-103.00	

Veal sold at prices \$5.00-\$7.00 cwt lower. *November 5th & 19th @ 11:00 am- All Vaccinated Stocker Sales!*

At **Kawartha Lakes Community Sale Barn, October 19, 2019-** 180 cows, 9 bulls, 53 stockers, 57 veal

	Price Range	Avg.	Top
Cows	47.00-83.00	60.39	98.93
Bulls under 1600 lbs	58.00-95.00	75.64	95.00
Bulls over 1600 lbs	76.50-88.00	81.76	88.00
Veal over 600 lbs	30.00-280.00	65.29	280.00

Veal sold on a good demand. Stockers traded strong. Cows and bulls sold steady to last week's trade. *October 30th @ 10:00 am- Fall Stocker Sale! November 6th @ 10:00 am- Peterborough/Victoria County Cattlemen's Certified Calf Sale- click the link to find the documentation required for consignment: <https://www.ontariobeef.com/markets/auction-markets/kawartha-stocker.aspx>*

ONTARIO STOCKER & FEEDER TRADE

Stocker sale at **Brussels Livestock: October 18, 2019 – 1,848** Stockers

Steers	Price Range	Average	Top	Heifers	Price Range	Average	Top
1000+	153.25-169.25	161.99	175.00	900+	140.00-162.00	148.80	162.00
900-999	163.50-195.00	179.32	195.00	800-899	141.00-164.00	157.51	178.50
800-899	189.00-213.25	203.89	213.25	700-799	157.00-177.00	163.90	177.00
700-799	168.75-213.00	187.43	213.00	600-699	134.00-168.00	157.43	187.00
600-699	180.00-210.00	197.74	222.00	500-599	144.00-200.00	176.26	220.00
500-599	187.00-233.00	207.58	248.00	400-499	135.00-212.50	172.08	219.00
400-499	187.00-251.00	220.18	251.00	300-399	118.00-195.00	153.67	215.00
399-	210.00-250.00	235.09	250.00	299-	105.00-200.00	156.25	200.00

Calves sold actively at steady prices. Yearlings sold steady. *October 25th @ 10:00 am- Vaccinated Stockers and Hereford Influence Sale - in conjunction with regular sale!*

ONTARIO STOCKER & FEEDER TRADE SPECIAL FALL SALES

Stocker sale at **Keady Livestock Market: October 18, 2019 – 1,080** stockers

Steers	Price Range	Average	Top	Heifers	Price Range	Average	Top
700-799	187.00-223.50	206.06	223.50	700-799	174.50-180.50	176.50	180.50
600-699	216.00-235.50	227.81	252.00	600-699	181.00-212.50	198.58	212.50
500-599	235.50-254.00	247.24	254.00	500-599	190.00-212.50	2501.84	220.00
400-499	239.00-270.00	255.59	286.00	400-499	201.00-252.50	223.31	257.00
399-	260.00-290.00	283.06	290.00	300-399	235.00-261.00	253.05	261.00

Bruce Peninsula Charolais Calf Club Sale! Presorted - An active trade with good demand for light weight cattle. *October 29th @ 9:00 am- Georgian Bay Charolais Calf Club Sale! Presorted. NO regular sale this date. October 31st @ 9:00 am- Bluewater Black Calf Sale! Presorted. November 2nd @ 9:00 am- Central Ontario Calf Producers Sale- owner lots.*

ONTARIO BRED COW SALES

Ontario Stockyards Inc, October 25, 2019- 220 Bred cows, 15 Cow calf pairs (prices are per head & per pair)

	Exotic and Exotic X	British and British X
Top quality bred cows	\$1200-\$1575	\$1150-\$1450
Avg quality bred cows	\$750-\$1200	\$750-\$975
Top quality cow/calf pairs	N/T	N/T
Avg quality cow/calf pairs	\$1300-\$1600	\$1300-\$1600

Cows traded actively with support from a large crowd.

Ottawa Livestock Exchange, October 26, 2019- 130 Bred cows, 19 Cow calf pairs (prices are per head & per pair)

	Exotic and Exotic X	British and British X
Top quality bred cows	\$1775	\$1500
Avg quality bred cows	\$800-\$1275	\$650-\$1050
Top quality cow/calf pairs	\$1700	\$850-\$1250
Avg quality cow/calf pairs	\$900-\$1500	\$800-\$1000

LIVE CATTLE EXPORTS-ONTARIO

	Week ending Oct 12, 2019	Week ending Oct 5, 2019	Year to Date
Total live slaughter cattle exported from Ontario to the U.S.	2,450	2,577	99,714
Steers & Heifers & Cows	2,152	2,388	87,658
Bulls	298	189	12,056

AVERAGE CARCASS WEIGHTS – CANADA

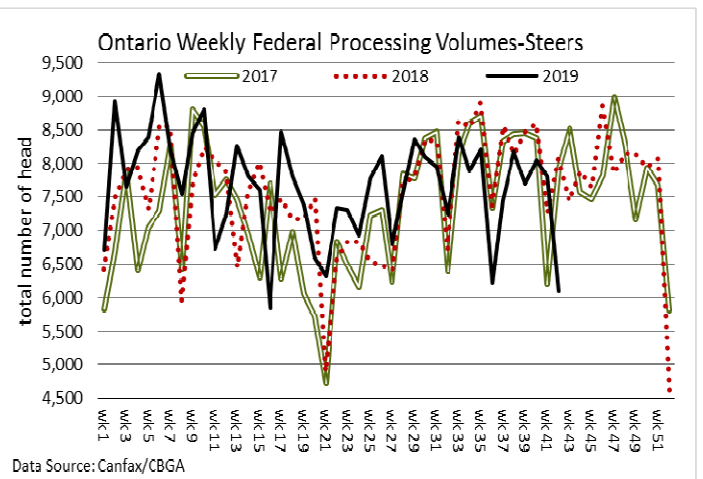
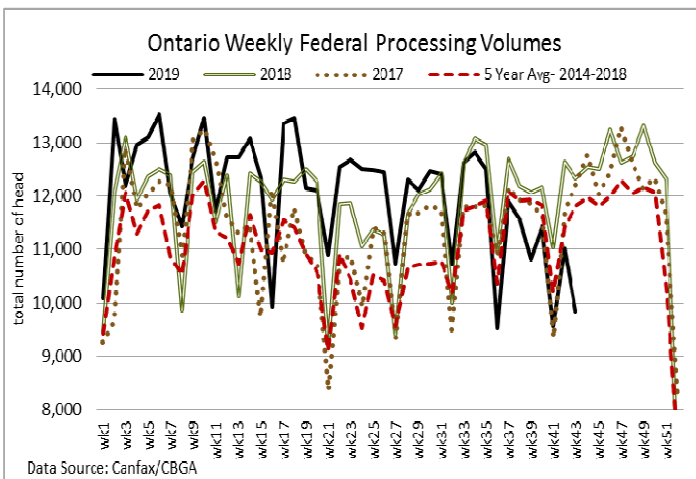
	Steers	Heifers
Oct 19, 2019	918	852
Oct 12, 2019	934	849
Oct 20, 2019	924	847

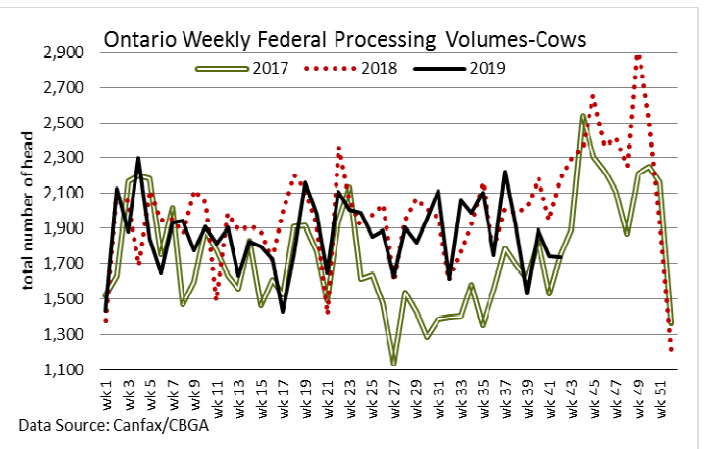
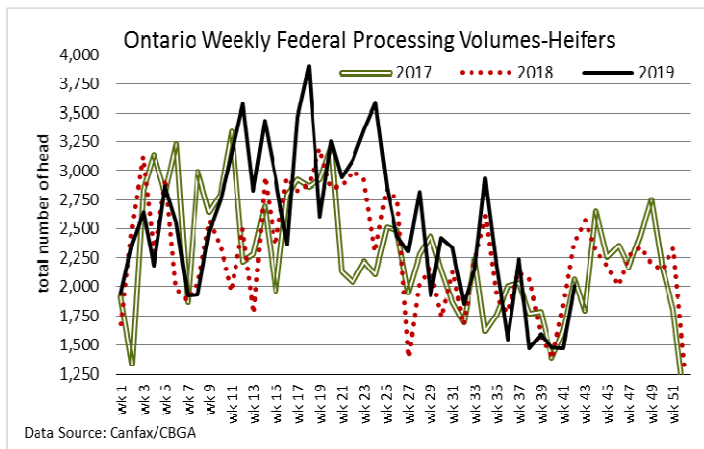
FEDERALLY INSPECTED CANADIAN PROCESSING - (week including Thanksgiving Monday)

	Week Ending Oct 19, 2019	# of hd change from week ago	YTD	% Change (Week Ago)	% Change (Year Ago)
Grand Total	58,813	-1,113	2,519,085	-2%	+5%
Western Slaughter	48,079	+128	2,007,183	+0%	+6%
Eastern Slaughter	10,734	-1,241	541,902	-10%	+3%

USDA ESTIMATED CATTLE PROCESSING VOLUME

	Week Ending October 26, 2019	Previous Week	Year Ago
Grand Total	640,000	639,000	635,000





CANADIAN BOXED BEEF CUT-OUT VALUES

Week Ending	AAA	AA
October 18, 2019	2.7648	2.4488
October 11, 2019	2.7491	2.4721
October 4, 2019	2.7708	2.5394

U.S. BOXED BEEF CUT-OUT VALUES (U.S. funds)

	Choice 600-900	Select 600-900
Cutout Values (noon estimate):	227.51	200.02
Change (from yesterday's close):	+2.07	+0.18
Current Five Day Average:	223.08	198.08

U.S. TRADE (U.S. funds)

The U.S. cash cattle trade last week was stronger in the south with prices ranging from \$109.00-\$112.00, mostly \$110.00 up \$2.00 on average. Business in the north was steady with a few live sales at \$109.00-\$110.00, while dressed deals ranged from \$171.00-\$176.00, mostly \$175.00. Prices overall for the week, listed by the USDA Mandatory Price Report saw live trade range from \$108.00-\$112.00, with steers averaging \$110.13 up \$0.40 and heifers \$110.03 up \$0.39. On the rail, trade ranged from \$171.00-\$176.00 delivered on a dressed basis, with steers averaging \$174.56 up \$0.25 and heifers \$174.97 up \$1.37.

Today, the market was very quiet as both sides took inventory and new show lists were distributed. This week's offering is reported to be larger in volume in all feeding states, with the exception of Kansas which has fewer cattle on offer. No bids have surface at this time and asking prices are undefined, but are expected to be higher than last week.

Choice and Select Steers and Heifers:	Live	108.00-112.00 - last week's range
	Rail	171.00-176.00 - last week's range

CHICAGO MERCANTILE EXCHANGE

Closing quotes on futures today were as follows:

Live Cattle		Feeder Cattle		Corn		Soybeans		Canadian \$	
Oct	112.87 +0.90	Oct	145.40 -0.30	Dec	3.840 -2.6	Nov	9.206 +0.4	Spot	76.60 +0.04
Dec	116.60 +0.52	Nov	145.72 +0.35	Mar	3.944 -3.0	Jan	9.354 +1.0	Dec	76.62 +0.03
Feb	121.72 +0.65	Jan	141.60 +0.00	May	4.014 -2.4	Mar	9.476 +1.0	Mar	76.65 +0.03
Apr	123.20 +0.60	Mar	140.85 +0.10	Jul	4.074 -2.2	May	9.586 +1.2	Jun	76.63 +0.04
Jun	115.35 +0.47	Apr	142.42 +0.17	Sep	4.012 -2.2	Jul	9.690 +2.0	Sep	76.60 +0.04
Aug	113.02 +0.25	May	143.47 -0.02	Dec	4.054 -2.2	Aug	9.714 +2.0	Dec	76.56 +0.03