



Daily Market Information Report – Monday, November 4, 2019

The following information is collected from various sources and disseminated by Beef Farmers of Ontario.

ONTARIO DIRECT TO PACKER RAILGRADE CATTLE TRADE

Prices are on a carcass weight basis before grade and weight discounts. (Prices regardless of delivery date).

A Grade Steers No bids or sales reported
A Grade Heifers No bids or sales reported

ONTARIO LIVE CATTLE TRADE

Today at **Ontario Stockyards Inc.:** 46 veal on offer

	Price Range	Top
Veal 600 lbs plus	91.00-135.00	139.00
Veal 451-600 lbs	62.50-141.00	149.00

Veal sold steady. *November 5th @ 11:00 am- All Vaccinated Stocker Sale with 1,000 head expected! November 19th @ 11:00 am- All Vaccinated Stocker Sale!*

At **Kawartha Lakes Community Sale Barn, November 2, 2019-** 197 cows, 16 bulls, 66 stockers, 59 veal

	Price Range	Avg.	Top
Cows	42.00-60.00	48.93	69.00
Bulls under 1600 lbs	72.00-109.00	84.65	109.00
Bulls over 1600 lbs	69.00-91.00	75.39	91.00
Veal over 600 lbs	61.00-120.00	90.25	126.00

Veal sold on a steady market while stockers traded strong. Cows and bulls sold under pressure. *November 6th @ 10:00 am- Peterborough/Victoria County Cattlemen's Certified Calf Sale- click the link to find the documentation required for consignment: <https://www.ontariobeef.com/markets/auction-markets/kawartha-stocker.aspx>*

ONTARIO STOCKER & FEEDER TRADE

Stocker sale at **Brussels Livestock: November 1, 2019 – 1,661** Stockers

Steers	Price Range	Average	Top	Heifers	Price Range	Average	Top
1000+	157.00-190.50	177.88	190.50	900+	142.00-170.50	157.53	170.50
900-999	159.00-191.00	180.55	191.00	800-899	144.00-179.00	165.34	179.00
800-899	148.00-205.00	176.56	205.00	700-799	147.50-177.00	163.75	177.00
700-799	127.00-198.50	177.75	202.50	600-699	143.00-186.00	165.38	188.00
600-699	160.00-224.00	195.71	224.00	500-599	153.00-207.00	177.68	207.00
500-599	155.00-222.00	193.97	234.00	400-499	145.00-204.00	165.75	209.00
400-499	171.00-247.00	205.36	257.00	300-399	180.00-215.00	190.63	240.00
399-	200.00-242.00	217.67	243.00				

Calves sold actively at steady prices. Yearlings sold steady. *October 25th @ 10:00 am- Vaccinated Stockers and Hereford Influence Sale - in conjunction with regular sale!*

ONTARIO STOCKER & FEEDER TRADE SPECIAL FALL SALES

Stocker sale at **Keady Livestock Market: November 2, 2019 – 400** stockers

Steers	Price Range	Average	Top	Heifers	Price Range	Average	Top
600-699	201.00-242.50	218.32	266.00	600-699	177.00-183.00	180.04	187.00
500-599	217.00-234.00	226.15	241.00	500-599	177.00-203.00	192.53	208.00
400-499	242.00-262.00	253.73	262.00	400-499	187.50-217.00	209.74	217.00
399-	240.00-270.00	256.67	270.00	300-399	250.00-265.00	257.50	265.00

Central Ontario Calf Producers Sale! Sold in owner lots- Good quality heifers sold slightly higher while steers sold fully steady. Bred cows sold with keen buyer interest. *November 8th @ 9:00 am- Special Calf Sale!*

Stocker sale at **Denfield Livestock Exchange: November 2, 2019 – 1,096** Stockers

Steers	Price Range	Average	Top	Heifers	Price Range	Average	Top
1000+	125.50-159.50	143.04	159.50	900+	100.00-135.00	113.25	135.00
900-999	168.50-171.00	169.81	171.00	800-899	173.00-185.00	176.08	185.00
800-899	155.00-173.00	164.71	177.50	700-799	165.00-175.50	171.31	175.50
700-799	171.00-214.00	191.43	214.00	600-699	159.00-190.00	173.96	190.00
600-699	185.00-216.00	202.10	226.00	500-599	170.00-201.00	189.02	209.00
500-599	190.00-243.00	215.87	243.00	400-499	155.00-198.00	176.36	215.00
400-499	190.00-231.00	208.41	237.50	300-399	179.00-227.00	205.30	22700
399-	204.00-240.00	223.00	240.00				

Stocker sale at **Rainy River Cattlemen's Sale- Stratton: November 2, 2019 – 827** Stockers, **166** cows, **32** bulls

Steers	Price Range	Average	Top	Heifers	Price Range	Average	Top
1000+	119.99-155.00	139.39	155.00	900+	69.99-141.99	91.80	167.99
900-999	155.00-167.50	163.19	167.50	800-899	83.49-84.49	83.99	164.99
800-899	150.00-187.00	171.50	187.00	700-799	144.99-169.99	164.10	169.99
700-799	150.00-188.99	178.60	188.99	600-699	153.00-197.50	177.49	197.50
600-699	154.00-222.00	191.50	222.00	500-599	150.00-183.00	173.19	183.00
500-599	132.49-239.00	197.19	239.00	400-499	135.00-245.00	191.22	245.00
400-499	139.99-241.99	207.79	241.99	300-399	139.99-210.99	180.80	210.99
399-	150.00-250.00	204.09	250.00	Bulls:			
Cows	45.00-79.90	66.50	79.90	1600 lbs -	83.99-188.99	131.60	210.00
				1600 lbs +	93.50-102.00	98.19	102.00

LIVE CATTLE EXPORTS-ONTARIO

	Week ending Oct 19, 2019	Week ending Oct 12, 2019	Year to Date
Total live slaughter cattle exported from Ontario to the U.S.	2,108	2,450	101,822
Steers & Heifers & Cows	1,885	2,152	89,863
Bulls	223	298	11,959

AVERAGE CARCASS WEIGHTS – CANADA

	Steers	Heifers
Oct 26, 2019	937	858
Oct 19, 2019	918	952
Oct 27, 2019	936	848

FEDERALLY INSPECTED CANADIAN PROCESSING

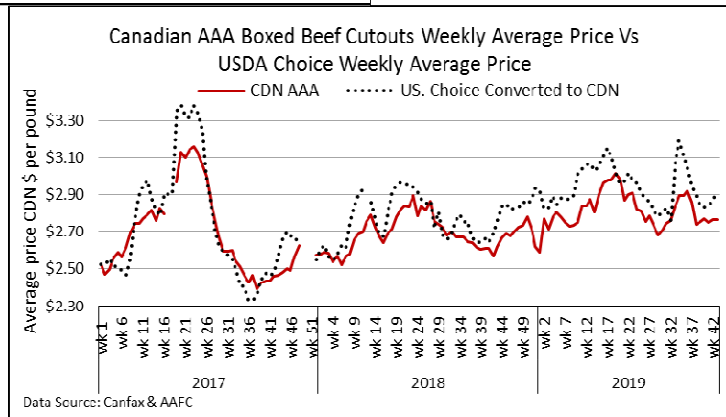
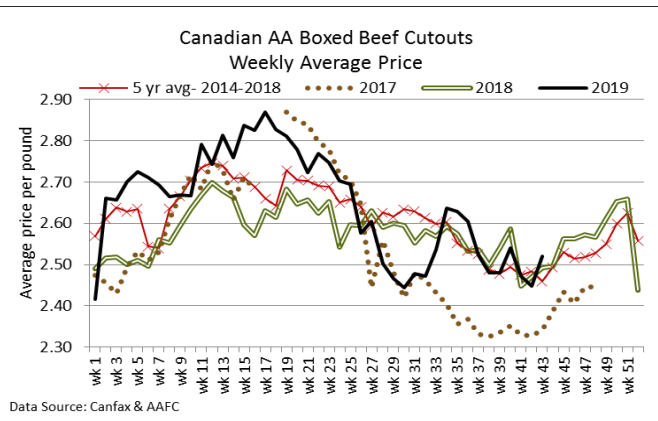
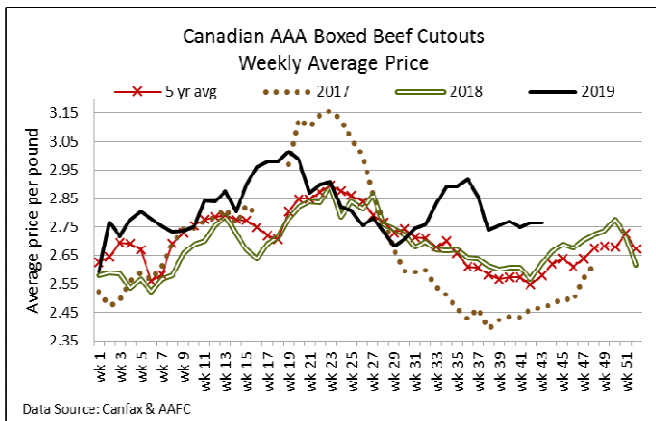
	Week Ending Oct 26, 2019	# of hd change from week ago	YTD	% Change (Week Ago)	% Change (Year Ago)
Grand Total	65,181	+6,368	2,614,266	-2%	+5%
Western Slaughter	52,574	+4,495	2,059,757	+0%	+6%
Eastern Slaughter	12,607	+1,873	554,509	-10%	+2%

USDA ESTIMATED CATTLE PROCESSING VOLUME

	Week Ending October 26, 2019	Previous Week	Year Ago
Grand Total	655,000	640,000	653,000

CANADIAN BOXED BEEF CUT-OUT VALUES

Week Ending	AAA	AA
October 25, 2019	2.7637	2.5211
October 18, 2019	2.7648	2.4488
October 11, 2019	2.7491	2.4721



U.S. BOXED BEEF CUT-OUT VALUES (U.S. funds)

	Choice	Select
	600-900	600-900
Cutout Values (noon estimate):	234.34	209.83
Change (from yesterday's close):	+1.14	+2.32
Current Five Day Average:	230.77	205.00

U.S. TRADE (U.S. funds)

The U.S. cash cattle trade last week continued to trend higher. Business in the south ranged from \$110.00-\$114.00 live, mostly \$112.00 up \$2.00 from the previous week. In the north live trade on Friday afternoon was from \$113.00-\$116.00 live and \$175.00-\$181.00 dressed, mostly \$180.00 up \$5.00 from last week. For the week, the USDA Mandatory Price Report listed live sales from \$110.00-\$115.95 with steers and heifers averaging \$113.03, up \$2.90 for steers and \$3.00 for heifers. On the rail dressed prices ranged from \$173.00-\$181.00, with steers averaging \$179.39 up \$4.83 and heifers \$179.17 up \$4.20.

Today, the market was quiet as new show lists were distributed. This week's offering is reported as smaller in Texas, slightly lower in the north and larger in Kansas. Bids and asking prices are unestablished with little business expected before the second half of the week.

Choice and Select Steers and Heifers:	Live	110.00-115.95 for the week
	Rail	173.00-181.00 for the week

CHICAGO MERCANTILE EXCHANGE

Closing quotes on futures today were as follows:

Live Cattle		Feeder Cattle		Corn		Soybeans		Canadian \$	
Dec	120.07 +0.55	Nov	149.07 -0.05	Dec	3.832 -6.0	Nov	9.256 +1.4	Spot	76.05 -0.01
Feb	124.60 +0.37	Jan	146.00 +0.00	Mar	3.934 -5.0	Jan	9.380 +1.2	Dec	76.05 -0.01
Apr	125.57 +0.12	Mar	145.30 +0.17	May	4.004 -4.0	Mar	9.512 +2.0	Mar	76.08 -0.01
Jun	118.05 +0.30	Apr	146.80 +0.40	Jul	4.064 -3.4	May	9.632 +2.4	Jun	76.08 -0.01
Aug	115.67 +0.37	May	147.67 +0.52	Sep	4.000 -2.4	Jul	9.734 +2.6	Sep	76.04 -0.01
Oct	116.65 +0.37	Aug	152.42 +0.72	Dec	4.036 -2.0	Aug	9.764 +2.6	Dec	76.02 -0.01