



Daily Market Information Report – Monday, November 18, 2019

The following information is collected from various sources and disseminated by Beef Farmers of Ontario.

ONTARIO DIRECT TO PACKER RAILGRADE CATTLE TRADE

Prices are on a carcass weight basis before grade and weight discounts. (Prices regardless of delivery date).

A Grade Steers No bids or sales reported
A Grade Heifers No bids or sales reported

ONTARIO LIVE CATTLE TRADE

Today at **Ontario Stockyards Inc.:** 46 veal on offer

	Price Range	Top
Veal 600 lbs plus	100.00-136.00	

A light run of veal sold steady. *November 19th @ 11:00 am- All Vaccinated Stocker Sale! November 22nd @ 7:00 pm- Bred Cow Sale!*

At **Kawartha Lakes Community Sale Barn, November 16, 2019 - 168 cows, 11 bulls, 82 stockers, 29 veal**

	Price Range	Avg.	Top
Cows	42.50-64.00	50.82	66.50
Bulls all weights	77.68-98.77	85.14	101.00
Veal over 600 lbs	91.00-139.00	107.40	139.00

Veal sold steady. Stockers traded strong. Cows and bulls sold steady. *November 20th @ 10:00 am- Peterborough/Victoria County Cattlemen's Certified Calf Sale- click the link to find the documentation required for consignment: <https://www.ontariobeef.com/markets/auction-markets/kawartha-stocker.aspx>*

ONTARIO STOCKER & FEEDER TRADE

Stocker sale at **Brussels Livestock: November 15, 2019 – 1,597 Stockers**

Steers	Price Range	Average	Top	Heifers	Price Range	Average	Top
1000+	168.00-191.25	176.49	194.00	900+	130.00-167.00	151.55	172.50
900-999	179.00-198.00	190.26	198.00	800-899	151.00-174.00	159.16	174.00
800-899	174.00-200.50	194.82	205.00	700-799	134.00-180.50	160.74	180.50
700-799	164.00-203.50	185.96	203.50	600-699	139.00-175.00	163.54	188.50
600-699	189.00-228.00	211.46	228.00	500-599	147.00-182.00	169.22	192.50
500-599	194.00-236.00	217.24	236.00	400-499	143.00-180.00	159.91	210.00
400-499	190.00-252.00	219.16	257.00	300-399	125.00-187.00	162.81	205.00
399-	190.00-232.00	207.88	248.00				

Calves and yearlings sold on a strong and active trade at steady prices. *November 20th @ 7:00 pm- Bred Cow Sale!*

ONTARIO STOCKER & FEEDER TRADE SPECIAL FALL SALES

Grass and Yard Yearling sale at **Keady Livestock Market: 837 stockers**

Steers	Price Range	Average	Top	Heifers	Price Range	Average	Top
1000+	181.00-196.00	187.82	205.00	900+	152.00-179.00	162.94	179.00
900-999	192.00-199.50	197.42	199.50	800-899	163.00-167.00	165.00	167.00
800-899	197.00-202.50	201.58	202.50				

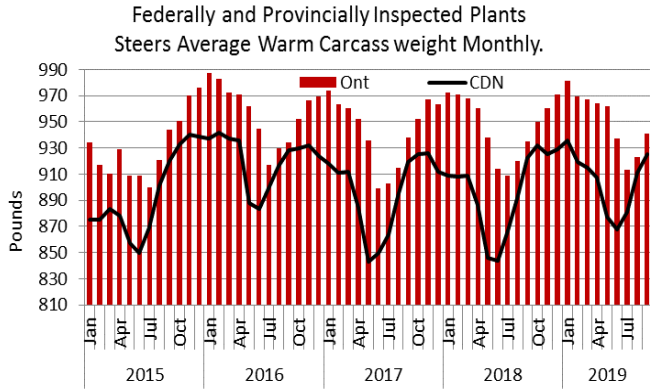
Grass & Yard Yearling sale - A good sale with prices \$3.00-\$5.00 higher. *November 22nd @ 9:00 am- Special Calf Sale!*

LIVE CATTLE EXPORTS-ONTARIO

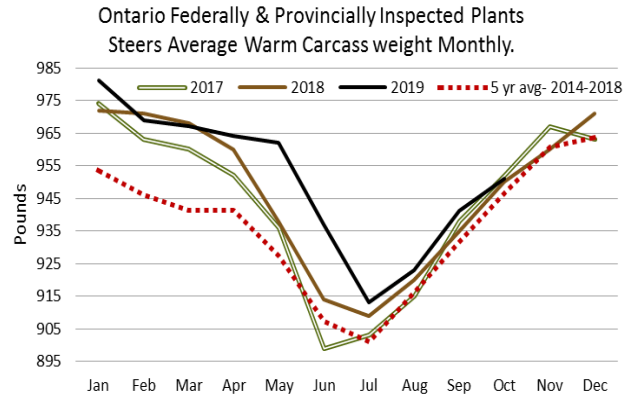
	Week ending Nov 2, 2019	Week ending Oct 26, 2019	Year to Date
Total live slaughter cattle exported from Ontario to the U.S.	2,925	2,628	107,375
Steers & Heifers & Cows	2,339	2,276	94,478
Bulls	586	352	12,897

AVERAGE CARCASS WEIGHTS – CANADA

	Steers	Heifers
Nov 9, 2019	940	854
Nov 2, 2019	940	857
Nov 10, 2019	925	849



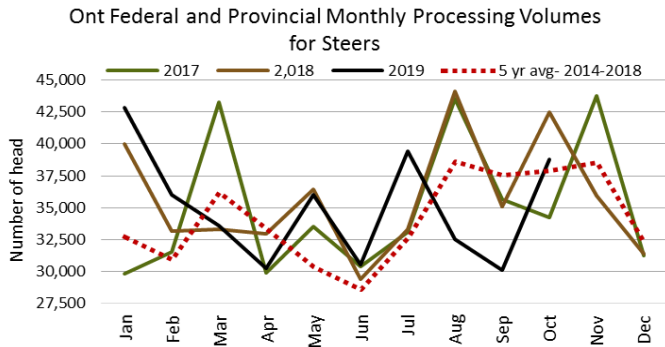
Data Source: Canfax/CBGA



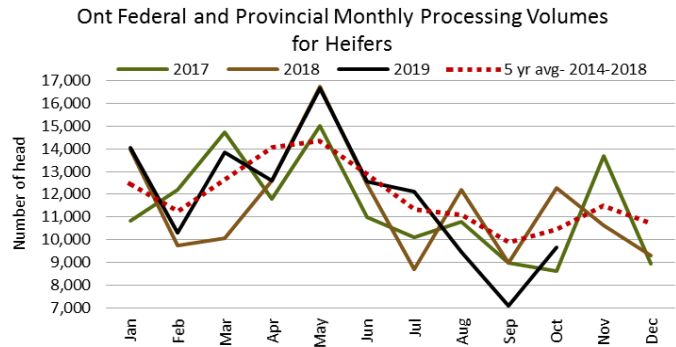
Data source: Canfax/CBGA

FEDERALLY INSPECTED CANADIAN PROCESSING

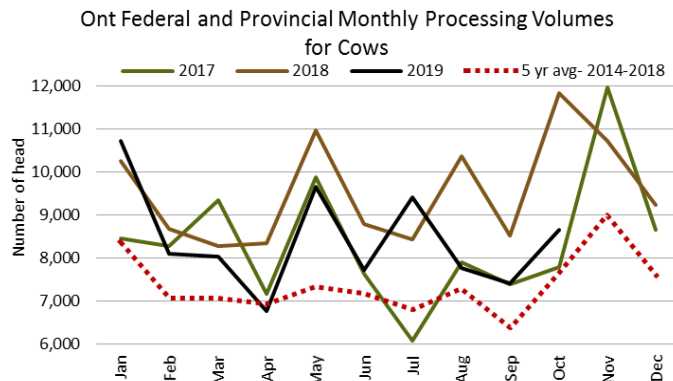
	Week Ending Nov 9, 2019	# of hd change from week ago	YTD	% Change (Week Ago)	% Change (Year Ago)
Grand Total	56,951	-4,407	2,732,575	-7%	+5%
Western Slaughter	43,908	-4,397	2,151,952	-9%	+6%
Eastern Slaughter	13,043	-28	580,623	-0%	+2%



Data Source: Canfax/CBGA



Data Source: Canfax/CBGA



Data Source: Canfax/CBGA

USDA ESTIMATED CATTLE PROCESSING VOLUME

	Week Ending November 16, 2019	Previous Week	Year Ago
Grand Total	657,000	651,000	648,000

CANADIAN BOXED BEEF CUT-OUT VALUES

Week Ending	AAA	AA
Nov 8, 2019	2.8481	2.6042
Nov 1, 2019	2.8128	2.5593
October 25, 2019	2.7637	2.5211

U.S. TRADE (U.S. funds)

The U.S. cash cattle trade, according to DTN, saw activity develop last week in the north ranging from \$177.00-\$183.00 dressed, with the majority of sales priced at \$182.00, roughly \$1.00 higher than the previous week's weighted average. In the south, live trade ranged from \$114.00-\$115.00 (mostly \$115.00), which was steady to \$1.00 higher than the previous week's weighted averages.

Today, the market was very quiet as both sides took inventory and new show lists were distributed. Bids and asking prices are unestablished and are expected to remain that way until mid-week.

Choice and Select Steers and Heifers:	Live	N/T
	Rail	N/T

CHICAGO MERCANTILE EXCHANGE

Closing quotes on futures today were as follows:

Live Cattle		Feeder Cattle		Corn		Soybeans		Canadian \$	
Dec	118.70 -0.40	Nov	146.37 +0.12	Dec	3.676 -3.4	Jan	9.102 -8.0	Spot	75.70 +0.11
Feb	125.10 +0.12	Jan	144.47 +0.20	Mar	3.772 -3.4	Mar	9.230 -7.6	Dec	75.70 +0.11
Apr	126.40 +0.32	Mar	144.72 +0.50	May	3.830 -3.4	May	9.350 -7.2	Mar	75.74 +0.11
Jun	117.90 +0.30	Apr	145.85 +0.40	Jul	3.886 -3.6	Jul	9.456 -6.6	Jun	75.75 +0.11
Aug	115.55 +0.45	May	146.37 +0.30	Sep	3.884 -2.4	Aug	9.490 -6.6	Sep	75.75 +0.10
Oct	116.50 +0.55	Aug	150.82 +0.35	Dec	3.934 -2.2	Sep	9.452 -6.6	Dec	75.74 +0.10

Beef Farmers of Ontario, 130 Malcolm Road, Guelph, ON N1K 1B1 Phone: (519) 824-0334 Fax: (519) 824-9161 or email: markets@ontariobeef.com