



Daily Market Information Report – Monday, February 3, 2020

The following information is collected from various sources and disseminated by Beef Farmers of Ontario.

ONTARIO DIRECT TO PACKER RAILGRADE CATTLE TRADE

Prices are on a carcass weight basis before grade and weight discounts. (Prices regardless of delivery date).

A Grade Steers	254.00-255.00
A Grade Heifers	254.00-255.00

ONTARIO LIVE CATTLE TRADE

Today at **Ontario Stockyards Inc.:** 18 veal on offer

	Price Range	Top
Veal 600 lbs plus	111.00-119.00	122.00

Veal calves sold on a steady market.

At **Kawartha Lakes Community Sale Barn, February 1, 2020** – 131 cows, 2 bulls, 15 stockers, 61 veal, 3 fed cattle

	Price Range	Avg.	Top
Cows	50.00-84.00	60.85	90.00
Veal 600 lbs and over	70.00-121.00	89.45	122.50
Veal 125 lbs and under	25.00-65.00	39.09	65.00

Stockers traded actively. Beef cows sold strong with dairy cows trading fully steady. *February 12th @ 10:00 am Peterborough/Victoria Counties Special Stocker Sale!*

ONTARIO STOCKER & FEEDER TRADE

Stocker sale at **Brussels Livestock: January 31, 2020** – 1,137 Stockers

Steers	Price Range	Average	Top	Heifers	Price Range	Average	Top
1000+	160.25-183.50	172.57	186.00	900+	145.00-179.25	169.43	179.25
900-999	156.00-197.00	184.86	198.00	800-899	151.00-176.00	166.38	176.00
800-899	162.00-183.00	173.97	202.00	700-799	151.50-188.00	168.21	188.00
700-799	173.00-199.00	187.13	209.00	600-699	141.00-182.50	162.18	18.50
600-699	180.00-212.00	202.57	238.00	500-599	143.00-182.00	162.95	187.00
500-599	193.00-241.00	224.12	241.00	400-499	150.00-177.00	163.60	189.00
400-499	175.00-243.00	209.71	260.50	300-399	174.00-183.00	177.75	183.00
399-	167.00-245.00	194.70	260.00				

Calves and yearlings sold actively at steady prices with second cut calves trading under pressure.

ONTARIO BRED COW SALES

Keady Livestock Market, January 31, 2020 - 236 Bred cows, 10 Cow/calf pairs (prices are per head & per pair)

	Exotic and Exotic X	British and British X
Top quality bred cows	\$1400-\$1900	N/T
Avg quality bred cows	\$1000-\$1400	\$900-\$1300
Top quality cow/calf pairs	Up to \$2400	N/T
Avg quality cow/calf pairs	N/T	N/T

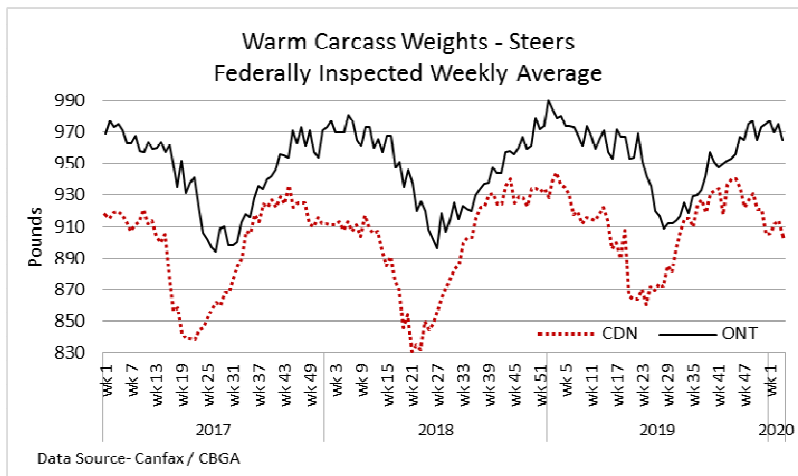
Bred heifers and cows sold selectively due to high feed costs.

LIVE CATTLE EXPORTS-ONTARIO

	Week ending Jan 18, 2020	Week ending Jan 11, 2020	Year to Date 2020
Total live slaughter cattle exported from Ontario to the U.S.	3,580	3,244	5,534
Steers & Heifers & Cows	3,391	2,680	4,610
Bulls	189	564	825

FEDERALLY INSPECTED CANADIAN PROCESSING

	Week Ending January 25, 2020	# of hd change from week ago	YTD	% Change (Week Ago)	% Change (Year Ago)
Grand Total	55,361	-4,770	217,537	-8%	+0%
Western Slaughter	43,221	-4,589	169,632	-10%	+3%
Eastern Slaughter	12,140	-181	47,905	-1%	-8%



AVERAGE CARCASS WEIGHTS – CANADA

	Steers	Heifers
January 25, 2020	904	832
January 18, 2020	914	933
January 26, 2019	937	862

USDA ESTIMATED CATTLE PROCESSING VOLUME

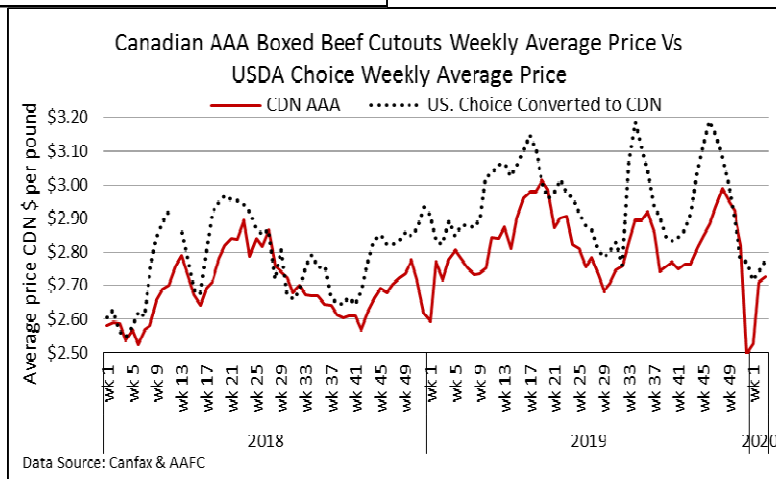
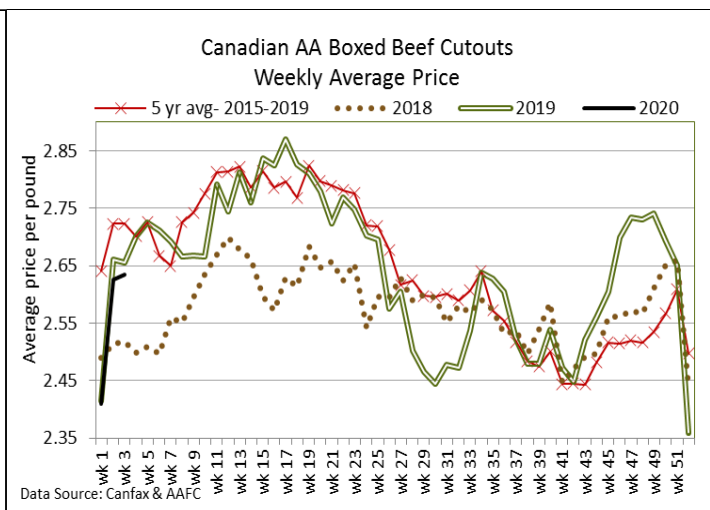
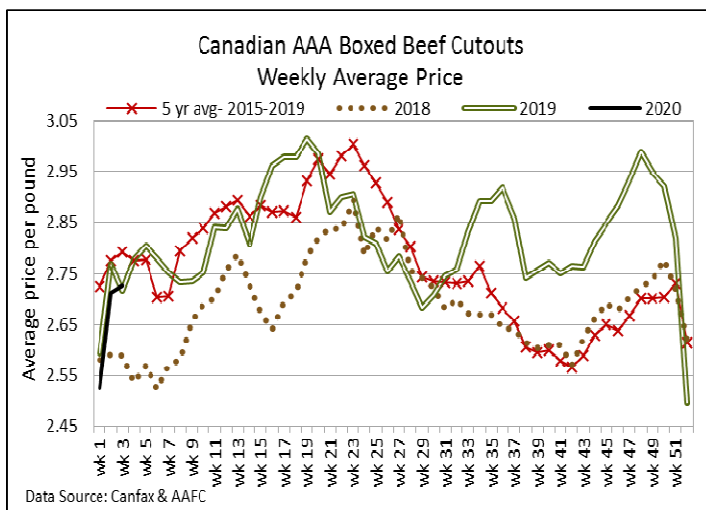
	Week Ending February 1, 2020	Previous Week	Year Ago
Grand Total	637,000	647,000	593,000

CANADIAN BOXED BEEF CUT-OUT VALUES

Week Ending	AAA	AA
January 17, 2020	2.7270	2.6350
January 10, 2020	2.7112	2.6265
January 3, 2020	2.5257	2.4096
Dec 27, 2019	2.4952	2.3589
Dec 20, 2019	2.8197	2.6495

U.S. BOXED BEEF CUT-OUT VALUES (U.S. funds)

	Choice 600-900	Select 600-900
Cutout Values (noon estimate):	212.23	210.43
Change (from yesterday's close):	-0.77	-0.23
Current Five Day Average:	213.26	211.35



U.S. TRADE (U.S. funds)

The U.S. cash cattle trade last week was easier with southern trade mostly Wednesday and Thursday, from \$120.00-\$124.00 while in the north trade did not really develop until Friday with sales from \$121.00-\$122.00 live and \$193.00-\$195.50 dressed. The USDA Mandatory Price report saw live steers average \$122.04 down \$2.26 from the previous week, while heifers averaged \$122.02 live, down \$2.16. On the rail, dressed deals ranged from \$193.00-\$196.00 for the week with steers averaging \$194.72 down \$4.11 from the previous week, while heifers averaged \$194.76 down \$4.26.

Today, the market was very quiet as both sides took inventory and new show lists were distributed. This week's offering is reported as larger in the northern states but smaller in volume in the south. Bids and asking prices are currently unestablished with little business expected to develop before the second half of the week.

Choice and Select Steers and Heifers:

Live	120.00-124.00
Rail	193.00-196.00

CHICAGO MERCANTILE EXCHANGE

Closing quotes on futures today were as follows:

Live Cattle		Feeder Cattle		Corn		Soybeans		Canadian \$	
Feb	121.67 +0.30	Mar	136.65 +0.57	Mar	3.786 -2.4	Mar	8.770 +4.4	Spot	75.21 -0.36
Apr	120.72 +1.05	Apr	138.35 +0.82	May	3.844 -2.0	May	8.906 +4.0	Mar	75.21 -0.36
Jun	112.00 +0.42	May	140.80 +1.10	Jul	3.894 -1.4	Jul	9.044 +4.0	Jun	75.21 -0.36
Aug	110.15 +0.37	Aug	147.95 +1.07	Sep	3.866 -1.0	Aug	9.094 +4.0	Sep	75.20 -0.36
Oct	113.35 +0.52	Sep	149.67 +1.07	Dec	3.894 -1.2	Sep	9.104 +4.0	Dec	75.20 -0.36
Dec	117.65 +0.62	Oct	150.67 +1.07	Mar	3.990 -1.4	Nov	9.164 +4.2	Mar	75.18 -0.36