



## Daily Market Information Report – Monday, March 30, 2020

The following information is collected from various sources and disseminated by Beef Farmers of Ontario.

### ONTARIO DIRECT TO PACKER RAILGRADE CATTLE TRADE

Prices are on a carcass weight basis before grade and weight discounts. (Prices regardless of delivery date).

**A Grade Steers** No sales or bids reported today.  
**A Grade Heifers** No sales or bids reported today.

### ONTARIO LIVE CATTLE TRADE

Today at **Ontario Stockyards Inc.:** 32 veal on offer

	Price Range	Top
<b>Veal 600 lbs plus</b>	95.00-116.00	120.00

Veal sold lower. *April 14<sup>th</sup> @ 11:00 am- Spring Stocker Sale!*

At **Kawartha Lakes Community Sale Barn, March 28, 2020** – 207 cows, 14 bulls, 50 veal, 103 fed cattle

	Price Range	Avg.	Top
<b>Large &amp; Med frame fed steers</b>	140.25-143.50	142.12	143.50
<b>Cows</b>	64.00-90.50	73.87	103.00
<b>Bulls over 1600 lbs</b>	69.00-117.50	96.65	117.50
<b>Bulls under 1600 lbs</b>	92.50-113.00	99.93	113.00
<b>Veal 600 lbs +</b>	87.50-122.00	103.46	142.00
<b>Veal 125 lbs-</b>	40.00-240.00	113.10	240.00

Cull cows traded under pressure. Veal sold steady and the fed cattle market was steady to strong. *April 15<sup>th</sup> @ 10:00 am- Special Stocker Sale!*

### ONTARIO STOCKER & FEEDER TRADE

Stocker sale at **Brussels Livestock: March 27, 2020** – 806 Stockers

<b>Steers</b>	<b>Price Range</b>	<b>Average</b>	<b>Top</b>	<b>Heifers</b>	<b>Price Range</b>	<b>Average</b>	<b>Top</b>
<b>1000+</b>	150.00-169.00	161.98	172.00	<b>900+</b>	135.50-160.00	147.48	160.00
<b>900-999</b>	158.00-172.00	166.17	183.50	<b>800-899</b>	150.00-163.00	158.54	171.00
<b>800-899</b>	166.00-189.00	180.38	189.00	<b>700-799</b>	157.50-179.00	171.61	180.50
<b>700-799</b>	169.00-227.00	197.02	227.00	<b>600-699</b>	163.00-196.00	188.79	196.00
<b>600-699</b>	184.00-235.00	209.73	238.00	<b>500-599</b>	121.00-195.00	159.48	215.00
<b>500-599</b>	170.00-232.50	197.63	233.00	<b>400-499</b>	150.00-177.00	166.80	177.00
<b>400-499</b>	135.00-213.00	187.14	213.00				

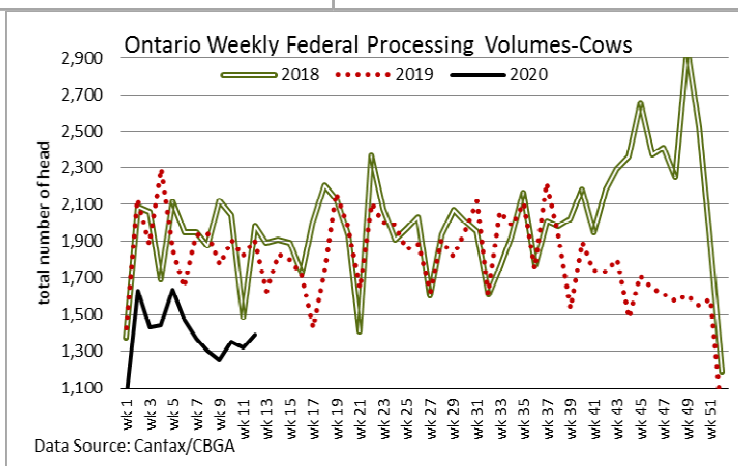
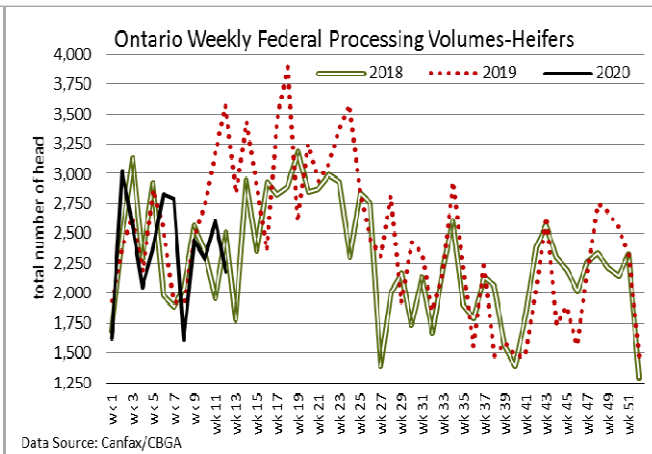
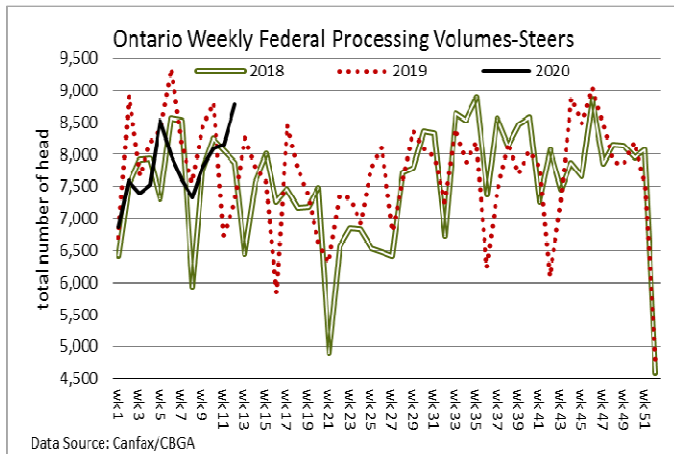
Calves and yearlings sold actively at prices \$5.00-\$10.00 cwt higher than last week with plain and non-vaccinated cattle trading easier.

### CATTLE EXPORTS-ONTARIO

	<b>Week ending Mar 14, 2020</b>	<b>Week ending Mar 7, 2020</b>	<b>Year to Date 2020</b>
<b>Total live slaughter cattle exported from Ontario to the U.S.</b>	<b>2,876</b>	<b>3,052</b>	<b>34,997</b>
<b>Steers &amp; Heifers &amp; Cows</b>	<b>2,663</b>	<b>2,859</b>	<b>32,143</b>
<b>Bulls</b>	<b>213</b>	<b>193</b>	<b>2,854</b>

### FEDERALLY INSPECTED CANADIAN PROCESSING

	Week Ending March 21, 2020	# of hd change from week ago	YTD	% Change (Week Ago)	% Change (Year Ago)
<b>Grand Total</b>	69,859	+8,040	698,331	+13%	+1%
<b>Western Slaughter</b>	56,297	+7,708	547,510	+16%	+3%
<b>Eastern Slaughter</b>	13,562	+332	150,821	+3%	-5%



### AVERAGE CARCASS WEIGHTS – CANADA

	Steers	Heifers
<b>March 21 2020</b>	914	853
<b>March 14, 2020</b>	913	862
<b>March 22, 2019</b>	914	845

### USDA ESTIMATED CATTLE PROCESSING VOLUME

	Week Ending March 28, 2020	Previous Week	Year Ago
<b>Grand Total</b>	676,000	653,000	619,000

The Beef Report notes that this week's volume is the largest **March** processing volume since 2000.

### CANADIAN BOXED BEEF CUT-OUT VALUES

*Canfax notes* (There will be a publication gap as we are in the process of updating the model with new cuts.)

Week Ending	AAA	AA
February 21, 2020	2.7337	2.6792
February 14, 2020	2.7692	2.6792

### U.S. BOXED BEEF CUT-OUT VALUES (U.S. funds)

	Choice 600-900	Select 600-900
Cutout Values (noon estimate):	251.13	238.52
Change (from yesterday's close):	-1.71	-3.86
Current Five Day Average:	255.07	243.65

### U.S. TRADE (U.S. funds)

The U.S. cash cattle trade for last week saw prices ranged from \$112.00-\$122.00 live and \$180.00-\$190.50 dressed. The USDA Mandatory Price report for the week noted live steers at \$119.31 on average, up \$9.44 from last previous week, while heifers averaged \$119.03 up \$10.32. On the rail dressed steers averaged \$188.88 up \$15.75 while heifers averaged \$188.65 up \$16.67 from the previous week on average.

Today, the market was quiet as both sides took inventory and new show lists were distributed. This week's offering is reported as larger in Texas but smaller in volume in all other feeding states. No bids were on the table today and asking prices are undefined, with little trade expected to develop before the second half of the week.

Choice and Select Steers and Heifers:	Live	112.00-122.00- last week
	Rail	180.00-190.50- last week

### CHICAGO MERCANTILE EXCHANGE

Closing quotes on futures today were as follows:

Live Cattle	Feeder Cattle	Corn	Soybeans	Canadian \$
Apr 99.20 -1.75	Apr 120.05 -0.55	May 3.412 -4.6	May 8.822 +0.6	Spot 70.61 -1.09
Jun 89.07 -0.35	May 120.90 -0.02	Jul 3.474 -4.2	Jul 8.864 +1.2	Jun 70.68 -1.08
Aug 90.62 +0.17	Aug 126.92 -0.17	Sep 3.520 -4.0	Aug 8.860 +0.2	Sep 70.72 -1.08
Oct 94.42 +0.10	Sep 127.22 -0.35	Dec 3.596 -4.4	Sep 8.776 -1.2	Dec 70.74 -1.08
Dec 98.35 +0.02	Oct 127.85 -0.67	Mar 3.692 -4.6	Nov 8.744 -2.2	Mar 70.75 -1.09
Feb 102.57 -0.05	Nov 127.95 -0.85	May 3.740 -4.4	Jan 9.722 -3.0	Jun 70.80 -1.08

Beef Farmers of Ontario, 130 Malcolm Road, Guelph, ON N1K 1B1 Phone: (519) 824-0334 Fax: (519) 824-9161 or email: [markets@ontariobeef.com](mailto:markets@ontariobeef.com)