



## Daily Market Information Report – Monday, April 20, 2020

The following information is collected from various sources and disseminated by Beef Farmers of Ontario.

### ONTARIO DIRECT TO PACKER RAILGRADE CATTLE TRADE

Prices are on a carcass weight basis before grade and weight discounts. (Prices regardless of delivery date).

**A Grade Steers** No sales or bids reported today.  
**A Grade Heifers** No sales or bids reported today.

### ONTARIO LIVE CATTLE TRADE

Today at **Ontario Stockyards Inc.:** 41 veal on offer

	Price Range	Top
<b>Veal 600 lbs plus</b>	119.00-130.00	133.00

Veal sold much higher today due to the holiday. *May 5th @ 11:00 am- Spring Stocker Sale!*

At **Kawartha Lakes Community Sale Barn, April 18, 2020** – 124 cows, 3 bulls, 25 veal, 38 fed cattle, 18 stockers

	Price Range	Avg.	Top
<b>Large &amp; Medium Frame Fed Steers +1250 lbs</b>	137.00-142.00	140.15	142.00
<b>Large &amp; Medium Frame Fed Heifers +1000 lbs</b>	131.00-137.50	133.83	137.50
<b>Cows</b>	62.00-100.00	70.59	117.00
<b>Veal 600 lbs +</b>	100.00-131.00	110.68	131.00
<b>Veal 125 lbs-</b>	40.00-140.00	107.71	140.00

Veal traded strong, stockers sold on a good demand and cows and bulls sold strong to higher. *May 6th @ 10:00 am- Peterborough/Victoria Counties Special Spring Stocker Sale!*

### ONTARIO STOCKER & FEEDER TRADE

Stocker sale at **Brussels Livestock: April 17, 2020** – 1,762 Stockers

<b>Steers</b>	<b>Price Range</b>	<b>Average</b>	<b>Top</b>	<b>Heifers</b>	<b>Price Range</b>	<b>Average</b>	<b>Top</b>
<b>1000+</b>	147.50-162.25	153.63	165.50	<b>900+</b>	139.50-155.00	149.63	156.75
<b>900-999</b>	155.00-167.50	160.15	171.50	<b>800-899</b>	145.50-161.75	155.43	161.75
<b>800-899</b>	152.00-180.00	167.59	194.25	<b>700-799</b>	147.00-169.50	159.99	177.00
<b>700-799</b>	174.50-193.75	185.55	205.00	<b>600-699</b>	158.00-179.50	169.11	193.00
<b>600-699</b>	190.00-226.00	209.57	226.00	<b>500-599</b>	154.00-194.00	172.32	194.00
<b>500-599</b>	197.00-243.00	226.26	249.00	<b>400-499</b>	172.00-200.00	186.08	205.00
<b>400-499</b>	205.00-257.00	230.58	257.00				
<b>399-</b>	240.00-240.00	246.75	250.00				

Calves sold on a strong active trade with choice calves selling higher. Grass types sold for a premium. Yearlings sold on a steady market.

### ONTARIO STOCKER & FEEDER TRADE SPECIAL SPRING SALES

Stocker sale at **Denfield Livestock Exchange: April 18, 2020** – 440 Stockers

<b>Steers</b>	<b>Price Range</b>	<b>Average</b>	<b>Top</b>	<b>Heifers</b>	<b>Price Range</b>	<b>Average</b>	<b>Top</b>
<b>1000+</b>	150.00-155.00	152.50	155.00	<b>900+</b>	144.00-156.50	155.43	156.50
<b>900-999</b>	151.00-161.00	158.45	161.00	<b>800-899</b>	152.00-162.00	158.51	162.00
<b>800-899</b>	164.00-180.00	170.95	181.00	<b>700-799</b>	161.00-178.50	174.17	178.50
<b>700-799</b>	165.00-217.00	188.28	217.00	<b>600-699</b>	157.50-193.00	177.67	193.00
<b>600-699</b>	175.00-219.00	206.58	219.00	<b>500-599</b>	176.00-201.00	191.59	201.00
<b>500-599</b>	195.00-116.00	209.00	216.00	<b>400-499</b>	169.00-192.00	185.25	192.00

*May 2<sup>nd</sup> @ 11:00 am- Spring Stocker and Bred Cow Sale!*

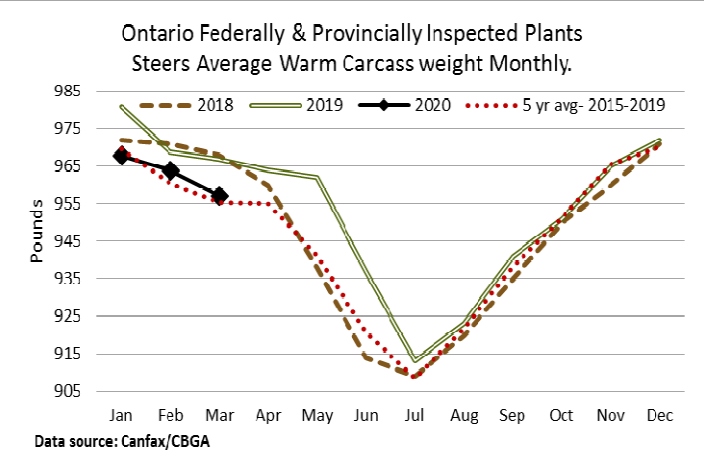
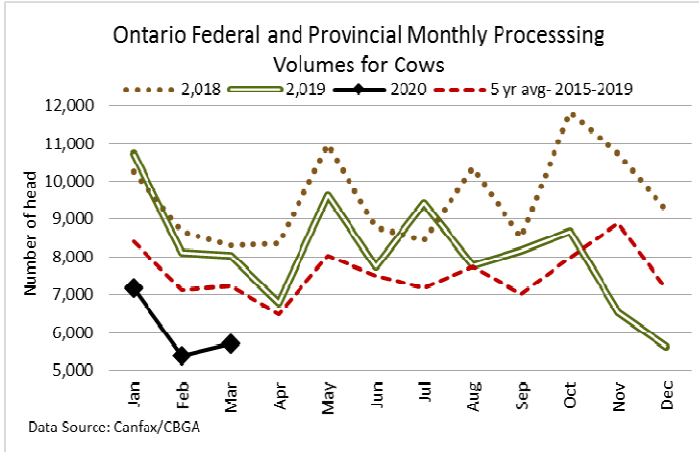
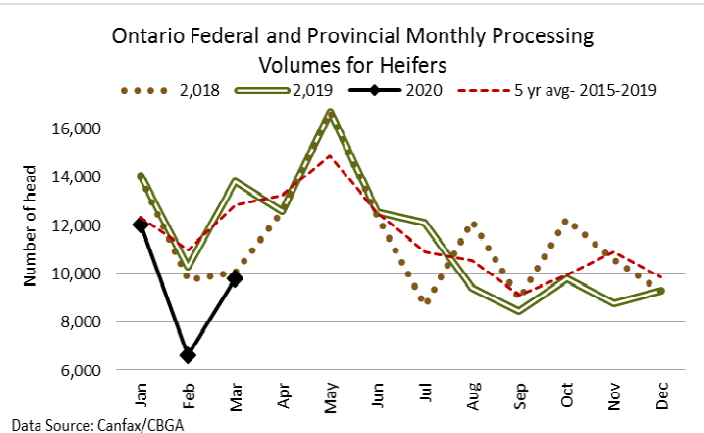
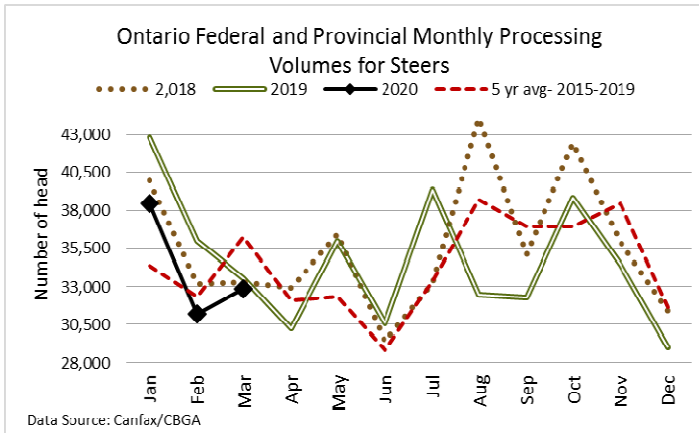
## CATTLE EXPORTS-ONTARIO

**Week ending Apr 4, 2020      Week ending Mar 28, 2020      Year to Date 2020**

<b>Total live slaughter cattle exported from Ontario to the U.S.</b>	<b>1,709</b>	<b>3,645</b>	<b>43,390</b>
<b>Steers &amp; Heifers &amp; Cows</b>	1,577	3,368	39,929
<b>Bulls</b>	132	277	3,461

### FEDERALLY INSPECTED CANADIAN PROCESSING

	Week Ending April 11, 2020	# of hd change from week ago	YTD	% Change (Week Ago)	% Change (Year Ago)
<b>Grand Total</b>	44,607	-16,938	870,683	-28%	+0%
<b>Western Slaughter</b>	34,054	-13,936	683,525	-29%	+2%
<b>Eastern Slaughter</b>	10,553	-3,002	187,158	-22%	-6%



### AVERAGE CARCASS WEIGHTS – CANADA

	<b>Steers</b>	<b>Heifers</b>
<b>April 11, 2020</b>	898	843
<b>April 4, 2020</b>	912	844
<b>April 13, 2019</b>	914	848

### USDA ESTIMATED CATTLE PROCESSING VOLUME

	Week Ending April 18, 2020	Previous Week	Year Ago
<b>Grand Total</b>	502,000	536,000	642,000

### CANADIAN BOXED BEEF CUT-OUT VALUES

*Canfax notes* (There will be a publication gap as we are in the process of updating the model with new cuts.)

Week Ending	AAA	AA
February 21, 2020	2.7337	2.6792
February 14, 2020	2.7692	2.6792

### U.S. BOXED BEEF CUT-OUT VALUES (U.S. funds)

	Choice 600-900	Select 600-900
Cutout Values (noon estimate):	246.82	236.03
Change (from yesterday's close):	+7.83	+8.83
Current Five Day Average:	231.58	220.51

### U.S. TRADE (U.S. funds)

The U.S. cash cattle trade last week was very light in volume with prices improving as the week progressed. On a live basis, prices started the week at \$94.00-\$95.00 but by Thursday sales ranged from \$97.00-\$100.00 and ended the week fully steady at \$105.00. On the rail, prices started out Monday at \$154.00-\$155.00 dressed, down to \$150.00-\$152.00 by mid-week. But, by Friday dressed sales were sitting at \$168.00. Average prices for this week, reported by the USDA Mandatory Price Report, were easier overall, with steers averaging \$102.28 live down \$2.72 while heifers averaged \$103.77 down \$1.02 from the previous week's weighted averages. Dressed steers averaged \$157.18 down \$10.82 on average while heifers were \$9.74 lower, averaging \$158.12 cwt.

Today, the market was very quiet with no bids on the table and asking prices unestablished. Little trade is expected to develop before the second half of the week. This week's offering is reported as larger in the south and smaller in volume in the north.

Choice and Select Steers and Heifers:	Live	94.00-105.00
	Rail	150.00-168.00

### CHICAGO MERCANTILE EXCHANGE

Closing quotes on futures today were as follows:

Live Cattle		Feeder Cattle		Corn		Soybeans		Canadian \$	
Apr	93.52 -1.12	Apr	118.32 -1.20	May	3.142 -8.0	May	8.264 -6.0	Spot	70.75 -0.56
Jun	85.10 -1.20	May	117.27 -2.00	Jul	3.222 -7.0	Jul	8.362 -6.0	Jun	70.78 -0.56
Aug	90.10 -1.00	Aug	127.65 -0.75	Sep	3.270 -6.6	Aug	8.384 -6.0	Sep	70.84 -0.55
Oct	95.35 -0.77	Sep	129.25 -0.70	Dec	3.370 -6.4	Sep	8.404 -6.0	Dec	70.88 -0.55
Dec	99.45 -0.42	Oct	130.07 -0.75	Mar	3.496 -5.4	Nov	8.456 -5.2	Mar	70.91 -0.56
Feb	104.20 -0.30	Nov	130.67 -0.60	May	3.564 -5.4	Jan	8.492 -4.4	Jun	70.91 -0.56

Beef Farmers of Ontario, 130 Malcolm Road, Guelph, ON N1K 1B1 Phone: (519) 824-0334 Fax: (519) 824-9101 or email: [markets@ontariobeef.com](mailto:markets@ontariobeef.com)