



Daily Market Information Report – Monday, May 4, 2020

The following information is collected from various sources and disseminated by Beef Farmers of Ontario.

ONTARIO DIRECT TO PACKER RAILGRADE CATTLE TRADE

Prices are on a carcass weight basis before grade and weight discounts. (Prices regardless of delivery date).

A Grade Steers No bids or sales reported
A Grade Heifers No bids or sales reported

ONTARIO LIVE CATTLE TRADE

Today at **Ontario Stockyards Inc.:** 24 veal on offer

	Price Range	Top
Veal 600 lbs plus	111.00-140.00	150.00

A light run of veal calves sold higher. *May 5th @ 11:00 am- Spring Stocker Sale with 1,000 head expected!*

At **Kawartha Lakes Community Sale Barn, May 2, 2020 – 138 cows, 10 bulls, 18 veal, 9 stockers, 8 fed cattle**

	Price Range	Avg.	Top
Cows	58.00-80.00	66.43	85.00
Bulls under 1600 lbs	57.00-147.00	96.10	147.00
Bulls over 1600 lbs	45.00-118.00	96.43	118.00

Cows sold actively at higher prices. *May 6th @ 10:00 am- Peterborough/Victoria Counties Special Spring Stocker Sale with 800 head expected, vaccinated with mostly 500-800 lb weights!*

ONTARIO STOCKER & FEEDER TRADE

Stocker sale at **Brussels Livestock: May 1, 2020 – 1,951 Stockers**

Steers	Price Range	Average	Top	Heifers	Price Range	Average	Top
1000+	148.50-166.00	158.80	166.00	900+	137.00-160.25	148.88	163.00
900-999	156.50-176.25	166.80	179.00	800-899	151.75-166.25	160.57	167.00
800-899	170.00-195.00	178.63	195.00	700-799	150.00-181.00	167.80	183.50
700-799	176.00-200.50	192.04	200.50	600-699	169.00-204.25	187.01	204.25
600-699	193.00-217.00	207.27	217.00	500-599	170.00-207.00	192.28	207.00
500-599	192.00-246.00	221.26	266.00	400-499	156.00-212.00	186.72	221.00
400-499	199.00-264.00	229.70	271.00	300-399	160.00-233.00	193.54	233.00
399-	225.00-252.00	240.25	252.00	299-	152.00-200.00	172.33	200.00

Calves and yearlings sold on a strong active trade at steady prices.

ONTARIO STOCKER & FEEDER TRADE SPECIAL SPRING SALES

Stocker sale at **Community Livestock Exchange: May 1, 2020 – 1,071 Stockers**

Steers	Price Range	Average	Top	Heifers	Price Range	Average	Top
1000+	165.50-167.19	167.10	167.19	900+	125.00-148.99	140.30	148.99
900-999	158.00-169.99	167.30	169.99	800-899	137.50-158.99	163.30	168.99
800-899	165.99-197.99	180.09	197.99	700-799	137.50-184.00	168.39	184.00
700-799	142.50-210.00	190.70	210.00	600-699	142.50-200.49	178.80	200.49
600-699	150.00-229.99	202.70	229.99	500-599	150.00-208.99	190.59	208.99
500-599	155.00-237.99	220.00	237.99	400-499	147.50-241.00	197.99	241.00
400-499	168.99-245.99	228.29	245.99	300-399	135.00-208.00	187.20	208.00
399-	194.99-257.50	234.50	257.50				

Bidding was active and consistent through the entire sale with steer prices at or above Ontario averages across all weights and heifer prices strongly above Ontario averages. The price spread was very tight in many weight categories. As usual, demand was strong for grass cattle. There were 62 consignors and 40 purchasing buyers.

Stocker sale at **Denfield Livestock Exchange: May 2, 2020 – 670 Stockers**

Steers	Price Range	Average	Top	Heifers	Price Range	Average	Top
800-899	138.00-181.50	175.03	182.00	900+	154.00-161.50	158.62	161.50
700-799	173.00-205.00	190.51	205.00	800-899	154.00-165.00	161.90	175.00
600-699	179.50-219.00	198.01	230.00	700-799	160.50-178.50	171.85	178.50
500-599	208.00-234.00	220.22	241.00	600-699	169.00-194.00	182.91	194.00
400-499	225.00-245.00	238.46	245.00	500-599	179.00-223.00	204.59	223.00
				400-499	214.00-227.00	218.38	227.00
				300-399	211.00-234.00	225.64	234.00

Grass cattle sold very strong. Yearlings traded fully steady. *May 9th @ 11:00 am- Bred Cow & Cow/Calf Pair Sale!*

Stocker sale at **Thessalon, Algoma Cooperative Livestock Sales: May 2, 2020 – 269 Stockers, 10 cow/calf pairs**

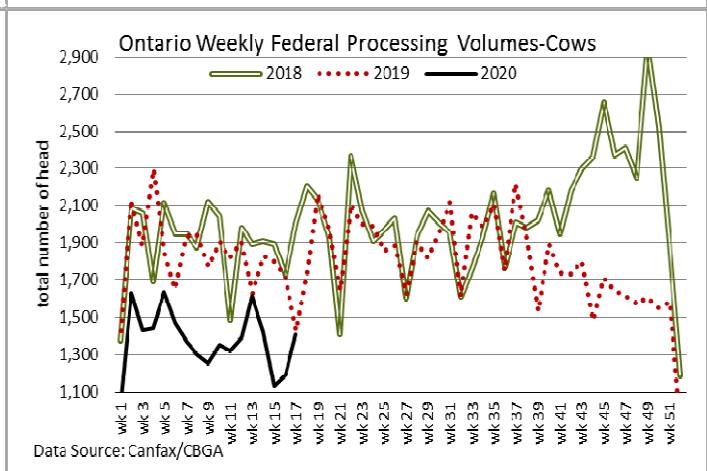
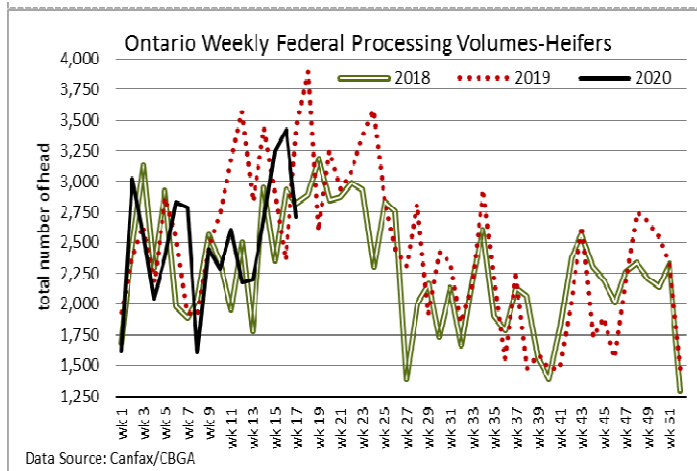
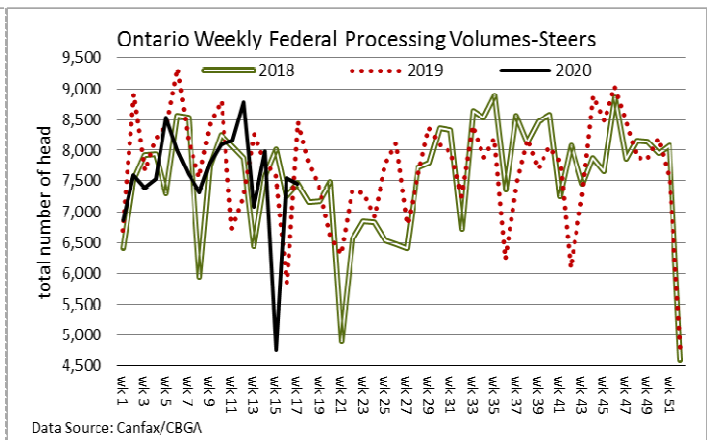
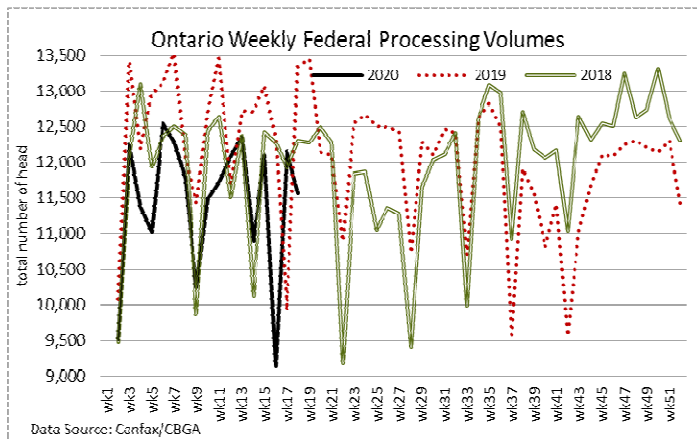
Steers	Price Range	Heifers	Price Range
700-799	147.00-187.00	700-799	120.00-166.00
600-699	185.00-213.00	600-699	130.00-158.00
500-599	167.00-221.00	500-599	154.00-170.00
400-499	187.00-222.00	400-499	155.00-188.00

Steers sold steady while heifers were under pressure. Cow/calf pairs sold from \$1200-\$1450 per pair.

CATTLE EXPORTS-ONTARIO

Week ending Apr 18, 2020 Week ending Apr 11, 2020 Year to Date 2020

Total live slaughter cattle exported from Ontario to the U.S.	3,062	2,354	48,806
Steers & Heifers & Cows	2,576	2,253	44,758
Bulls	486	101	4,048



FEDERALLY INSPECTED CANADIAN PROCESSING

	Week Ending April 25, 2020	# of hd change from week ago	YTD	% Change (Week Ago)	% Change (Year Ago)
Grand Total	24,096	-8,556	927,431	-26%	-5%
Western Slaughter	10,775	-8,547	713,622	-44%	-6%
Eastern Slaughter	13,321	-9	213,809	-0%	-5%

AVERAGE CARCASS WEIGHTS – CANADA

	Steers	Heifers
April 25, 2020	924	850
April 18, 2020	905	833
April 27, 2019	900	851

USDA ESTIMATED CATTLE PROCESSING VOLUME

	Week Ending May 2, 2020	Previous Week	Year Ago
Grand Total	425,000	462,000	673,000

U.S. BOXED BEEF CUT-OUT VALUES (U.S. funds)

	Choice 600-900	Select 600-900
Cutout Values (noon estimate):	404.70	371.11
Change (from yesterday's close):	+27.25	+13.98
Current Five Day Average:	349.01	333.37

U.S. TRADE (U.S. funds)

The U.S. cash cattle trade saw a wide range in pricing last week with northern trade scattered through the week from \$148.00-\$160.00 dressed. Live deals ranged from \$90.00-\$105.00 live. The USDA Mandatory Price Report listed live steers at \$98.18 on average, up \$1.49 from the previous week, while heifers averaged \$97.08 live which is fully steady. On the rail steers averaged \$154.36 dressed up \$0.05, while heifers averaged \$152.80 down \$0.68 from the previous week on average.

Today, the market was very quiet as show list distribution got underway. Asking prices and bids are both unestablished at this time, with little business expected before the second half of the week. This week's offering is reported to be larger than last week in volume, with numbers in Texas noted as significantly higher than last week.

Choice and Select Steers and Heifers:	Live	90.00-105.00
	Rail	148.00-160.00

CHICAGO MERCANTILE EXCHANGE

Closing quotes on futures today were as follows:

Live Cattle			Feeder Cattle			Corn			Soybeans			Canadian \$		
Jun	88.07	+0.82	May	119.07	+1.25	May	3.106	-0.6	May	8.340	-13.2	Spot	71.03	-0.01
Aug	93.05	+0.50	Aug	128.97	+1.32	Jul	3.154	-3.0	Jul	8.364	-13.0	Jun	71.03	-0.01
Oct	97.17	+0.37	Sep	129.80	+0.75	Sep	3.224	-3.0	Aug	8.384	-12.2	Sep	71.04	-0.01
Dec	101.60	+0.62	Oct	130.65	+0.75	Dec	3.340	-2.6	Sep	8.400	-11.0	Dec	71.05	-0.02
Feb	106.05	+0.67	Nov	131.50	+1.02	Mar	3.476	-2.4	Nov	8.456	-9.2	Mar	71.06	-0.02
Apr	108.40	+0.87	Jan	13.40	+1.32	May	3.562	-2.0	Jan	8.494	-8.2	Jun	71.06	-0.10

Beef Farmers of Ontario, 130 Malcolm Road, Guelph, ON N1K 1B1 Phone: (519) 824-0334 Fax: (519) 824-9101 or email: markets@ontariobeef.com

OBCFPP LICENCE CHANGES

NO LONGER Licenced: Livestock Dealer

Ryding Regency Meat Packers Ltd., 145 Bethridge Road, Etobicoke, Ontario M9W 1N4