



Daily Market Information Report - Tuesday, May 19, 2020

The following information is collected from various sources and disseminated by Beef Farmers of Ontario.

ONTARIO DIRECT TO PACKER RAILGRADE CATTLE TRADE

Prices are on a carcass weight basis before grade and weight discounts. *(Prices for today regardless of delivery date).*

A Grade Steers	260.00
A Grade Heifers	259.00-260.00

ONTARIO LIVE CATTLE TRADE

Today at **Brussels Livestock**: 140 Fed Cattle & 250 Cows

	Price Range	Top
Choice Steers & Heifers	148.00-156.00	169.00
Second Cut Cattle	142.00-147.00	
Good Beef Cows	80.00-104.00	109.00
D1 & D2	78.00-88.00	90.00
D3	68.00-77.00	

Fed steers and heifers sold on a strong demand at prices \$3.00-\$5.00 cwt higher. Cows sold on a strong active trade at higher prices.

Today at **Ontario Livestock Exchange**: 356 Veal & 191 Cows

	Price Range	Top
Top quality Cows	71.00-85.00	113.00
Beef Veal	132.00-193.00	
Good Holstein	117.00-127.00	132.00
Medium Holstein	105.00-115.00	
Heavy Holstein	110.00-115.00	
Plain Holsteins	85.00-100.00	

Veal sold on a good trade at steady prices. Fed cows sold barely steady.

Today at **Ontario Stockyards Inc.:** 27 veal, 268 replacement cattle on offer

Steers	Price Range	Average	Top	Heifers	Price Range	Average	Top
800-899	180.00-184.00	182.78	184.00	700-799	162.50-181.00	170.86	181.00
700-799	196.00-209.00	203.75	214.00	600-699	162.50-194.00	179.96	201.00
600-699	186.00-225.00	205.23	236.00	500-599	150.00-177.00	161.57	222.50
500-599	236.00-258.00	28.25	262.50	400-499	182.50-200.00	195.22	208.00
400-499	222.50-2560.00	237.16	262.50	300-399	212.50-222.50	218.94	222.50
Veal 600+	105.00-118.00		130.00				

Veal sold on a steady market. A light run of medium quality replacements traded fully steady to last week's higher market. *May 28th @ 11:00 am- Special All Vaccinated Stocker Sale!*

Keady Livestock Market: 954 Stockers, 38 cows, 51 dollar calves

Steers	Price Range
Cows	72.00-90.00

A very good quality offering today with cattle 900 lbs plus up \$5.00 cwt, while light grass cattle, particularly heifers, traded \$8.00-\$10.00 cwt higher. Cull cows sold \$5.00-\$8.00 cwt stronger. Dollar calves sold steady, with Holstein calves from \$105.00-\$230.00 and X-bred calves from \$255.00-\$420.00 per head.

At **Kawartha Lakes Co-op Auction Market: May 16, 2020 – 155 cows, 12 bulls, 16 veal, 19 stockers, 1 fed cattle**

	Price Range	Average	Top
Cows	70.00-94.00	78.62	112.50
Veal 600 lbs +	107.50-122.00	113.42	122.00

All classes of cattle sold actively with cull cows trading \$2.00-\$3.00 cwt higher. *May 20th & May 27th - Special Spring Stocker Sales!*

Ontario auction sales on **Friday, Saturday and Monday** saw weighted prices for:

	Volume	Price Range	Average	Top
Cows	479	66.73-93.15	76.61	112.50
Bulls, under 1600 lbs	15	92.80-150.00	121.91	180.84
Bulls over 1600 lbs	11	110.55-137.27	124.98	150.00
Veal Calves 600+	26	94.00-124.77	110.82	150.00
Veal Calves under 125 lbs	402	90.06-306.72	150.08	370.00

Stocker sale at **Brussels Livestock: May 15, 2020 – 1,246 Stockers**

Steers	Price Range	Average	Top	Heifers	Price Range	Average	Top
1000+	158.00-173.50	166.73	175.00	900+	148.00-167.50	157.92	175.00
900-999	172.00-191.00	181.54	191.00	800-899	159.50-179.50	171.23	179.50
800-899	187.00-196.25	190.92	196.25	700-799	167.50-184.00	177.89	195.00
700-799	199.00-214.50	206.17	217.00	600-699	178.50-202.00	189.02	202.00
600-699	205.00-226.50	216.19	235.00	500-599	171.00-205.00	188.89	215.00
500-599	228.00-249.00	239.04	267.00	400-499	181.00-226.00	198.10	226.00
400-499	234.00-268.00	252.23	275.00	300-399	190.00-235.00	213.00	235.00
399-	160.00-252.00	228.00	252.00				

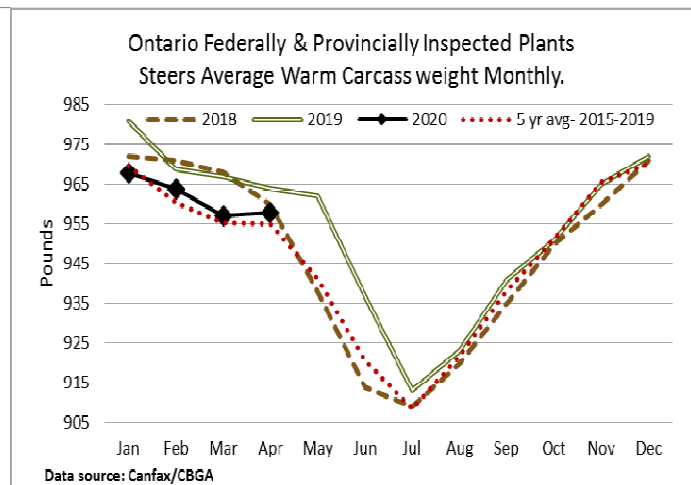
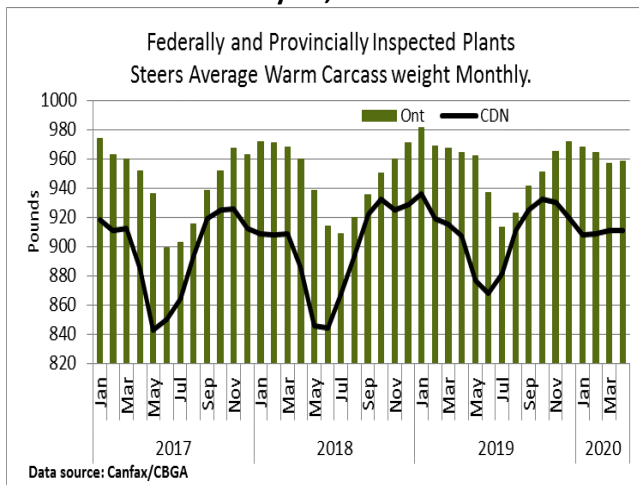
Calves and yearlings sold on a strong active trade with prices \$3.00-\$5.00 cwt higher.

CATTLE EXPORTS-ONTARIO

	Week ending May 2, 2020	Week ending Apr 25, 2020	Year to Date 2020
Total live slaughter cattle exported from Ontario to the U.S.	2,653	2,920	54,379
Steers & Heifers & Cows	2,416	2,756	49,930
Bulls	237	164	4,449

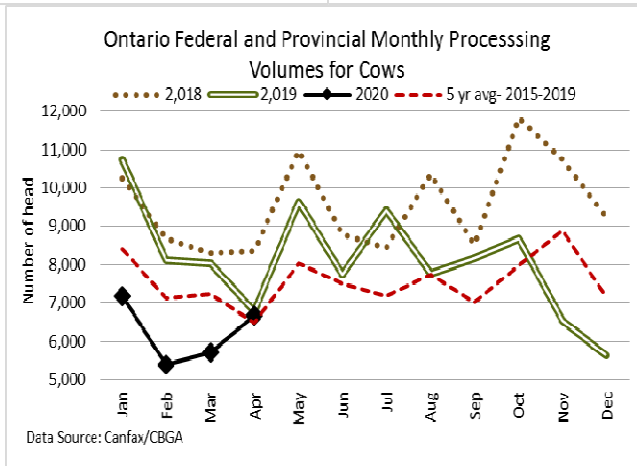
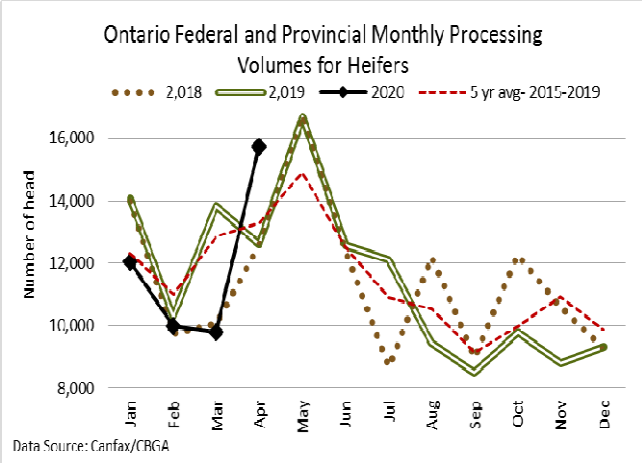
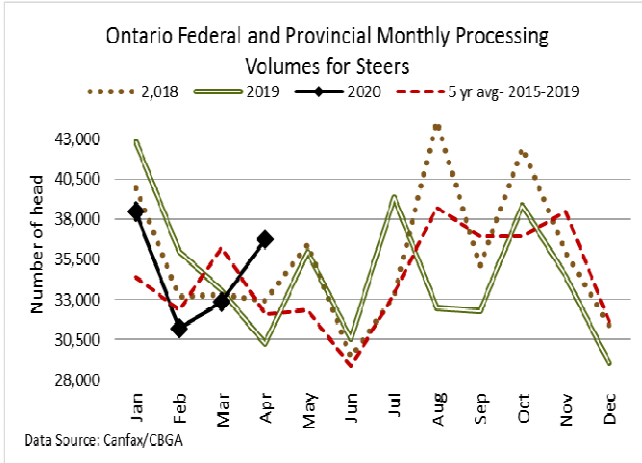
AVERAGE CARCASS WEIGHTS – CANADA

	Steers	Heifers
May 9, 2020	925	841
May 2, 2020	926	838
May 11, 2019	881	835



FEDERALLY INSPECTED CANADIAN PROCESSING

	Week Ending May 9, 2020	# of hd change from week ago	YTD	% Change (Week Ago)	% Change (Year Ago)
Grand Total	39,477	+15,580	990,805	+65%	-10%
Western Slaughter	25,472	+15,700	748,866	+161%	-12%
Eastern Slaughter	14,005	-120	241,939	-1%	-4%



USDA ESTIMATED CATTLE PROCESSING VOLUME

	Week Ending May 16, 2020	Previous Week	Year Ago
Grand Total	499,000	452,000	662,000

CANADIAN BOXED BEEF CUT-OUT VALUES

Week Ending	AAA	AA
March 20, 2020	3.0139	2.9703
March 13, 2020	2.7211	2.6818
March 6, 2020	2.7207	2.6643

Please note that Canfax & CBGA have been making some changes and has resulted in a delay in information. Prices have been updated until March 20, 2020. Further updates will be available soon.

U.S. BOXED BEEF CUT-OUT VALUES (U.S. funds)

	Choice 600-900	Select 600-900
Cutout Values (noon estimate):	409.52	389.63
Change (from yesterday's close):	-5.43	-5.24
Current Five Day Average:	448.31	427.91

U.S. TRADE (U.S. funds)

The **U.S. cash cattle trade** last week saw prices improve as the week progressed. The USDA Mandatory Price report listed sales for the week in a wide range from \$104.00-\$120.00 on a live basis and \$158.00-190.00 dressed. Overall average prices for the week saw live steers at \$112.31 on average, up \$7.81 from the previous week, while live heifers averaged \$113.05 up \$7.39. On the rail, steers averaged \$179.65 dressed up \$19.80 while heifers averaged \$181.27 up \$25.16 from the previous week's weighted average prices.

Monday a couple of deals were noted in parts of the north at \$115.00-\$120.00 live and \$180.00-\$190.00 dressed, basically steady to Friday's trade, but not nearly enough sold to establish a market. Today, other than a few bids in the north at \$180.00 dressed, the market was quiet. Asking prices are reported at \$120.00 plus live and \$200.00 plus dressed in the north while the south is unestablished. Active trade is not expected to develop before the second half of the week.

Choice and Select Steers and Heifers:	Live	N/T	
	Rail	N/T	

CHICAGO MERCANTILE EXCHANGE

Closing quotes on futures **Monday May 18th** were as follows:

Live Cattle			Feeder Cattle			Corn			Soybeans			Canadian \$		
Jun	98.72	+1.72	May	126.60	+1.87	Jul	3.206	+1.4	Jul	8.450	+6.4	Spot	-	-
Aug	98.85	+1.02	Aug	132.55	+1.47	Sep	3.242	+1.2	Aug	8.476	+7.0	Jun	71.61	+0.73
Oct	101.05	+0.70	Sep	133.75	+1.00	Dec	3.326	+0.6	Sep	8.484	+7.2	Sep	71.63	+0.73
Dec	104.22	+1.05	Oct	134.57	+0.62	Mar	3.452	+0.4	Nov	8.526	+7.2	Dec	71.65	+0.74
Feb	107.70	+0.87	Nov	135.30	+0.72	May	3.522	+0.2	Jan	8.556	+7.6	Mar	71.66	+0.74
Apr	110.05	+0.72	Jan	133.80	+0.57	Jul	3.574	+0.0	Mar	8.480	+8.0	Jun	71.65	+0.74

Closing quotes on futures **today** were as follows:

Live Cattle			Feeder Cattle			Corn			Soybeans			Canadian \$		
Jun	98.77	+0.05	May	127.42	+0.82	Jul	3.212	+0.4	Jul	8.424	-2.4	Spot	72.00	+0.38
Aug	99.07	+0.22	Aug	131.92	-0.62	Sep	3.254	+1.2	Aug	8.452	-2.4	Jun	72.00	+0.39
Oct	101.12	+0.07	Sep	133.32	-0.42	Dec	3.342	+1.4	Sep	8.456	-2.6	Sep	72.02	+0.39
Dec	104.05	-0.17	Oct	134.25	-0.32	Mar	3.464	+1.2	Nov	8.502	-2.4	Dec	72.03	+0.38
Feb	107.55	-0.15	Nov	134.82	-0.47	May	3.532	+1.0	Jan	8.536	-2.0	Mar	72.04	+0.28
Apr	110.27	-0.30	Jan	133.45	-0.35	Jul	3.584	+1.0	Mar	8.470	-1.0	Jun	72.03	+0.37

Beef Farmers of Ontario, 130 Malcolm Road, Guelph, ON N1K 1B1 Phone: (519) 824-0334 Fax: (519) 824-9161 or email: markets@ontariobeef.com