



Daily Market Information Report – Monday, June 8, 2020

The following information is collected from various sources and disseminated by Beef Farmers of Ontario.

ONTARIO DIRECT TO PACKER RAILGRADE CATTLE TRADE

Prices are on a carcass weight basis before grade and weight discounts. (Prices regardless of delivery date).

A Grade Steers No bids or sales reported
A Grade Heifers No bids or sales reported

ONTARIO LIVE CATTLE TRADE

Today at **Ontario Stockyards Inc.:** 49 veal on offer

	Price Range	Top
Veal 600 lbs plus	105.00-123.00	180.00

Veal sold actively with prices \$3.00-\$4.00 cwt higher.

At **Kawartha Lakes Community Sale Barn, June 6, 2020** – 48 fed cattle, 155 cows, 15 bulls, 24 veal, 43 stockers

	Price Range	Avg.	Top
Fed heifers, large & medium frame 1000 lbs +	147.50-157.50	154.40	157.50
Cows	68.00-98.00	79.03	116.00
Bulls under 1600 lbs	94.00-131.00	108.07	131.00
Bulls over 1600 lbs	114.00-136.00	126.70	136.00
Veal calves 600 lbs plus	99.00-127.50	109.39	127.50
Veal calves 125 lbs and under	125.00-530.00	221.61	530.00

All classes of cattle sold actively, with cull cows trading at steady to higher prices.

ONTARIO STOCKER & FEEDER TRADE

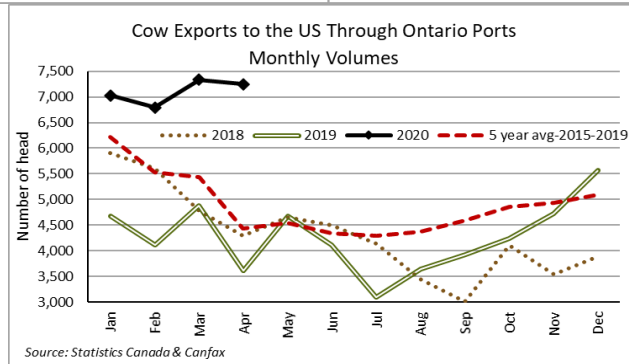
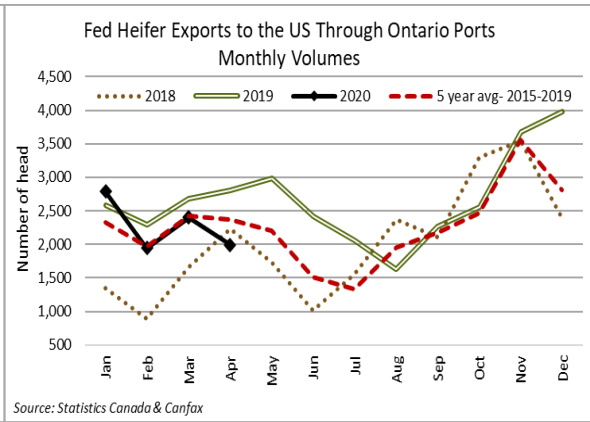
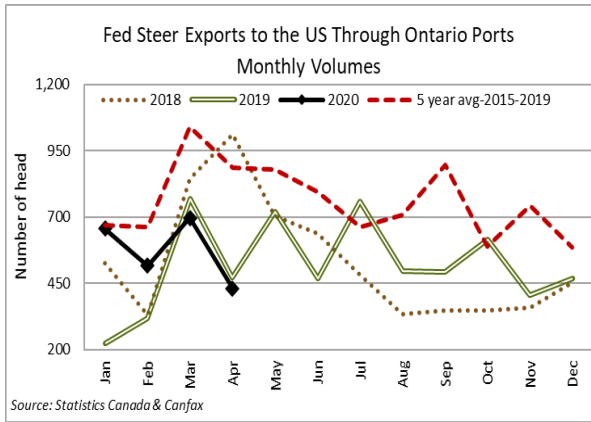
Stocker sale at **Brussels Livestock: June 5, 2020** – 1,438 Stockers

Steers	Price Range	Average	Top	Heifers	Price Range	Average	Top
1000+	161.25-180.00	168.99	185.00	900+	148.50-172.00	162.33	177.00
900-999	165.00-189.25	180.02	189.25	800-899	152.00-177.00	167.26	180.00
800-899	180.00-214.50	198.93	214.50	700-799	166.00-186.00	176.78	186.00
700-799	171.00-221.00	196.62	221.00	600-699	140.00-206.00	178.66	230.00
600-699	202.00-235.00	220.47	240.00	500-599	184.00-212.50	202.46	230.00
500-599	221.00-269.00	251.05	276.00	400-499	185.00-237.00	222.12	237.00
400-499	229.00-282.00	253.63	282.00	300-399	197.00-230.00	214.33	230.00
399-	175.00-267.00	235.80	267.00				

Calves and yearlings sold actively at steady prices.

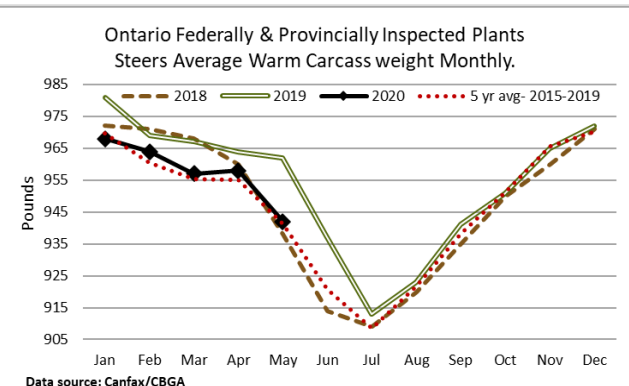
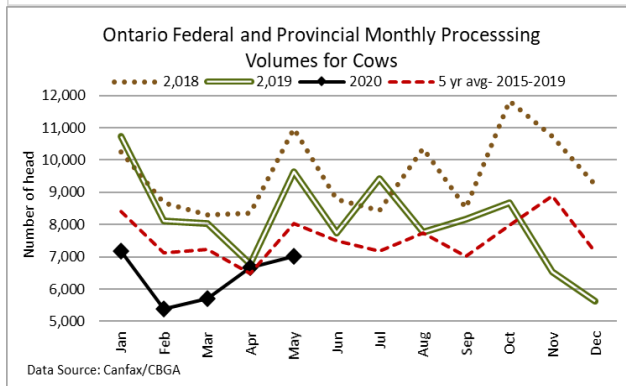
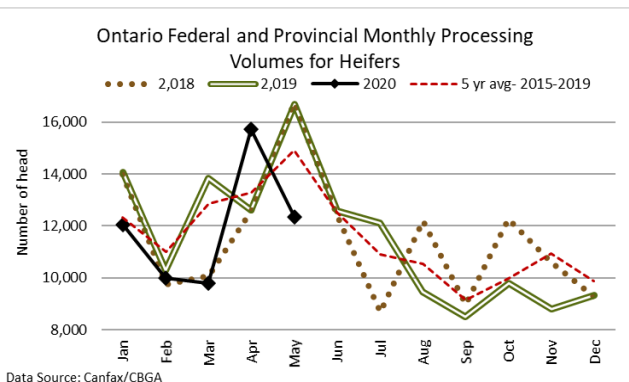
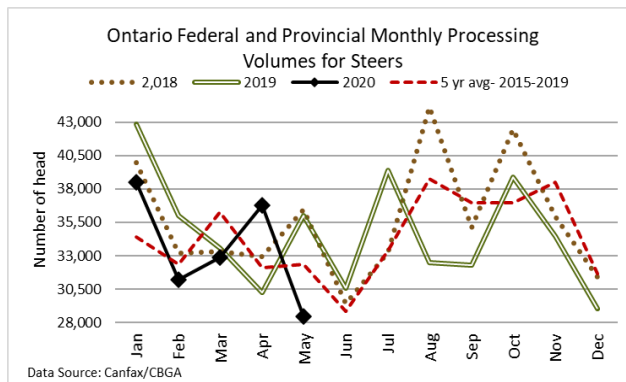
CATTLE EXPORTS-ONTARIO

	Week ending May 23, 2020	Week ending May 16, 2020	Year to Date 2020
Total live slaughter cattle exported from Ontario to the U.S.	2,306	2,651	61,619
Steers & Heifers & Cows	2,057	2,280	56,213
Bulls	249	371	5,406



FEDERALLY INSPECTED CANADIAN PROCESSING (long weekend included)

	Week Ending May 30, 2020	# of hd change from week ago	YTD	% Change (Week Ago)	% Change (Year Ago)
Grand Total	60,078	+12,108	1,144,447	+25%	-10%
Western Slaughter	46,655	+10,335	864,636	+28%	-13%
Eastern Slaughter	13,423	+1,773	279,811	+15%	-3%



AVERAGE CARCASS WEIGHTS – CANADA

	Steers	Heifers
May 30, 2020	890	861
May 23, 2020	915	873
June 1, 2019	864	791

USDA ESTIMATED CATTLE PROCESSING VOLUME

	Week Ending	Previous Week	Year Ago
	June 6, 2020		
Grand Total	636,000	524,000	665,000

U.S. BOXED BEEF CUT-OUT VALUES (U.S. funds)

	Choice 600-900	Select 600-900
Cutout Values (noon estimate):	256.33	234.07
Change (from yesterday's close):	-5.15	-12.35
Current Five Day Average:	297.91	278.20

U.S. TRADE (U.S. funds)

The U.S. cash cattle trade last week ranged anywhere from \$100.00-\$118.00 live and \$165.00-\$187.00 dressed, with a light trade occurring each day of the week. Overall averages reported by the USDA Mandatory Price Report saw live prices at \$\$112.39 for steers down \$3.32 on average, while heifers averaged \$112.49 down \$4.12. On the rail prices steers averaged \$179.04 dressed down \$4.79 while heifers averaged \$180.74 down \$3.78.

Today the market was quiet as new show lists were distributed. This week's offering is noted as smaller than last week in volume in all feeding states. Bids and asking prices are unestablished with business not expected to develop today.

Choice and Select Steers and Heifers:	Live	N/T
	Rail	N/T

CHICAGO MERCANTILE EXCHANGE

Closing quotes on futures today were as follows:

Live Cattle	Feeder Cattle	Corn	Soybeans	Canadian \$
Jun 94.12 +0.22	Aug 133.07 -1.10	Jul 3.336 +2.4	Jul 8.646 -3.0	Spot 74.82 +0.38
Aug 96.32 +0.15	Sep 134.52 -0.95	Sep 3.382 +2.6	Aug 8.674 -2.4	Jun 74.83 +0.39
Oct 99.37 +0.07	Oct 135.02 -1.05	Dec 3.474 +2.2	Sep 8.700 -1.6	Sep 74.83 +0.40
Dec 103.67 -0.15	Nov 135.47 -1.07	Mar 3.590 +2.0	Nov 8.780 -1.4	Dec 74.83 +0.39
Feb 107.65 -0.40	Jan 134.02 -1.22	May 3.654 +2.2	Jan 8.832 -1.2	Mar 74.84 +0.40
Apr 110.25 -0.50	Mar 133.17 -1.32	Jul 3.704 +2.2	Mar 8.806 -1.0	Jun 74.82 +0.41

Beef Farmers of Ontario, 130 Malcolm Road, Guelph, ON N1K 1B1 Phone: (519) 824-0334 Fax: (519) 824-9101 or email: markets@ontariobeef.com