



Daily Market Information Report – Friday June 12, 2020

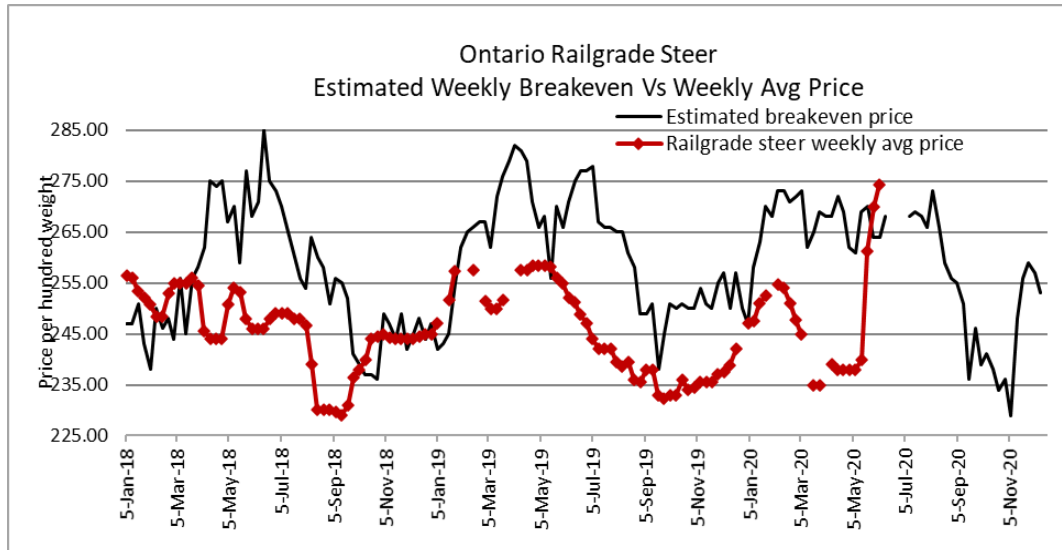
The following information is collected from various sources and disseminated by Beef Farmers of Ontario.

ONTARIO DIRECT TO PACKER RAILGRADE CATTLE TRADE

Prices are on a carcass weight basis before grade and weight discounts. (**Prices regardless of delivery date**).

A Grade Steers No sales reported.

A Grade Heifers No sales reported.



The information provided on this report is based on weighted averages for actual data collected. Input costs are a guideline only and will vary from producer to producer. BFO does not take any responsibility and accepts no legal liability arising from or connected to damages or losses experienced by producers when using this information. This is to be used at your own risk.

ONTARIO LIVE CATTLE TRADE

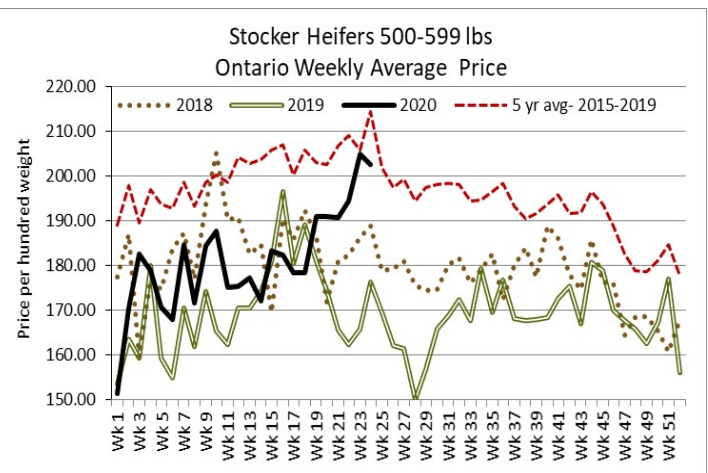
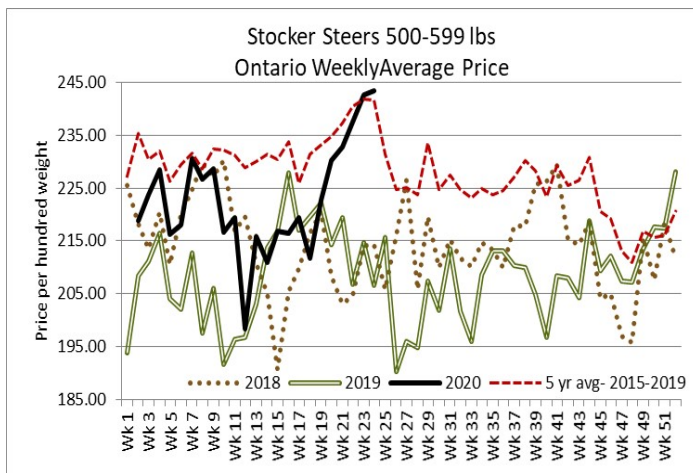
Today at **Brussels Livestock- 1,000** – sale in progress

Steers	Price Range	Average	Top	Heifers	Price Range	Average	Top
1000+	157.00-171.00	162.93	173.00	900+	145.50-164.25	158.33	168.50
900-999	166.00-184.25	176.12	189.00	800-899	158.00-167.00	163.42	168.00
800-899	168.00-197.00	184.73	200.00	700-799	150.00-185.50	174.55	195.00
700-799	178.00-220.00	202.71	223.75	600-699	180.00-202.00	190.37	202.00
600-699	204.00-246.00	222.66	272.00	500-599	187.00-226.00	210.06	226.00
500-599	213.00-279.00	244.74	279.00	400-499	215.00-243.00	228.74	243.00
400-499	244.00-273.00	250.69	274.00	300-399	232.00-265.00	246.80	265.00
399-	187.00-287.00	262.33	287.00				

Calves sold on a strong active trade at stronger prices with yearlings selling steady.

Ontario auction sales on **Thursday** saw weighted prices for:

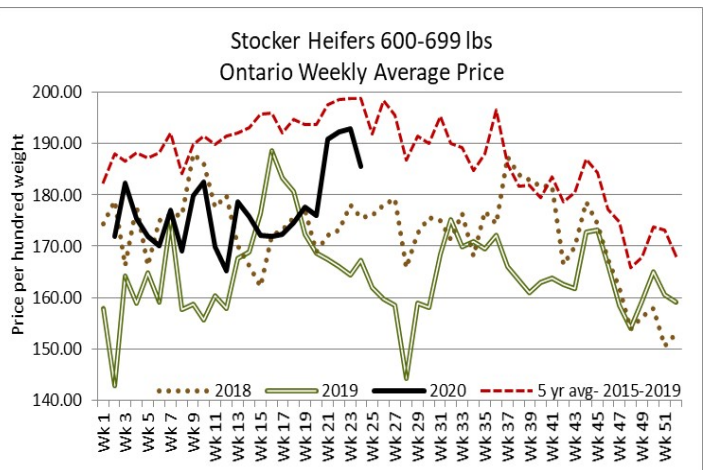
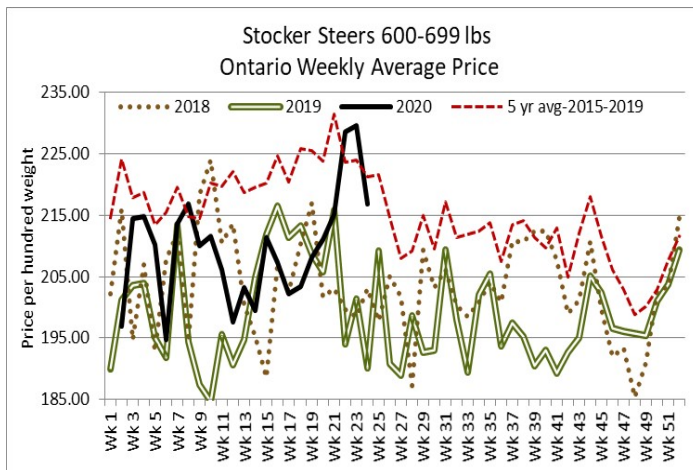
	Volume	Price Range	Average	Top
Large & Medium Frame Fed Steers +1250 lbs	46	135.00-173.75	162.54	174.50
Large & Medium Frame Fed Heifers +1000 lbs	33	125.91-167.55	147.47	172.00
Fed steers, dairy and dairy cross +1250 lbs	80	95.00-113.00	105.47	129.00
Cows	506	63.38-85.12	74.17	148.75
Bulls all weights	20	104.35-119.33	112.86	138.00
Veal +600 lbs	105	110.47-135.13	120.75	216.00



Stocker sale at **Ontario Livestock Exchange: June 4, 2020 – 401 Stockers**

Steers	Price Range	Average	Top	Heifers	Price Range	Average	Top
900-999	162.50-170.00	165.00	170.00	900+	130.00-148.00	143.83	152.50
800-899	135.00-199.00	173.34	200.00	800-899	152.50-170.00	163.64	170.00
700-799	152.50-210.00	191.25	210.00	700-799	157.50-183.50	175.62	194.00
600-699	185.00-230.00	213.54	230.00	600-699	170.00-197.50	181.56	197.50
500-599	169.00-279.00	222.62	279.00	500-599	140.00-200.00	167.71	212.50
400-499	185.00-232.50	211.50	255.00	400-499	175.00-217.50	199.57	227.50
399-	150.00-227.50	182.50	245.00	300-399	179.00-200.00	182.15	207.50
				299-	140.00-240.00	190.00	240.00

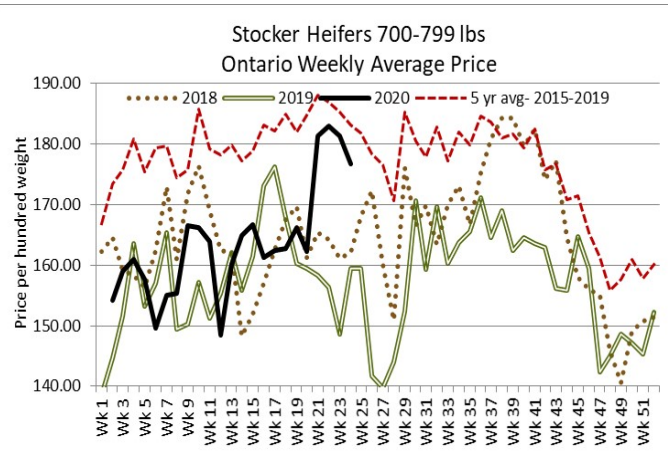
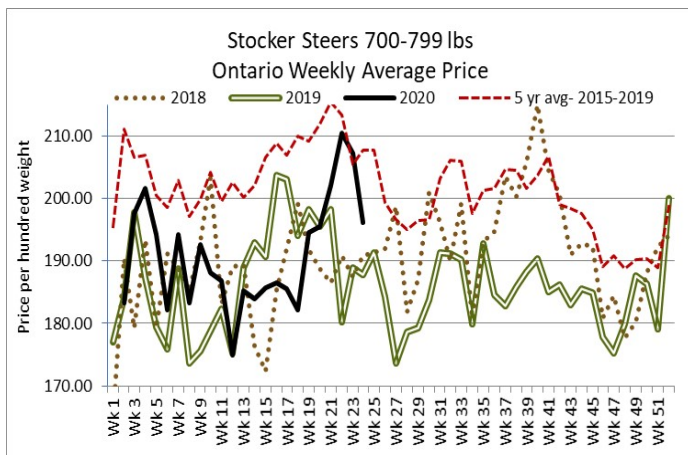
Stockers continue to sell actively at steady prices.



Stocker sale at: **Ontario Stockyards Inc: June 4, 2020 – 578 Stockers**

Steers	Price Range	Average	Top	Heifers	Price Range	Average	Top
900-999	154.00-175.00	168.36	175.00	700-799	168.00-189.00	177.26	189.00
800-899	150.00-196.50	179.57	196.50	600-699	192.00-212.00	202.25	212.00
700-799	181.00-205.50	195.32	205.50	500-599	205.00-225.00	215.70	225.00
600-699	185.00-241.00	217.65	257.00	400-499	215.00-235.00	225.11	240.00
500-599	218.00-277.50	251.63	277.50	300-399	233.00-246.00	241.22	263.00
400-499	200.00-271.00	238.52	285.00				
399-	225.00-289.00	248.76	289.00				

A run of primarily British calves traded at steady prices.



Stocker sale at **Ottawa Livestock Exchange: June 4, 2020 – 107 Stockers**

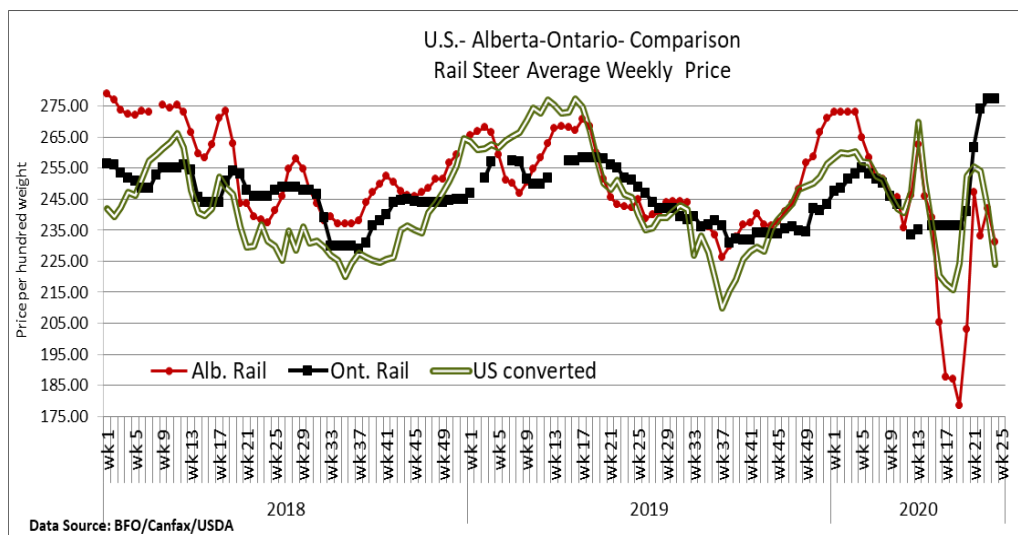
Steers	Price Range	Average	Top	Heifers	Price Range	Average	Top
800-899	186.00-194.00	190.00	194.00	600-699	118.00-188.00	160.36	204.00
700-799	178.00-210.00	191.78	210.00	500-599	164.00-202.00	188.46	216.00
600-699	214.00-234.00	223.43	234.00	400-499	164.00-210.00	186.00	230.00
500-599	202.00-268.00	236.00	268.00				
400-499	226.00-264.00	242.88	264.00				
399	216.00-234.00	228.00	234.00				

U.S. BOXED BEEF CUT-OUT VALUES (U.S. funds)

	Choice 600-900	Select 600-900
Cutout Values (noon estimate):	229.96	219.65
Change (from yesterday's close):	-5.60	-0.23
Current Five Day Average:	246.93	229.64

QUEBEC ELECTRONIC AUCTION MARKET (F.O.B. THE FEEDLOT)

	Price	Change from Last Week
For the week ending June 11, 2020	262.25	-9.94



ALBERTA DIRECT TRADE

Alberta's direct trade saw a couple of scattered deals Tuesday, reported by Canfax, at \$233.00 delivered on a dressed basis, which is around \$10.00 cwt lower than last week on average. Wednesday saw good sized volumes marketed notes Canfax, with prices averaging around \$10.00 lower than last week on a dressed basis from \$230.00-\$235.00 delivered. Canfax reported trade on a picked up basis from \$134.75-\$140.00 live with steers averaging \$136.39 down \$13.78 with heifers averaging \$135.67 down \$14.08 from last week's weighted average price. On the rail steers and heifers ranged from \$228.50-\$233.50 picked-up, with steers averaging \$231.09 down \$11.02 and heifers \$230.82 down \$5.79 from the previous week on average.

Steers	Live FOB	134.75-140.00	Rail FOB	228.50-233.50
Heifers	Live FOB	134.75-136.75	Rail FOB	228.50-233.50

U.S. TRADE (U.S. funds)

The U.S. cash cattle trade saw a light test each day of the week, with prices trending steady to lower as the week progressed. Trade this week started out at \$105.00-\$108.00 live, but by Thursday sales were reported from \$98.00-107.00, with prices averaging the week around \$105.00 live down \$7.00-\$8.00 from the previous week. On the rail trade started out at \$165.00-\$170.00 dressed, but by Thursday sales ranged from \$160.00-\$165.00. Prices for dressed cattle are averaging around \$166.00-\$167.00 down \$13.00-\$14.00 from last week on average. Today some clean up trade could develop but it appears the bulk of trade has been completed. Asking prices on the remaining cattle are sitting at \$110.00 live in the south and \$175.00 dressed in the north.

Choice and Select Steers and Heifers:	Live	98.00-108.00
	Rail	160.00-170.00

CHICAGO MERCANTILE EXCHANGE

Closing quotes on futures today were as follows:

Live Cattle			Feeder Cattle			Corn			Soybeans			Canadian \$		
Jun	96.07	-0.75	Aug	131.10	-1.07	Jul	3.300	+0.2	Jul	8.712	+5.2	Spot	73.45	-0.04
Aug	95.32	-1.12	Sep	132.47	-0.77	Sep	3.344	+0.4	Aug	8.724	+4.4	Jun	73.44	-0.06
Oct	98.00	-1.07	Oct	133.15	-0.85	Dec	3.430	-0.6	Sep	8.732	+3.6	Sep	73.45	-0.05
Dec	102.05	-0.72	Nov	133.47	-1.12	Mar	3.546	-0.6	Nov	8.796	+3.0	Dec	73.45	-0.05
Feb	106.00	-0.57	Jan	132.45	-0.92	May	3.612	-1.0	Jan	8.822	+2.2	Mar	73.46	-0.05
Apr	108.45	-0.60	Mar	131.35	-0.82	Jul	3.662	-1.2	Mar	8.774	+1.4	Jun	73.44	-0.06

Beef Farmers of Ontario, 130 Malcolm Road, Guelph, ON N1K 1B1 Phone: (519) 824-0334 Fax: (519) 824-9161 or email: markets@ontariobeef.com