



Daily Market Information Report – Friday June 19, 2020

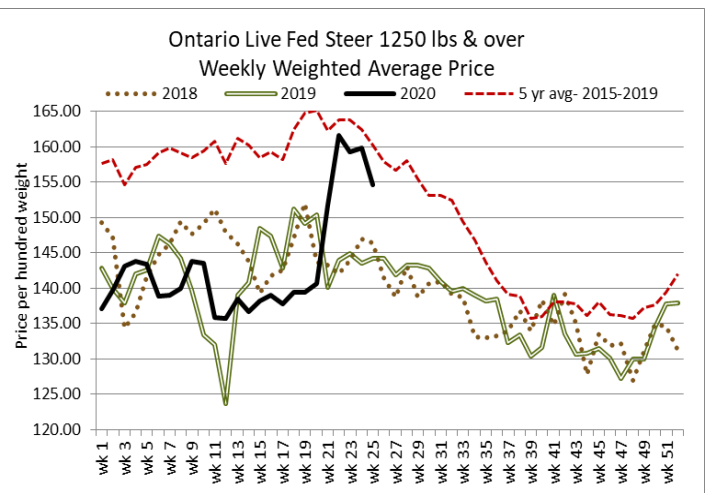
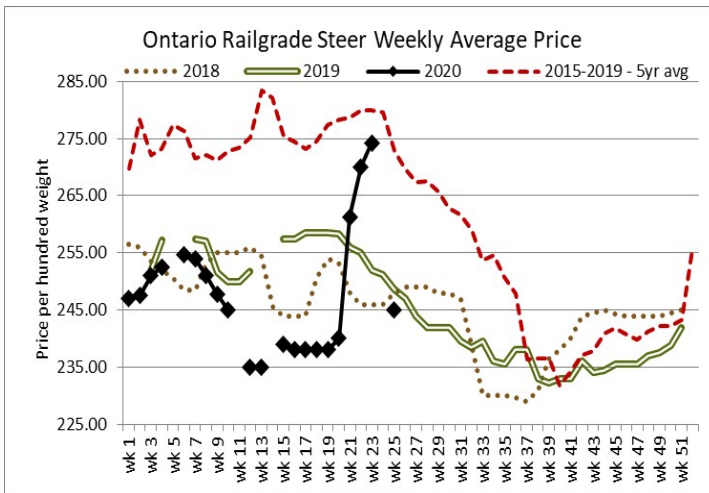
The following information is collected from various sources and disseminated by Beef Farmers of Ontario.

ONTARIO DIRECT TO PACKER RAILGRADE CATTLE TRADE

Prices are on a carcass weight basis before grade and weight discounts. (Prices regardless of delivery date).

A Grade Steers No sales reported.

A Grade Heifers No sales reported.



ONTARIO LIVE CATTLE TRADE

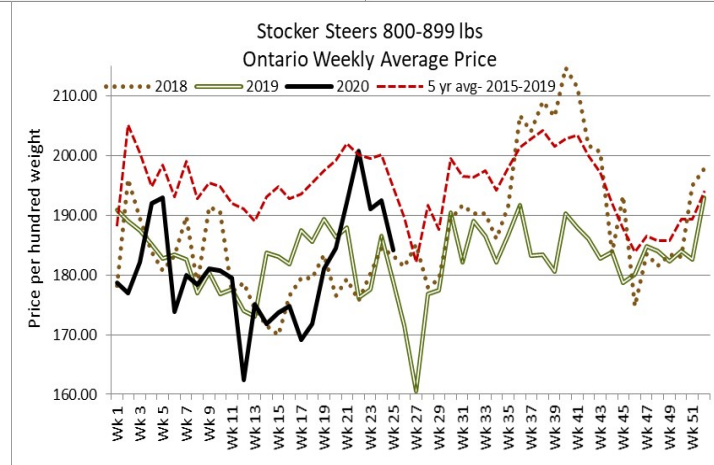
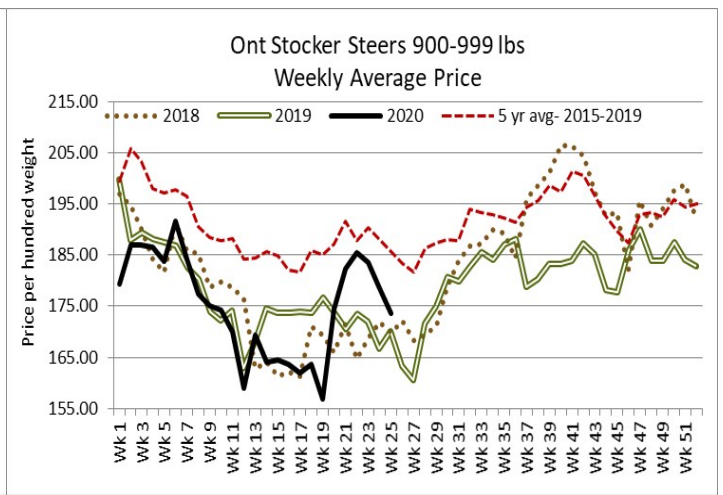
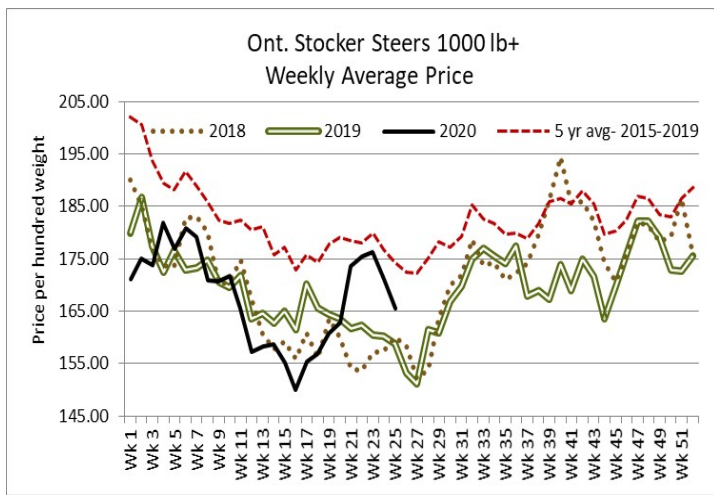
Today at **Brussels Livestock- 850** stockers

Steers	Price Range	Average	Top	Heifers	Price Range	Average	Top
1000+	147.50-164.00	157.49	170.00	900+	128.00-155.50	145.75	172.75
900-999	158.00-169.00	165.05	169.00	800-899	150.50-175.00	164.93	175.00
800-899	169.00-197.50	182.91	197.50	700-799	161.00-177.00	168.22	180.00
700-799	181.00-199.25	190.65	220.00	600-699	177.00-187.00	182.73	192.00
600-699	204.00-242.00	219.82	242.00	500-599	182.00-213.00	199.05	222.00
500-599	170.00-239.00	215.25	244.00	400-499	191.00-217.00	208.17	217.00
400-499	201.00-272.00	245.31	272.00	300-399			

Calves sold on a steady market with quality considered, with yearlings selling on an easier trade.

Ontario auction sales on **Thursday** saw weighted prices for:

	Volume	Price Range	Average	Top
Large & Medium Frame Fed Steers +1250 lbs	53	135.00-156.00	148.27	156.00
Large & Medium Frame Fed Heifers +1000 lbs	44	131.14-149.09	139.96	153.50
Fed steers, dairy and dairy cross +1250 lbs	42	97.00-108.00	101.63	123.00
Cows	445	71.84-91.26	79.49	113.00
Bulls all weights	19	105.60-123.00	114.60	150.00
Veal +600 lbs	108	104.77-127.27	115.49	188.00



Stocker sale at **Ontario Livestock Exchange: June 18, 2020 – 323 Stockers**

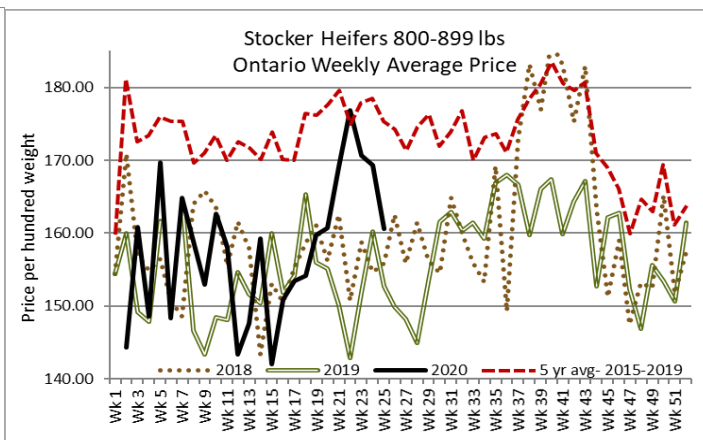
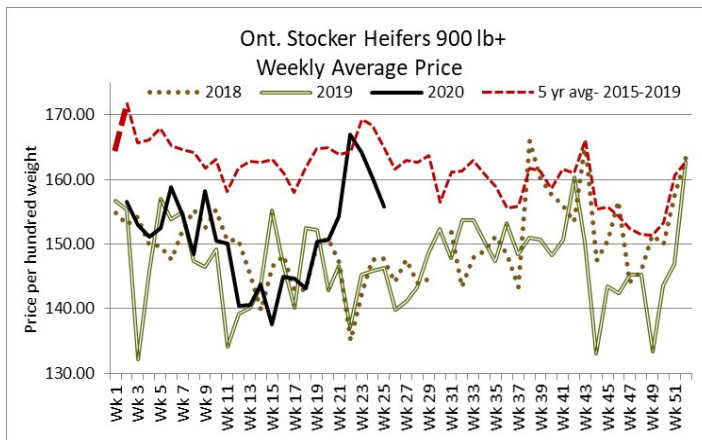
Steers	Price Range	Average	Top	Heifers	Price Range	Average	Top
900-999	152.00-189.00	184.58	189.00	900+	145.00-154.00	147.08	154.00
800-899	165.00-191.00	184.38	191.00	800-899	110.00-170.00	140.25	170.00
700-799	127.50-151.00	145.38	190.00	700-799	125.00-147.50	139.75	172.00
600-699	149.00-204.00	185.41	204.00	600-699	139.00-147.50	142.29	147.50
500-599	145.00-268.00	231.50	268.00	500-599	169.00-180.00	174.67	187.50
400-499	155.00-231.00	215.57	231.00	400-499	172.50-197.50	185.83	197.50
399-	215.00-277.50	257.00	277.50	300-399	165.00-205.00	179.21	227.50

Stockers sold on a steady market.

Stocker sale at: **Ontario Stockyards Inc: June 18, 2020 – 510 Stockers**

Steers	Price Range	Average	Top	Heifers	Price Range	Average	Top
1000+	157.00-171.00	161.79	171.00	900+	146.00-167.50	157.61	167.50
900-999	170.50-176.75	173.89	176.75	800-899	145.00-172.00	156.16	175.00
800-899	180.00-199.00	192.19	199.00	700-799	155.00-187.50	175.06	187.50
700-799	184.00-214.00	201.58	214.00	600-699	180.00-205.00	193.91	214.00
600-699	193.00-227.00	209.13	241.00	500-599	196.00-225.00	211.72	230.00
500-599	208.00-251.00	234.16	268.00	400-499	214.00-236.50	224.64	237.50
400-499	235.00-276.00	252.03	276.00	300-399	214.00-240.00	227.01	240.00
399-	227.50-254.00	244.49	272.50				

A medium quality offering of calves sold fully steady while yearlings sold strong.



U.S. BOXED BEEF CUT-OUT VALUES (U.S. funds)

	Choice 600-900	Select 600-900
Cutout Values (noon estimate):	214.33	203.05
Change (from yesterday's close):	+0.77	-0.23
Current Five Day Average:	223.73	211.79

QUEBEC ELECTRONIC AUCTION MARKET (F.O.B. THE FEEDLOT)

	Price	Change from Last Week
For the week ending June 18, 2020	244.00-245.50	-17.75

ALBERTA DIRECT TRADE

Alberta's direct trade was light to moderate with Canfax reporting sales from \$220.00-\$230.00 delivered on a dressed basis, down around \$10.00 cwt from last week on average, with the top price steady to the bottom of last week's trade. Live sales were reported around \$130.00 picked up down approximately \$6.00 from last week on average. Canfax noted that "competition on the cash market was limited with one packer buying most of the cattle. Most of the cattle that traded this week would be picked up in two weeks."

Steers	Live FOB	128.75	Rail FOB	218.50-230.00
Heifers	Live FOB	130.00	Rail FOB	218.50-228.50

U.S. TRADE (U.S. funds)

The U.S. cash cattle trade on Thursday, continued with sales steady to the week, from \$98.00-\$102.00 live and \$157.00-\$160.00 dressed. Friday could see a little clean up trade surface but at time of reporting the market is very quiet. Asking prices are sitting at \$105.00 live and \$165.00-\$170.00 dressed. Overall, this week's market on average is down around \$3.50-\$4.50 from last week on a live basis and \$5.00-\$5.50 lower on the rail.

Choice and Select Steers and Heifers:	Live	98.00-105.00 – weekly range
	Rail	157.00-162.00 - weekly range

CHICAGO MERCANTILE EXCHANGE

Closing quotes on futures today were as follows:

Live Cattle			Feeder Cattle			Corn			Soybeans			Canadian \$		
Jun	94.70	-1.37	Aug	132.55	-0.42	Jul	3.324	+1.4	Jul	8.764	+3.4	Spot	73.50	+0.00
Aug	95.40	-0.70	Sep	133.87	-0.37	Sep	3.372	+1.6	Aug	8.760	+3.4	Sep	73.52	-0.01
Oct	98.85	-0.55	Oct	134.85	-0.25	Dec	3.452	+2.4	Sep	8.752	+4.2	Dec	73.52	-0.00
Dec	102.85	-0.42	Nov	135.57	-0.10	Mar	3.566	+2.6	Nov	8.806	+4.6	Mar	73.53	-0.01
Feb	107.27	-0.10	Jan	134.85	-0.07	May	3.630	+2.0	Jan	8.842	+5.0	Jun	73.51	-0.01
Apr	109.87	+0.05	Mar	134.00	+0.20	Jul	3.676	+1.6	Mar	8.794	+4.4	Sep	73.48	-0.01

Beef Farmers of Ontario, 130 Malcolm Road, Guelph, ON N1K 1B1 Phone: (519) 824-0334 Fax: (519) 824-9161 or email: markets@ontariobeef.com