



## Daily Market Information Report – Monday, July 20, 2020

The following information is collected from various sources and disseminated by Beef Farmers of Ontario.

### ONTARIO DIRECT TO PACKER RAILGRADE CATTLE TRADE

Prices are on a carcass weight basis before grade and weight discounts. (Prices regardless of delivery date).

<b>A Grade Steers</b>	240.00-245.00 (delivery this week to two weeks out)
<b>A Grade Heifers</b>	239.00-245.00 (delivery this week to two weeks out)

### ONTARIO LIVE CATTLE TRADE

Today at **Ontario Stockyards Inc.:** 42 veal on offer

	Price Range	Top
<b>Veal 600 lbs plus</b>	123.00-142.00	145.00

Veal traded steady to stronger.

At **Kawartha Lakes Community Sale Barn, July 18, 2020** – 18 fed cattle, 166 cows, 17 bulls, 50 veal, 15 stockers

	Price Range	Avg.	Top
<b>Cows</b>	69.00-98.00	78.96	107.00
<b>Bulls under 1600 lbs</b>	64.00-138.00	89.54	138.00
<b>Bulls over 1600 lbs</b>	104.00-145.00	124.25	145.00
<b>Veal calves 600 lbs plus</b>	109.00-145.00	122.12	145.00
<b>Veal calves 125 lbs or less</b>	27.50-155.00	69.40	155.00

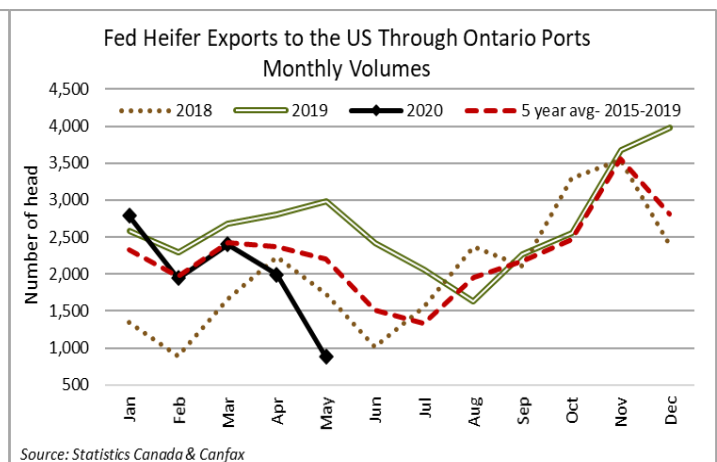
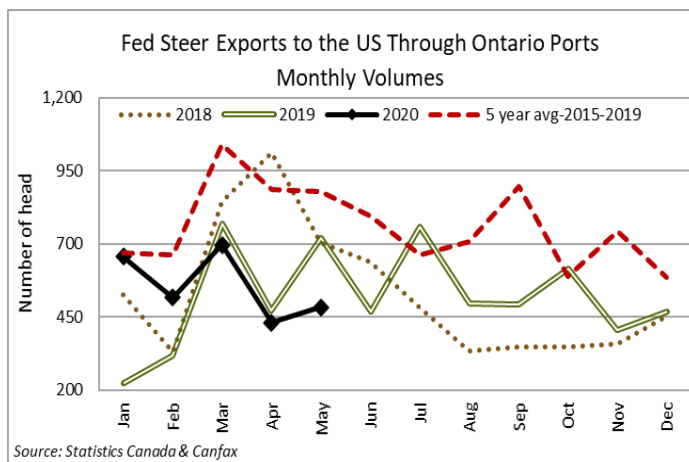
All classes of cattle continued to sell actively on a steady demand.

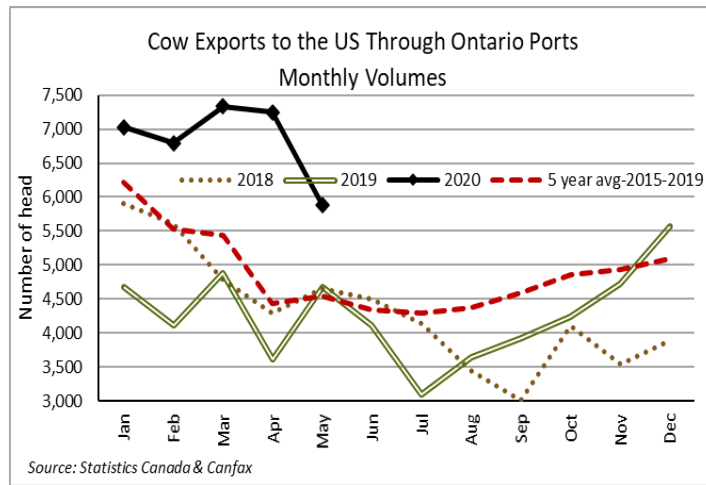
### ONTARIO STOCKER & FEEDER TRADE

Stocker sale at **Brussels Livestock:** July 17, 2020 – 875 Stockers

Steers	Price Range	Average	Top	Heifers	Price Range	Average	Top
<b>1000+</b>	159.00-174.00	166.15	177.00	<b>900+</b>	144.00-170.00	159.00	170.00
<b>900-999</b>	163.75-180.00	172.73	185.00	<b>800-899</b>	160.00-172.00	166.80	173.00
<b>800-899</b>	188.00-204.00	192.97	206.00	<b>700-799</b>	167.00-184.50	177.40	184.50
<b>700-799</b>	191.00-206.00	199.14	219.00	<b>600-699</b>	165.00-209.50	185.26	209.50
<b>600-699</b>	206.00-231.00	223.97	231.00	<b>500-599</b>	160.00-186.75	179.86	197.00
<b>500-599</b>	169.00-258.00	216.72	269.00	<b>400-499</b>	162.00-202.00	183.70	202.00
<b>400-499</b>	190.00-267.00	233.56	275.00	<b>300-399</b>	185.00-202.00	187.40	220.00
<b>399-</b>	135.00-190.00	163.75	190.00				

Calves and yearlings sold on a strong active trade at steady prices.



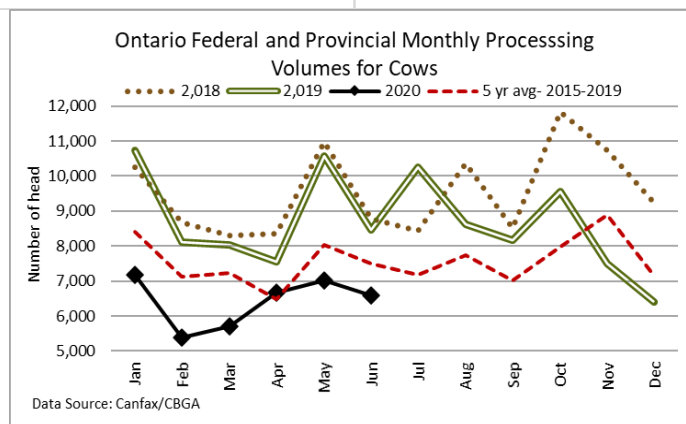
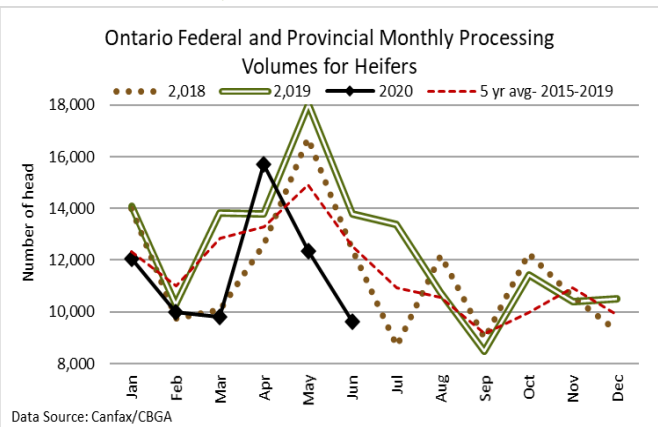
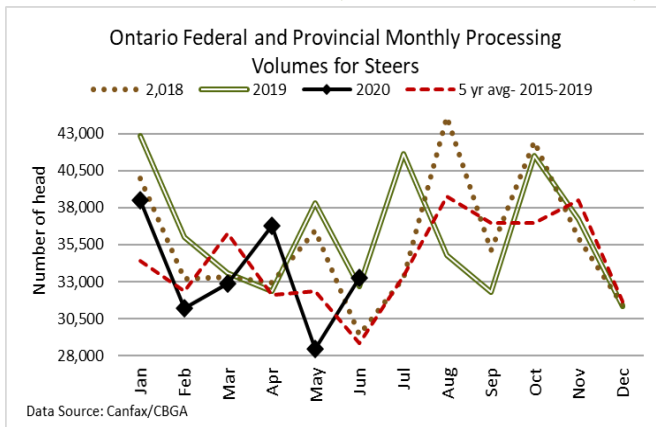


### CATTLE EXPORTS-ONTARIO

	Week ending July 4, 2020	Week ending June 27, 2020	Year to Date 2020
<b>Total live slaughter cattle</b> exported from Ontario to the U.S.	<b>2,030</b>	<b>1,830</b>	<b>73,333</b>
<b>Steers &amp; Heifers &amp; Cows</b>	<b>1,788</b>	<b>1,506</b>	<b>66,154</b>
<b>Bulls</b>	<b>242</b>	<b>324</b>	<b>7,179</b>

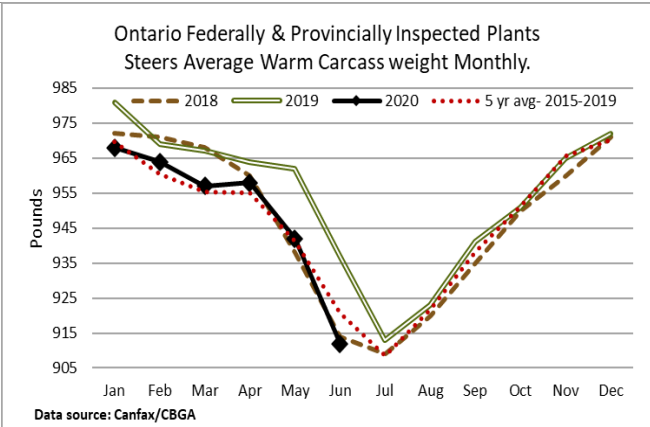
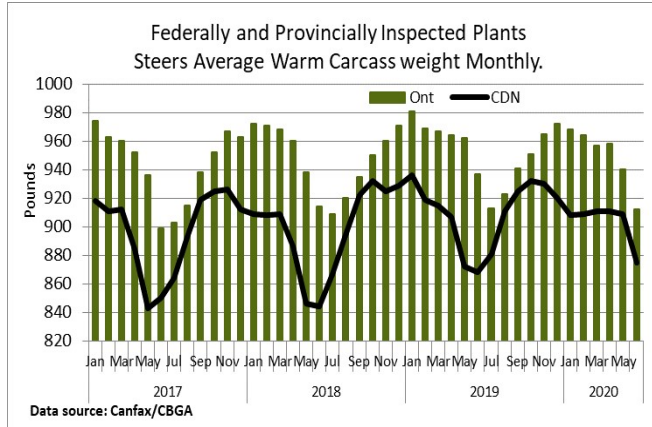
### FEDERALLY INSPECTED CANADIAN PROCESSING

	Week Ending July 11, 2020	# of hd change from week ago	YTD	% Change (Week Ago)	% Change (Year Ago)
<b>Grand Total</b>	<b>70,495</b>	<b>+9,110</b>	<b>1,462,253</b>	<b>+15%</b>	<b>-8%</b>
<b>Western Slaughter</b>	<b>58,153</b>	<b>+7,805</b>	<b>1,118,928</b>	<b>+16%</b>	<b>-9%</b>
<b>Eastern Slaughter</b>	<b>12,342</b>	<b>+1,305</b>	<b>343,325</b>	<b>+12%</b>	<b>-3%</b>



## AVERAGE CARCASS WEIGHTS – CANADA

	<b>Steers</b>	<b>Heifers</b>
<b>July 11, 2020</b>	875	795
<b>July 4, 2020</b>	871	802
<b>July 13, 2019</b>	872	799



### USDA ESTIMATED CATTLE PROCESSING VOLUME

	<b>Week Ending July 18, 2020</b>	<b>Previous Week</b>	<b>Year Ago</b>
<b>Grand Total</b>	650,000	657,000	655,000

### U.S. BOXED BEEF CUT-OUT VALUES (U.S. funds)

	<b>Choice 600-900</b>	<b>Select 600-900</b>
<b>Cutout Values (noon estimate):</b>	201.92	191.12
<b>Change (from yesterday's close):</b>	+1.45	+0.81
<b>Current Five Day Average:</b>	201.24	191.147

### U.S. TRADE (U.S. funds)

**The U.S. cash cattle trade** last week was fully steady on average. The USDA report saw live sales for the week range from \$93.00-\$100.00 live, with steers averaging \$96.36 up \$0.38, while heifers averaged \$95.73 up \$0.34. On a dressed basis, sales for the week ranged from \$152.00-\$160.00 with steers averaging \$157.56 down \$0.10 while heifers averaged \$157.52 down \$0.08.

Today the market was very quiet as new show lists were distributed. This week's offering is reported as larger in volume in Texas, slightly larger in the north, with lower volumes showing up in Kansas this week. Asking prices are poorly defined today with just a few lots asking \$100.00 on a live basis.

<b>Choice and Select Steers and Heifers:</b>	Live	N/T
	Rail	N/T

### CHICAGO MERCANTILE EXCHANGE

Closing quotes on futures today were as follows:

<b>Live Cattle</b>		<b>Feeder Cattle</b>		<b>Corn</b>		<b>Soybeans</b>		<b>Canadian \$</b>			
<b>Aug</b>	102.27 -1.00	<b>Aug</b>	141.60 -1.10	<b>Sep</b>	3.282 -4.6	<b>Aug</b>	9.030 +5.0	<b>Spot</b>	73.88	+0.23	
<b>Oct</b>	106.37 -0.50	<b>Sep</b>	143.00 -0.32	<b>Dec</b>	3.356 -4.0	<b>Sep</b>	8.966 +4.4	<b>Sep</b>	73.90	+0.23	
<b>Dec</b>	110.45 -0.25	<b>Oct</b>	142.97 -0.62	<b>Mar</b>	3.462 -3.4	<b>Nov</b>	9.000 +5.0	<b>Dec</b>	73.91	+0.23	
<b>Feb</b>	113.45 -0.32	<b>Nov</b>	142.57 -1.27	<b>May</b>	3.532 -2.6	<b>Jan</b>	9.042 +5.0	<b>Mar</b>	73.93	+0.23	
<b>Apr</b>	114.57 -0.40	<b>Jan</b>	140.42 -1.97	<b>Jul</b>	3.582 -2.4	<b>Mar</b>	9.002 +4.2	<b>Jun</b>	73.91	+0.23	
<b>Jun</b>	108.47 -0.25	<b>Mar</b>	139.30 -2.30	<b>Sep</b>	3.592 -1.2	<b>May</b>	8.990 +4.2	<b>Sep</b>	73.88	+0.23	