



Daily Market Information Report – Monday, August 10, 2020

The following information is collected from various sources and disseminated by Beef Farmers of Ontario.

ONTARIO DIRECT TO PACKER RAILGRADE CATTLE TRADE

Prices are on a carcass weight basis before grade and weight discounts. (Prices regardless of delivery date).

A Grade Steers	245.00
A Grade Heifers	244.00-245.00

ONTARIO LIVE CATTLE TRADE

Today at **Ontario Stockyards Inc.:** 33 veal on offer

	Price Range	Top
Veal 600 lbs plus	114.00-126.50	140.00

Veal traded steady.

At **Kawartha Lakes Community Sale Barn, August 8, 2020** – 4 fed cattle, 116 cows, 6 bulls, 43 veal, 18 stockers

	Price Range	Avg.	Top
Cows	73.00-103.00	85.62	140.00
Veal calves 600 lbs plus	106.00-149.00	119.46	149.00
Veal calves 125 lbs or less	80.00-350.00	124.54	350.00

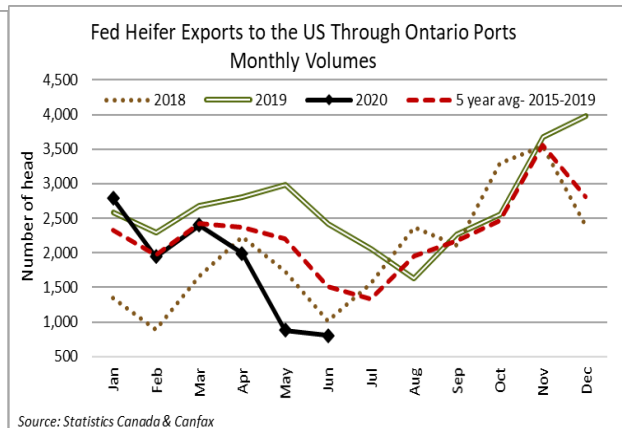
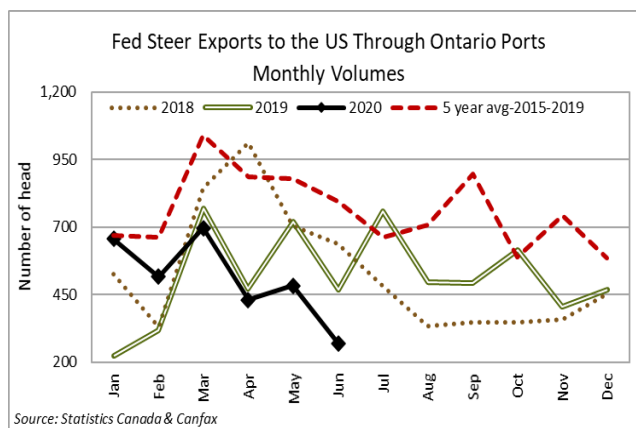
Cows sold aggressively at higher prices; veal & stocker calves sold steady.

ONTARIO STOCKER & FEEDER TRADE

Stocker sale at **Brussels Livestock: August 7, 2020** – 658 Stockers

Steers	Price Range	Average	Top	Heifers	Price Range	Average	Top
1000+	170.00-182.75	175.84	184.50	900+	152.00-179.00	168.35	179.00
900-999	178.00-196.00	186.10	196.00	800-899	169.00-182.75	175.59	182.75
800-899	185.00-203.00	196.08	210.00	700-799	171.00-183.50	177.72	183.50
700-799	190.00-206.25	202.87	206.25	600-699	167.00-192.00	176.78	230.00
600-699	206.50-226.00	217.26	226.00	500-599	194.00-225.00	207.52	225.00
500-599	185.00-231.00	212.44	257.00				
400-499	240.00-272.00	262.31	272.00				

Calves and yearlings both sold on a strong active trade with calves trading at steady prices while yearlings sold \$3.00-\$5.00 higher.



CATTLE EXPORTS-ONTARIO

Week ending July 25, 2020

Week ending July 18, 2020

Year to Date

2020

**Total live slaughter cattle
exported from Ontario to the U.S.
Steers & Heifers & Cows
Bulls**

1,531

1,776

78,186

1,305

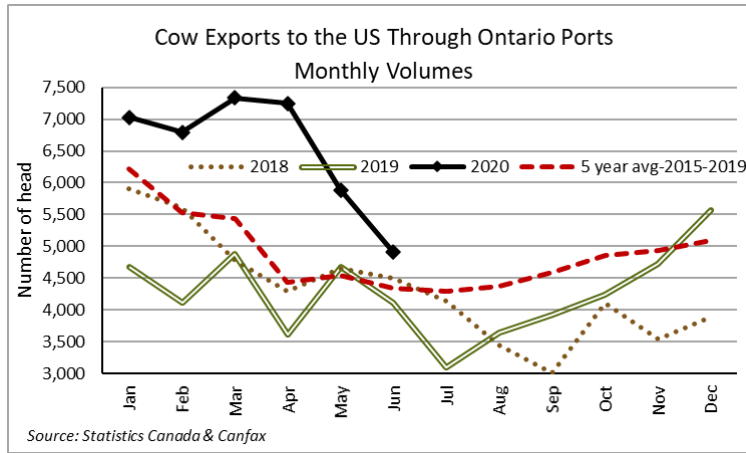
1,545

70,289

226

231

7,897



FEDERALLY INSPECTED CANADIAN PROCESSING

	Week Ending Aug 1, 2020	# of hd change from week ago	YTD	% Change (Week Ago)	% Change (Year Ago)
Grand Total	62,549	-172	1,721,358	-0%	-7%
Western Slaughter	49,995	-408	1,328,259	-1%	-8%
Eastern Slaughter	12,554	+236	393,099	+2%	-3%

AVERAGE CARCASS WEIGHTS – CANADA

	Steers	Heifers
July 25, 2020	887	809
July 18, 2020	887	805
July 27, 2019	881	817

USDA ESTIMATED CATTLE PROCESSING VOLUME

	Week Ending Aug 8, 2020	Previous Week	Year Ago
Grand Total	633,000	638,000	647,000

CANADIAN BOXED BEEF CUT-OUT VALUES

Week Ending	AAA	AA
March 20, 2020	3.0139	2.9703
March 13, 2020	2.7211	2.6818
March 6, 2020	2.7207	2.6643

Please note that Canfax & CBGA have been making some changes and has resulted in a delay in information. Prices have been updated until March 20, 2020. Further updates should be available soon.

U.S. BOXED BEEF CUT-OUT VALUES (U.S. funds)

	Choice 600-900	Select 600-900
Cutout Values (noon estimate):	206.93	193.87
Change (from yesterday's close):	+1.46	+1.12
Current Five Day Average:	204.52	191.29

U.S. TRADE (U.S. funds)

The **U.S. cash cattle trade** saw sales approximately \$3.00 stronger on average last week. Lives sales ranged from \$99.00-\$105.00 and dressed cattle sold from \$160.50 to \$169.00. Live prices for steers averaged \$101.34 up \$2.68 from the previous week while heifers averaged \$101.02 up \$3.01. Dressed prices for steers averaged \$163.20 up \$3.17 and heifers averaged \$163.13 up \$3.13.

Today, the market was quiet as both sides took inventory and new show lists were distributed. This week's offering is reported as smaller in volume in all states. Bids and asking prices have not been established.

Choice and Select Steers and Heifers:

Live	N/T
Rail	N/T

CHICAGO MERCANTILE EXCHANGE

Closing quotes on futures today were as follows:

Live Cattle			Feeder Cattle			Corn			Soybeans			Canadian \$		
Aug	103.60	+0.80	Aug	143.57	+0.85	Sep	3.104	+2.6	Aug	8.764	+6.2	Spot	74.89	+0.18
Oct	107.15	+0.70	Sep	145.40	+0.27	Dec	3.230	+2.2	Sep	8.700	+4.2	Sep	74.90	+0.19
Dec	110.97	+0.90	Oct	146.57	+0.17	Mar	3.346	+2.0	Nov	8.732	+5.6	Dec	74.91	+0.18
Feb	114.47	+0.67	Nov	147.12	+0.15	May	3.430	+1.6	Jan	8.792	+5.2	Mar	74.92	+0.19
Apr	117.02	+0.70	Jan	144.65	+0.45	Jul	3.494	+1.6	Mar	8.816	+4.6	Jun	74.91	+0.19
Jun	110.30	+0.50	Mar	143.17	+0.45	Sep	3.542	+1.4	May	8.862	+5.0	Sep	74.89	+0.19

Beef Farmers of Ontario, 130 Malcolm Road, Guelph, ON N1K 1B1 Phone: (519) 824-0334 Fax: (519) 824-9101 or email: markets@ontariobeef.com