



Daily Market Information Report – Tuesday August 25, 2020

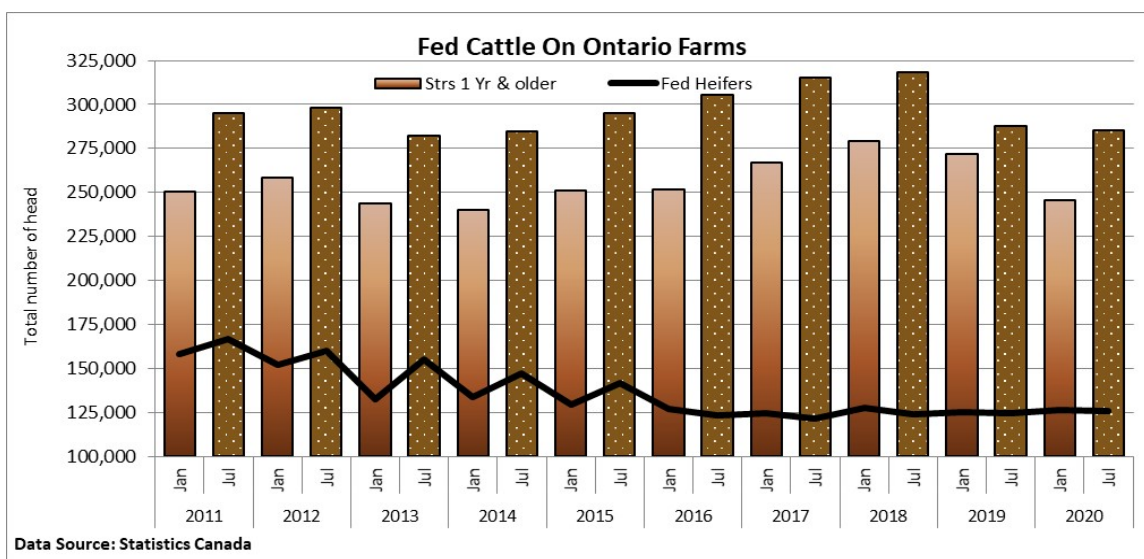
The following information is collected from various sources and disseminated by Beef Farmers of Ontario.

ONTARIO DIRECT TO PACKER RAILGRADE CATTLE TRADE

Prices are on a carcass weight basis before grade and weight discounts, regardless of delivery date:

Prices reported for **Monday August 24, 2020**

A Grade Steers 245.00
A Grade Heifers 244.00-245.00



ONTARIO LIVE CATTLE TRADE

Today at **Brussels Livestock**: 95 Fed Cattle, 150 cows

	Price Range	Top
Choice fed steers and heifers	150.00-166.00	
Second cut cattle	145.00-150.00	
Good Beef Cows	85.00-100.00	102.00
D1 & D2 Cows	80.00-95.00	101.00
D3 Cows	69.00-80.00	
D4 Cows	60.00-68.00	

Fed cattle sold steady. Cows sold on a strong active trade at steady prices.

Today at **Ontario Livestock Exchange**: 338 Veal & 144 Cows

	Price Range	Top
Cows	73.00-87.00	108.00
Good Beef Veal	136.00-190.00	
Good Holstein Veal	126.00-139.00	
Medium Holstein Veal	109.00-123.00	
Plain Holstein Veal	N/T	
Heavy Holstein Veal	108.00-116.00	124.00

Veal calves sold on a good demand at higher prices. Fed cows sold at steady pricing.

Keady Livestock Market: 491 stockers, 33 cows & bulls, 97 dollar calves

Steers

Price Range

1000+	189.00-191.00
900-999	189.50-201.25
800-899	208.50-214.25
600-699	227.00-251.00
500-599	202.50-243.00
400-499	180.00-265.00

Cows

66.00-88.00

Heifers

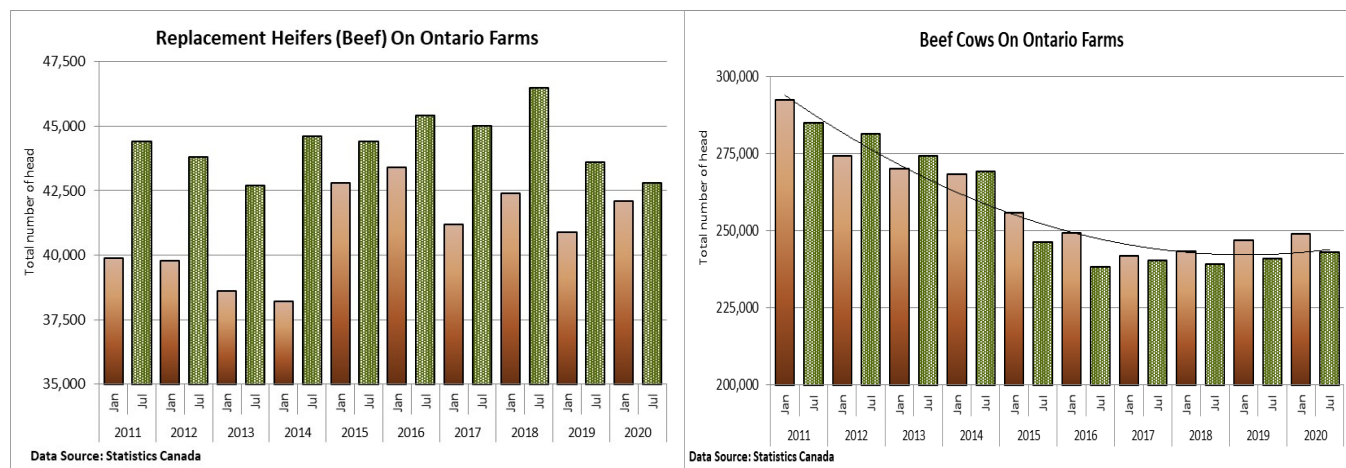
Price Range

700-799	189.00-209.00
600-699	205.00-225.00
500-599	181.00-212.50
400-499	175.00-201.00

Bulls

75.00-113.50

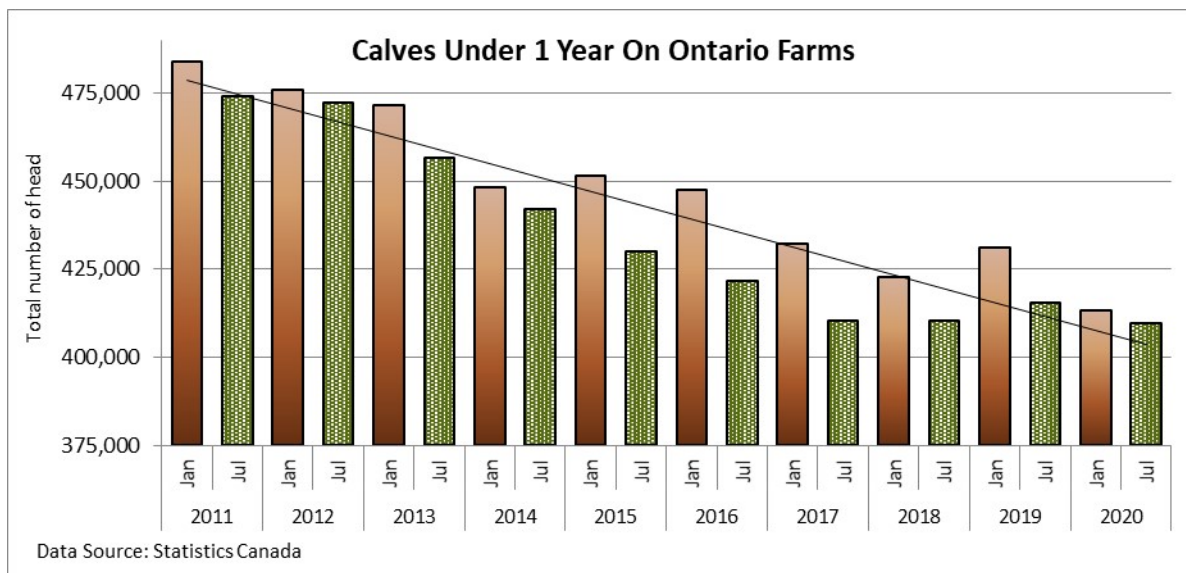
Heavier yearlings sold \$3.00-\$5.00 cwt higher while heavier calves sold on a strong demand with keen buyer interest. Cows sold on a barely steady market. Dollar calves sold slightly easier, with Holstein calves from \$10.00-\$130.00 and X-bred calves from \$220.00-\$450.00 per head.



Ontario auction sales on **Monday** saw weighted prices for:

	Volume	Price Range	Average	Top
Cows	262	57.26-87.81	69.96	118.00
Bulls, all weights	28	84.79-113.25	98.56	134.00
Veal calves over 600 lbs	45	106.78-125.67	115.13	155.00
Veal calves under 125 lbs	509	62.97-380.20	134.78	460.00

To check out individual auction market results on the Ontario Beef website go to <http://www.ontariobeef.com/markets/marketreports.aspx>



U.S. BOXED BEEF CUT-OUT VALUES (U.S. funds)

	Choice 600-900	Select 600-900
Cutout Values (noon estimate):	229.21	213.32
Change (from yesterday's close):	+1.74	+1.07
Current Five Day Average:	224.51	207.38

ALBERTA DIRECT TRADE

Alberta direct trade remains untested with little business expected to develop today. Canfax reports this week's offering as steady to last week in volume with asking prices around \$238.00 plus delivered on a dressed basis.

U.S. TRADE (U.S. funds)

The U.S. cash cattle trade saw a light test in Texas late Monday at \$105.00 live, down \$1.00 from last week. Today some light trade in the south is sitting at \$105.00-\$106.00 live, steady to \$1.00 below last week while the north is untested with little packer interest reported today. Asking prices in the south are sitting around \$106.00-\$107.00 live while the north remains unestablished.

Choice and Select Steers and Heifers:	Live	105.00-106.00
	Rail	N/T

CHICAGO MERCANTILE EXCHANGE

*Closing quotes on futures **today** were as follows:*

Live Cattle			Feeder Cattle			Corn			Soybeans			Canadian \$		
\$/cwt US			\$/cwt US			\$/bu US			\$/bu US					
Aug	105.50	-0.07	Aug	142.25	+0.25	Sep	3.406	+9.0	Sep	9.136	+14.0	Spot	75.84	+0.28
Oct	108.77	+0.85	Sep	143.07	+0.22	Dec	3.544	+9.4	Nov	9.202	+14.4	Sep	75.85	+0.28
Dec	111.70	+0.87	Oct	143.07	+0.25	Mar	3.662	+9.2	Jan	9.272	+14.2	Dec	75.86	+0.28
Feb	114.22	+0.75	Nov	143.70	+0.02	May	3.726	+8.4	Mar	9.294	+13.6	Mar	75.88	+0.28
Apr	116.02	+0.67	Jan	142.22	+0.05	Jul	3.770	+8.0	May	9.324	+12.6	Jun	75.87	+0.28
Jun	109.80	+0.57	Mar	141.57	+0.07	Sep	3.764	+6.2	July	9.372	+11.6	Sep	75.85	+0.28

Beef Farmers of Ontario, 130 Malcolm Road, Guelph, ON N1K 1B1 Phone: (519) 824-0334 Fax: (519) 824-1930 or email: markets@ontariobeef.com