



Daily Market Information Report – Friday August 28, 2020

The following information is collected from various sources and disseminated by Beef Farmers of Ontario.

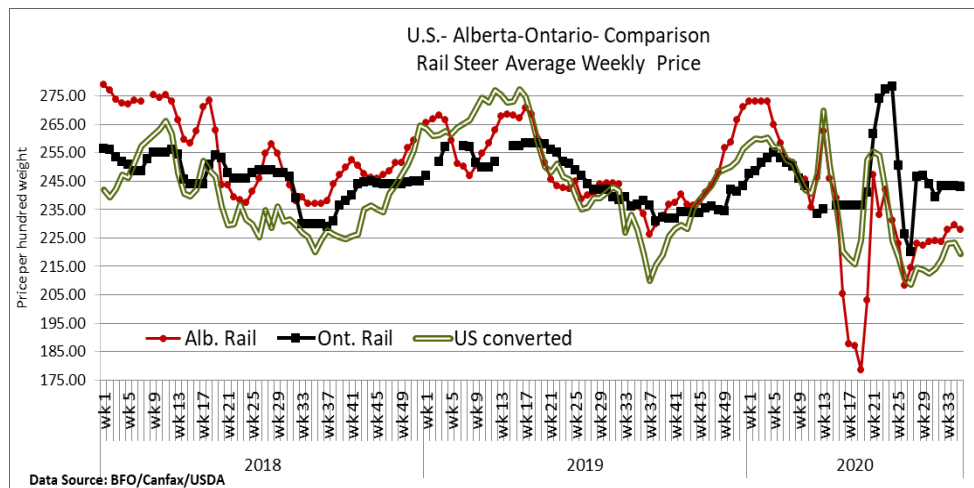
ONTARIO DIRECT TO PACKER RAILGRADE CATTLE TRADE

Prices are on a carcass weight basis before grade and weight discounts. (**Prices regardless of delivery date**).

A Grade Steers 245.00- limited packer interest with one packer not buying today.

A Grade Heifers 245.00- limited packer interest with one packer not buying today.

Ontario railgrade prices have held fully steady for three consecutive weeks at \$245.00 dressed for steers and \$244.00-\$245.00 for heifers, until Thursday when sales were noted from \$243.00-\$245.00, down \$1.00-\$2.00 cwt. For the last couple of weeks packers have been purchasing cattle for the week ahead, however this week many sales were reported for delivery the week of September 14th. Today packer interest was limited with sales reported at \$245.00 dressed for both steers and heifers with delivery next week, however one packer had no bid today.



ONTARIO LIVE CATTLE TRADE

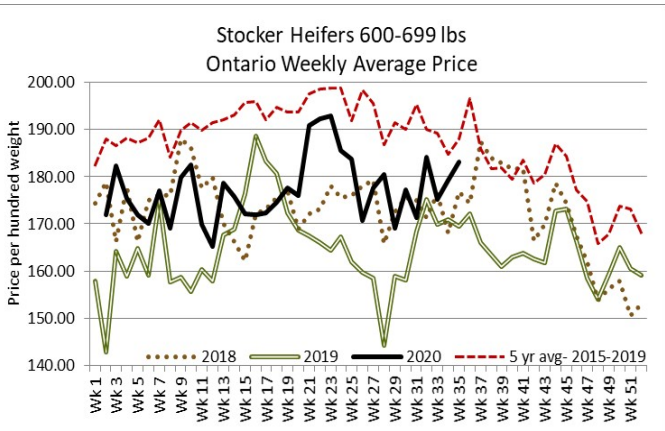
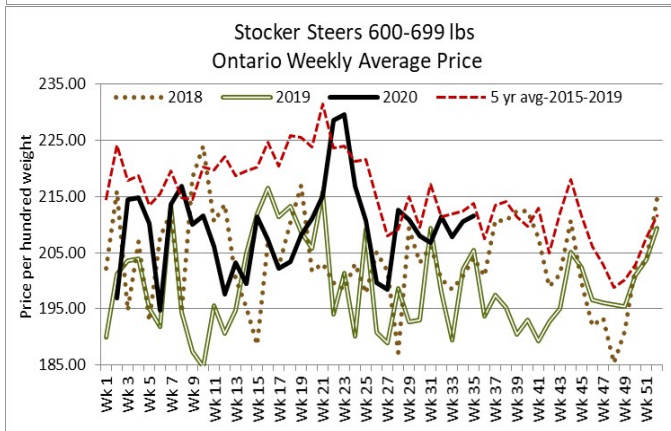
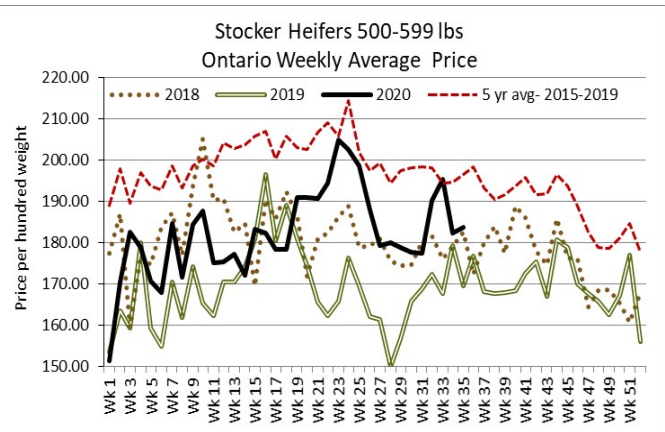
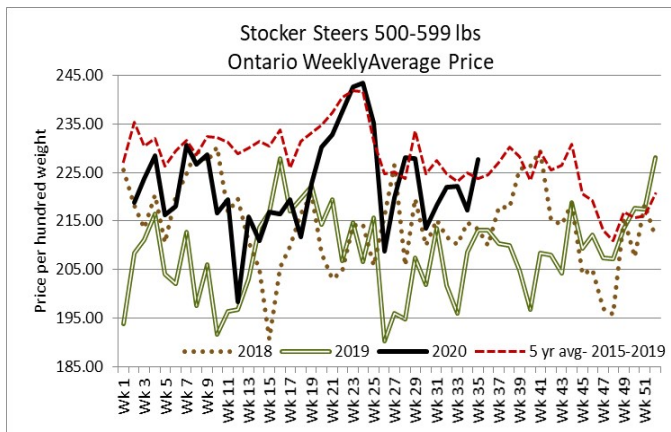
Today at **Brussels Livestock- 1,200** stockers (sale in progress at time of reporting)

Steers	Price Range	Average	Top	Heifers	Price Range	Average	Top
1000+	162.00-179.00	172.89	179.00	900+	122.00-195.75	169.75	195.75
900-999	174.00-193.00	182.02	193.00	800-899	160.00-180.00	172.88	182.50
800-899	172.50-199.25	190.99	205.75	700-799	140.00-188.00	176.45	188.00
700-799	185.00-218.00	200.46	218.00	600-699	153.00-207.00	194.48	207.00
600-699	195.00-232.25	215.52	232.25	500-599	117.00-213.50	173.88	219.00
500-599	206.00-258.00	236.72	258.00	400-499	110.00-184.00	130.84	233.00
400-499	180.00-259.00	229.73	268.00	300-399	190.00-210.00	201.56	210.00
-399	252.00-270.00	260.88	270.00	299-	145.00-197.00	171.00	197.00

Calves and yearlings are selling on a steady market. Final results will be posted on Monday.

Ontario auction sales on **Thursday** saw weighted prices for:

	Volume	Price Range	Average	Top
Large & Medium Frame Fed Steers +1250 lbs	34	116.50-149.00	133.74	155.00
Large & Medium Frame Fed Heifers +1000 lbs	19	125.74-144.68	136.44	145.00
Fed steers, dairy and dairy cross +1250 lbs	101	102.10-115.22	109.55	128.50
Fed heifers, dairy and dairy cross +1000 lbs	9	91.33-105.67	99.09	109.00
Cows	489	63.92-85.48	74.46	114.00
Bulls all weights	41	71.47-120.90	94.79	129.00
Veal +600 lbs	91	112.41-124.14	119.06	152.00



Stocker sale at Ontario Livestock Exchange: August 27, 2020 – 343 Stockers

Steers	Price Range	Average	Top	Heifers	Price Range	Average	Top
800-899	155.00-182.50	175.33	182.50	900+	142.50-172.00	167.31	172.00
700-799	160.00-193.00	179.65	193.00	600-699	110.00-162.50	142.67	180.00
600-699	165.00-209.00	188.43	225.00	500-599	110.00-181.00	145.32	200.00
500-599	137.50-227.50	200.50	242.50	400-499	160.00-207.50	180.38	215.00
400-499	155.00-277.50	226.36	292.50	300-399	170.00-207.50	190.94	207.50
399-	160.00-265.00	211.59	270.00				

Feeders sold on a steady market.

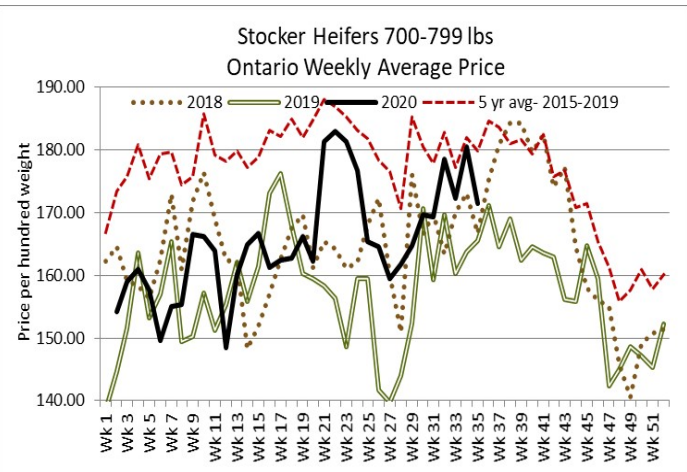
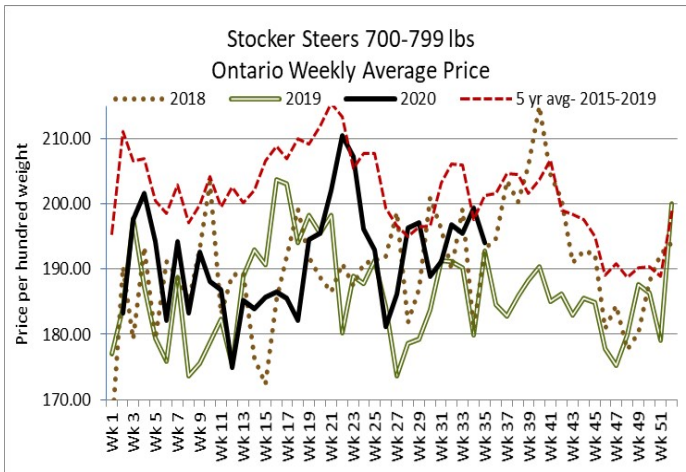
Stocker sale at: Ontario Stockyards Inc: August 27, 2020 – 876 Stockers

Steers	Price Range	Average	Top	Heifers	Price Range	Average	Top
1000+	122.00-188.00	164.99	188.00	900+	132.50-175.50	156.04	181.75
900-999	175.00-199.00	190.35	199.00	800-899	168.00-190.00	186.88	190.00
800-899	135.00-202.50	189.96	202.50	700-799	157.00-184.00	173.24	188.00
700-799	152.50-212.00	182.60	217.00	600-699	172.50-223.00	202.48	223.00
600-699	187.50-237.00	223.73	237.00	500-599	157.50-197.00	180.27	222.50
500-599	215.00-254.00	239.01	257.50	400-499	175.00-222.50	194.84	260.00
400-499	234.00-262.50	249.37	262.50	300-399	187.00-221.00	210.28	221.00
-399	220.00-269.00	247.41	290.00				

Calves sold steady, while yearlings traded strong.

Stocker sale at Ottawa Livestock Exchange: August 27, 2020 – 141 Stockers

Steers	Price Range	Average	Top	Heifers	Price Range	Average	Top
600-699	208.00-227.00	218.94	234.00	500-599	154.00-216.00	201.67	216.00
500-599	213.00-254.00	231.05	254.00	400-499	166.00-202.00	190.67	202.00
400-499	232.00-262.00	248.11	262.00	300-399	70.00-214.00	164.67	214.00
399-	98.00-270.00	226.33	270.00	299-	210.00-222.00	212.40	222.00



U.S. BOXED BEEF CUT-OUT VALUES (U.S. funds)

	Choice	Select
	600-900	600-900
Cutout Values (noon estimate):	231.88	215.71
Change (from yesterday's close):	+0.34	+1.45
Current Five Day Average:	229.22	212.17

QUEBEC ELECTRONIC AUCTION MARKET (F.O.B. THE FEEDLOT)

	Price	Change from Last Week
For the week ending August 27, 2020	243.25-244.75	-3.07

ALBERTA DIRECT TRADE

Alberta's direct trade was quiet until Wednesday where light trade surfaced at \$230.00 delivered on a dressed basis. Canfax noted live trade at \$137.00 on a picked-up basis. Thursday trade was light with prices easier than Wednesday from \$226.00-\$230.00 delivered on a dressed basis. Canfax reports: "Sales on Thursday were steady to a couple dollars lower than prices seen on Wednesday and are 4.00-5.00 lower than last week. Lift times are starting to stretch out, cattle that traded this week would be picked up in 3-4 weeks." On a picked up basis Canfax notes both steers and heifers averaging \$227.89 dressed, down \$1.69 from last week on average.

Steers	Live FOB	136.75-138.00	Rail FOB	227.00-230.50
Heifers	Live FOB	136.75-137.00	Rail FOB	224.50-228.50

U.S. TRADE (U.S. funds)

The U.S. cash cattle trade on Thursday saw a light trade from \$104.00-\$106.00 live in the south, mostly \$104.00-\$105.00, down \$1.00 from early week trade and \$2.00 below last week. Business in the north ranged from \$163.00-\$168.00 dressed, down \$3.00-\$4.00 from last week. Today trade is expected to develop this afternoon, especially in the north, however at time of reporting there has been no new trade surface.

Choice and Select Steers and Heifers:	Live	103.00-107.00 weekly range
	Rail	163.00-168.00 weekly range

CHICAGO MERCANTILE EXCHANGE

Closing quotes on futures today were as follows:

Live Cattle			Feeder Cattle			Corn			Soybeans			Canadian \$		
Aug	103.22	+0.25	Sep	140.02	-1.20	Sep	3.460	+1.6	Sep	9.504	+13.2	Spot	76.36	+0.19
Oct	104.90	-1.25	Oct	140.17	-0.97	Dec	3.592	+0.6	Nov	9.504	+8.4	Sep	76.37	+0.19
Dec	108.50	-0.85	Nov	140.60	-1.00	Mar	3.692	-0.2	Jan	9.562	+8.6	Dec	76.39	+0.19
Feb	111.85	-0.85	Jan	138.65	-1.30	May	3.756	-0.2	Mar	9.562	+8.6	Mar	76.41	+0.19
Apr	114.10	-0.65	Mar	138.22	-1.22	Jul	3.794	-0.4	May	9.572	+9.2	Jun	76.40	+0.19
Jun	107.75	-0.65	Apr	139.37	-1.25	Sep	3.770	-1.0	Jul	9.596	+8.6	Sep	76.39	+0.19

Beef Farmers of Ontario, 130 Malcolm Road, Guelph, ON N1K 1B1 Phone: (519) 824-0334 Fax: (519) 824-9161 or email: markets@ontariobeef.com

ONTARIO STOCKER & FEEDER TRADE SPECIAL FALL SALES

Aug 29 8:30 am	Stratton- Rainy River Cattlemen's Sale	Fall Sale- Majority Yearlings, some early calves, etc
Sep 4 7:00 pm	Cargill Auction Market	Char & Exotic Cross Yearling Steers & Heifers
Sep 5 1:00 pm	Maple Hill Auctions Ltd	Ontario Autumn Angus Classic
Sep 12 1:00 pm	Maple Hill Auctions Ltd	Ontario Autumn Simmental Classic
Sep 14 7:00 pm	Maple Hill Auctions Ltd	Bi-weekly Fall Stocker Sale- First sale
Sep 15 10:00 am	Thessalon-Algoma Livestock Sales	Yearling Sale- 90% Vaccinated
Sep 17 11:00 am	Ontario Stockyards Inc	Special Fall Yearling Sale (in regular sale)
Sep 18 11:00 am	Community Livestock Exchange	Quinte Cattlemen's Assoc. Fall Stocker Sale