



Daily Market Information Report - Tuesday, September 8, 2020

The following information is collected from various sources and disseminated by Beef Farmers of Ontario.

ONTARIO DIRECT TO PACKER RAILGRADE CATTLE TRADE

Prices are on a carcass weight basis before grade and weight discounts. *(Prices for today regardless of delivery date).*

A Grade Steers	232.00 (delivery first week of October)
A Grade Heifers	231.00-232.00 (delivery first week of October)

ONTARIO LIVE CATTLE TRADE

Today at **Brussels Livestock**: **105** Fed Cattle & **175** Cows

	Price Range	Top
Choice Steers & Heifers	145.00-152.00	
Second Cut Cattle	142.00-144.00	
Good Beef Cows	84.00-99.00	109.00
D1 & D2	75.00-80.00	83.00
D3	67.00-72.00	
D4	50.00-60.00	

Fed steers and heifers sold on an active trade at prices slightly higher than last week. Cows sold steady.

Today at **Ontario Livestock Exchange**: **324** Veal & **103** Cows

	Price Range	Top
Top quality Cows	71.00-84.00	108.00
Beef Veal	141.00-198.00	
Good Holstein	131.00-144.00	148.00
Medium Holstein	116.00-129.00	
Heavy Holstein	112.00-126.00	
Plain Holsteins	95.00-105.00	

Veal sold on a good demand at higher prices. Fed cows sold at higher prices.

Keady Livestock Market: **590** Stockers, **31** cows & bulls, **65** dollar calves

Steers	Price Range
Cows	59.00-93.00

All classes of stocker and feeder cattle sold fully steady. Cows and bulls traded \$3.00-\$5.00 cwt easier. Dollar calves sold sharply higher on a strong buyer demand, with Holstein calves from \$70.00-\$245.00 and X-bred calves from \$340.00-\$560.00 per head. *September 15th – 15 cow/calf pairs, Apr/May calves, elastics, bred July 1! Special Stocker Sale on Wednesday September 30th @ 10:00 am!*

At **Kawartha Lakes Community Sale Barn**, **September 5, 2020** – **2** fed cattle, **151** cows, **8** bulls, **30** veal, **33** stockers

	Price Range	Avg.	Top
Cows	58.00-89.00	69.35	118.00
Bulls under 1600 lbs	84.00-121.00	100.23	121.00
Bulls over 1600 lbs	79.00-123.00	105.92	123.00
Veal calves 600 lbs & over	105.00-141.00	116.56	141.00
Veal calves 125 lbs or less	60.00-190.00	99.20	190.00

Cows sold on a selective demand at easier prices, with all other classes of cattle selling actively at steady prices. *Special Stocker Sale on Wednesday September 30th @ 10:00 am!*

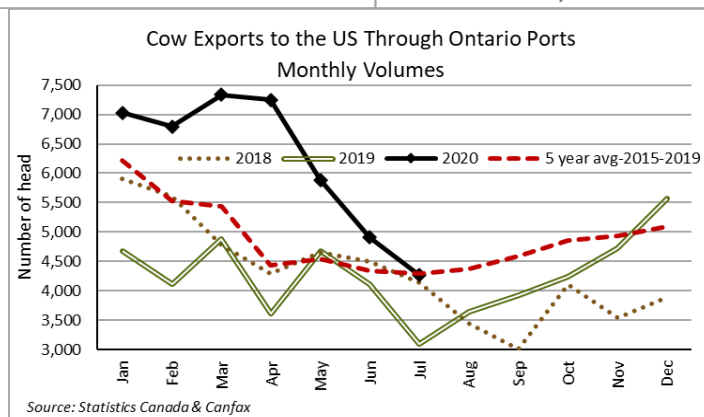
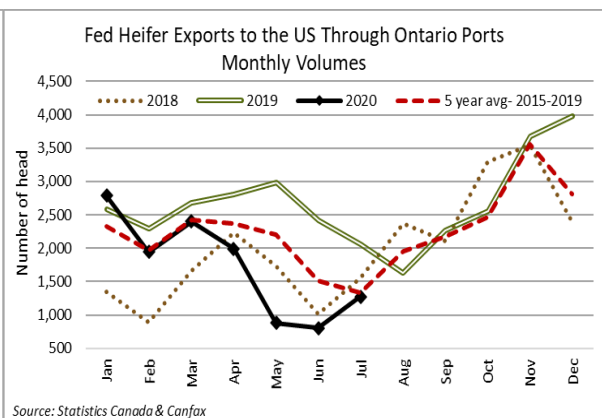
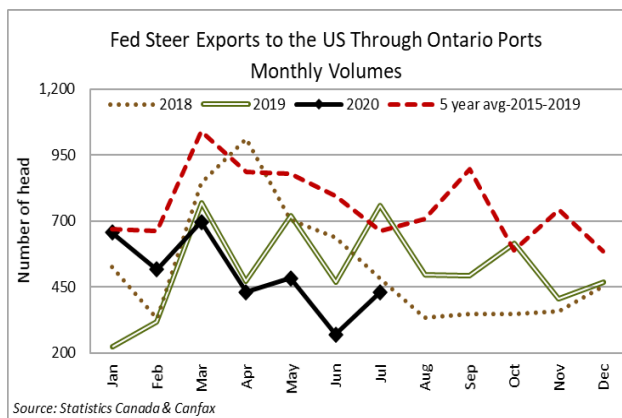
Ontario auction sales on **Friday, Saturday and Monday** saw weighted prices for:

	Volume	Price Range	Average	Top
Cows	317	56.37-85.66	67.81	118.00
Bulls, under 1600 lbs	8	84.00-118.88	101.19	122.00
Bulls over 1600 lbs	16	98.31-127.50	115.25	135.00
Veal Calves 600+	37	01.03-125.57	112.38	150.00
Veal Calves under 125 lbs	463	73.44-338.23	136.74	400.00

Stocker sale at **Brussels Livestock: September 4, 2020 – 1,042 Stockers**

Steers	Price Range	Average	Top	Heifers	Price Range	Average	Top
1000+	166.50-188.50	176.92	188.50	900+	151.00-164.00	160.28	164.00
900-999	174.50-197.25	189.43	197.25	800-899	162.00-185.75	174.57	185.75
800-899	186.00-211.75	202.26	211.75	700-799	176.00-187.50	173.71	204.50
700-799	195.00-213.50	203.98	213.50	600-699	166.00-198.00	185.47	212.00
600-699	202.00-247.50	231.93	247.50	500-599	175.00-212.00	191.61	212.00
500-599	219.00-252.50	233.10	257.00	400-499	141.00-202.00	159.69	216.00
400-499	155.00-247.00	206.85	264.00				
399-	165.00-256.00	224.88	256.00				

Calves and yearlings sold at fully steady prices, with grass cattle bringing a premium.



CATTLE EXPORTS-ONTARIO

	Week ending Aug 15, 2020	Week ending Aug 8, 2020	Year to Date 2020
Total live slaughter cattle exported from Ontario to the U.S.	1,325	1,472	82,730
Steers & Heifers & Cows	1,061	1,240	74,039
Bulls	264	232	8,691

FEDERALLY INSPECTED CANADIAN PROCESSING

	Week Ending Aug 29, 2020	# of hd change from week ago	YTD	% Change (Week Ago)	% Change (Year Ago)
Grand Total	64,431	-67	1,976,393	0%	-6%
Western Slaughter	52,825	-181	1,537,665	0%	-7%
Eastern Slaughter	11,606	+114	438,728	+1%	-4%

AVERAGE CARCASS WEIGHTS – CANADA

	Steers	Heifers
Aug 29, 2020	918	824
Aug 22, 2020	908	829
Aug 31, 2019	910	833

USDA ESTIMATED CATTLE PROCESSING VOLUME

	Week Ending Sep 5, 2020	Previous Week	Year Ago
Grand Total	633,000	654,000	571,000

CANADIAN BOXED BEEF CUT-OUT VALUES

Week Ending	AAA	AA
March 20, 2020	3.0139	2.9703
March 13, 2020	2.7211	2.6818

Please note that Canfax & CBGA have been making some changes and has resulted in a delay in information. Prices have been updated until March 20, 2020. Further updates will be available soon.

U.S. BOXED BEEF CUT-OUT VALUES (U.S. funds)

	Choice 600-900	Select 600-900
Cutout Values (noon estimate):	225.73	209.21
Change (from yesterday's close):	-0.12	-0.09
Current Five Day Average:	227.39	213.14

U.S. TRADE (U.S. funds)

The U.S. cash cattle trade last week was light to moderate from Tuesday to Thursday. The USDA Mandatory Price Report listed live sales for the week from \$101.00-\$105.00, with steers averaging \$103.12 down \$1.97 from the previous week on average, while heifers averaged \$103.04 down \$2.00. On the rail trade ranged from \$162.00-\$164.00 dressed, with steers averaging \$163.07 down \$3.46 and heifers \$162.82 down \$3.88 from the previous week's weighted average prices.

Today, the market was very quiet as new show lists were distributed. Bids and asking prices were unestablished today. This week's offering is reported as larger in Kansas in volume and lighter in all other feeding states. Active trade is not expected to develop before Wednesday at the earliest.

Choice and Select Steers and Heifers:	Live	101.00-105.00 last week's range
	Rail	162.00-164.00 last week's range

CHICAGO MERCANTILE EXCHANGE

Closing quotes on futures today were as follows:

Live Cattle			Feeder Cattle			Corn			Soybeans			Canadian \$		
Oct	105.77	+1.32	Sep	138.95	+1.30	Sep	3.510	+3.6	Sep	9.730	+3.4	Spot	75.62	-0.74
Dec	110.12	+1.65	Oct	139.85	+1.35	Dec	3.616	+3.6	Nov	9.730	+5.0	Sep	75.63	-1.03
Feb	113.97	+1.52	Nov	140.72	+1.20	Mar	3.720	+3.4	Jan	9.782	+4.6	Dec	75.6	-1.02
Apr	116.27	+1.15	Jan	139.02	+0.95	May	3.784	+3.6	Mar	9.770	+3.2	Mar	76.67	-1.03
Jun	109.67	+1.22	Mar	138.52	+0.80	Jul	3.826	+3.4	May	9.782	+2.6	Jun	75.66	-1.02
Aug	107.82	+0.90	Apr	139.57	+0.60	Sep	3.796	+2.4	Jul	9.806	+2.6	Sep	76.65	-1.02

Beef Farmers of Ontario, 130 Malcolm Road, Guelph, ON N1K 1B1 Phone: (519) 824-0334 Fax: (519) 824-9161 or email: markets@ontariobeef.com