



## Daily Market Information Report – Monday, September 14, 2020

The following information is collected from various sources and disseminated by Beef Farmers of Ontario.

### ONTARIO DIRECT TO PACKER RAILGRADE CATTLE TRADE

Prices are on a carcass weight basis before grade and weight discounts. (Prices regardless of delivery date).

<b>A Grade Steers</b>	No trade reported. Bids at 230.00 were noted with no sales.
<b>A Grade Heifers</b>	No trade reported. Bids at 229.00-230.00 were noted with no sales.

### ONTARIO LIVE CATTLE TRADE

Today at **Ontario Stockyards Inc.:** 49 veal

	Price Range	Top
<b>Veal 600 lbs plus</b>	108.00-130.00	171.00

Good quality veal calves sold slightly stronger with all others selling steady. *September 17th @ 11:00 am- First Special Fall Yearling Sale! (in conjunction with regular sale)*

At **Kawartha Lakes Community Sale Barn, September 12, 2020** – 4 fed cattle, 165 cows, 11 bulls, 59 veal, 40 stockers

	Price Range	Avg.	Top
<b>Cows</b>	57.00-86.00	69.96	95.00
<b>Bulls under 1600 lbs</b>	89.00-109.00	99.75	109.00
<b>Bulls over 1600 lbs</b>	108.00-128.00	114.07	128.00
<b>Veal calves 600 lbs &amp; over</b>	115.00-162.00	126.12	170.00
<b>Veal calves 125 lbs or less</b>	5.00-200.00	94.89	200.00

*Special Stocker Sale on Wednesday September 30<sup>th</sup> @ 10:00 am!*

### ONTARIO STOCKER & FEEDER TRADE

Stocker sale at **Brussels Livestock: September 11, 2020** – 1,236 Stockers

<b>Steers</b>	<b>Price Range</b>	<b>Average</b>	<b>Top</b>	<b>Heifers</b>	<b>Price Range</b>	<b>Average</b>	<b>Top</b>
<b>1000+</b>	166.00-176.00	171.00	182.50	<b>900+</b>	162.50-184.52	173.60	184.50
<b>900-999</b>	173.50-195.00	183.91	199.50	<b>800-899</b>	174.25-194.00	185.45	194.00
<b>800-899</b>	167.00-208.50	188.98	208.50	<b>700-799</b>	175.50-206.50	188.95	206.50
<b>700-799</b>	182.00-222.50	211.52	222.50	<b>600-699</b>	165.00-202.50	183.25	207.75
<b>600-699</b>	185.00-229.00	212.79	229.00	<b>500-599</b>	167.00-213.00	198.28	213.00
<b>500-599</b>	202.00-237.50	222.74	267.00	<b>400-499</b>	110.00-217.50	175.35	230.00
<b>400-499</b>	212.00-267.00	248.23	267.00	<b>300-399</b>	75.00-165.00	108.00	165.00
<b>399</b>	108.00-269.00	233.37	270.00	<b>299-</b>	145.00-200.00	172.50	200.00

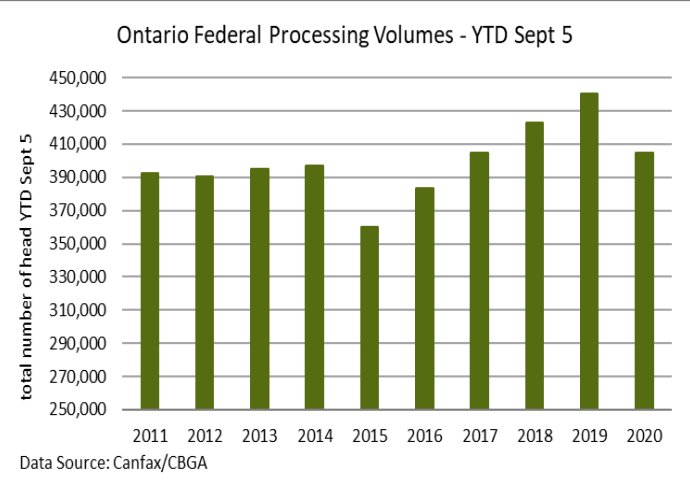
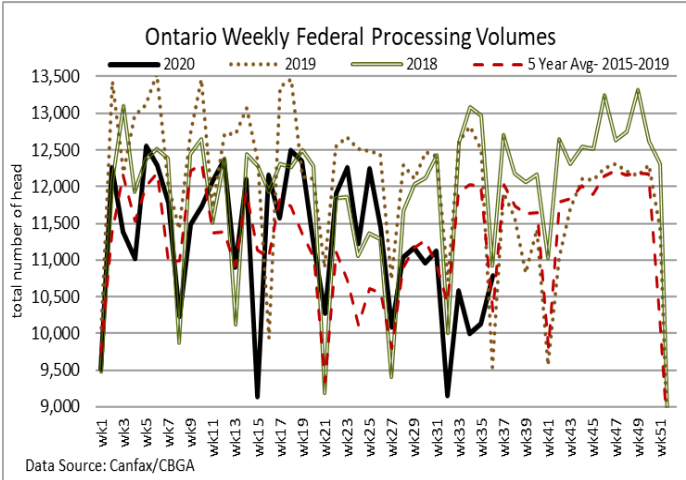
Calves and yearlings sold on a strong active trade at steady prices, with grass cattle bringing a premium.

### CATTLE EXPORTS-ONTARIO

	<b>Week ending Aug 29, 2020</b>	<b>Week ending Aug 22, 2020</b>	<b>Year to Date 2020</b>
<b>Total live slaughter cattle exported from Ontario to the U.S.</b>	<b>1,838</b>	<b>1,475</b>	<b>86,043</b>
<b>Steers &amp; Heifers &amp; Cows</b>	<b>1,451</b>	<b>1,246</b>	<b>76,736</b>
<b>Bulls</b>	<b>387</b>	<b>229</b>	<b>9,307</b>

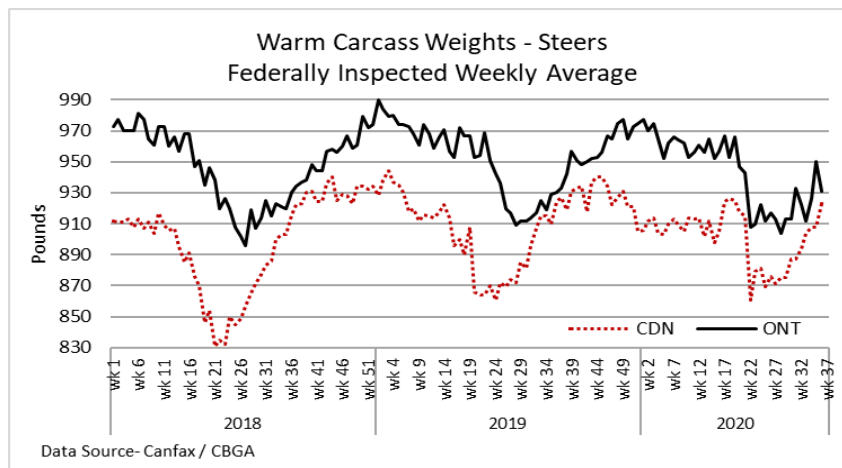
### FEDERALLY INSPECTED CANADIAN PROCESSING

	Week Ending Sep 5, 2020	# of hd change from week ago	YTD	% Change (Week Ago)	% Change (Year Ago)
<b>Grand Total</b>	59,838	-4,593	2,036,231	-7%	-6%
<b>Western Slaughter</b>	47,638	-5,187	1,585,303	-10%	-7%
<b>Eastern Slaughter</b>	12,200	+594	450,928	+5%	-4%



### AVERAGE CARCASS WEIGHTS – CANADA

	Steers	Heifers
<b>Sept 5, 2020</b>	923	840
<b>Aug 29, 2020</b>	918	824
<b>Sept 7, 2019</b>	924	839



### USDA ESTIMATED CATTLE PROCESSING VOLUME

	Week Ending Sep 12, 2020	Previous Week	Year Ago
<b>Grand Total</b>	574,000	633,000	636,000

### CANADIAN BOXED BEEF CUT-OUT VALUES

Week Ending	AAA	AA
March 20, 2020	3.0139	2.9703
March 13, 2020	2.7211	2.6818
March 6, 2020	2.7207	2.6643

Please note that Canfax & CBGA have been making some changes and has resulted in a delay in information. Prices have been updated until March 20, 2020. Further updates should be available soon.

### U.S. BOXED BEEF CUT-OUT VALUES (U.S. funds)

	Choice 600-900	Select 600-900
Cutout Values (noon estimate):	218.08	208.07
Change (from yesterday's close):	-1.81	+0.97
Current Five Day Average:	222.87	207.94

### U.S. TRADE (U.S. funds)

The U.S. cash cattle trade last week was easier but prices did improve by \$1.00 from Wednesday to Thursday.

Overall prices last week reported by the USDA Mandatory Price Report listed live sales from \$100.00-\$103.00 with steers averaging \$101.21 down \$1.91 from the previous week, while heifers averaged \$101.16 down \$1.88. On the rail steers and heifers sold from \$158.00-\$164.00 dressed, with the weighted average price for steers at \$160.66 down \$2.41 and heifers \$160.44 down \$2.38 from the previous week's prices.

Today, the market was very quiet as both sides took inventory. This week's show lists are smaller in volume in all feeding states. Bids and asking prices remained unestablished today with little business expected before mid-week.

Choice and Select Steers and Heifers:	Live	N/T
	Rail	N/T

### CHICAGO MERCANTILE EXCHANGE

Closing quotes on futures today were as follows:

Live Cattle	Feeder Cattle	Corn	Soybeans	Canadian \$
Oct 106.87 +1.35	Sep 141.50 +1.50	Sep 3.574 -7.4	Nov 9.994 +3.4	Spot 75.86 +0.06
Dec 111.70 +1.80	Oct 142.60 +2.02	Dec 3.694 +1.0	Jan 10.032 +4.0	Sep 75.86 +0.06
Feb 115.70 +1.37	Nov 143.20 +1.87	Mar 3.790 +0.6	Mar 10.020 +5.2	Dec 75.82 +0.08
Apr 117.90 +0.95	Jan 140.97 +1.85	May 3.846 +0.2	May 10.020 +6.6	Mar 75.90 +0.04
Jun 111.60 +1.17	Mar 140.55 +1.85	Jul 3.882 +0.2	Jul 10.026 +8.0	Jun 75.97 +0.12
Aug 109.97 +1.35	Apr 141.70 +1.60	Sep 3.842 +0.0	Aug 9.980 +8.4	Sep 75.98 +0.14

Beef Farmers of Ontario, 130 Malcolm Road, Guelph, ON N1K 1B1 Phone: (519) 824-0334 Fax: (519) 824-9101 or email: [markets@ontariobeef.com](mailto:markets@ontariobeef.com)